











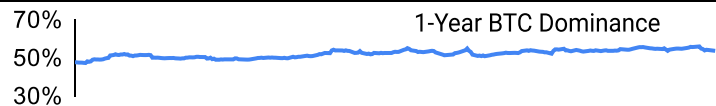
**Crypto Leaderboard**

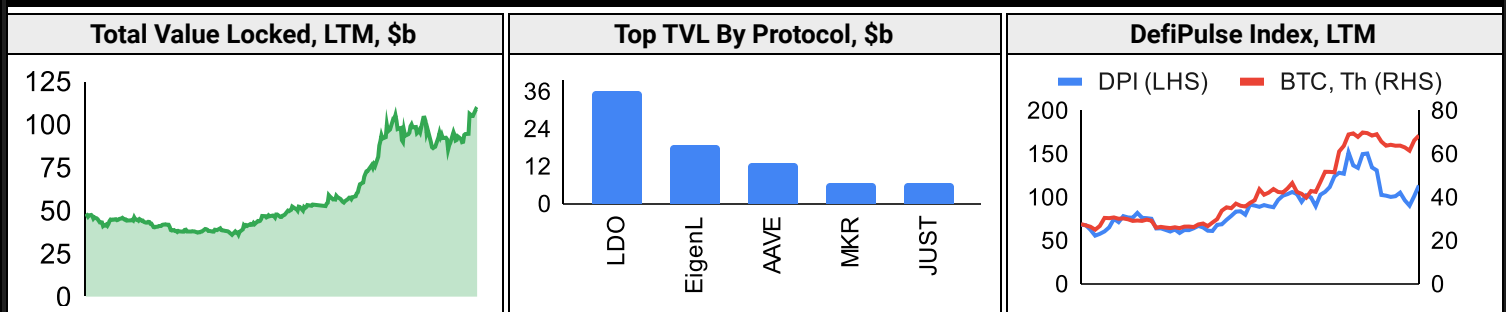
Rank	Name	Ticker	Price	24h	7d	30d	24h Vol \$m	MC \$m	1-Year Chart
1	Bitcoin	BTC	\$68,011	-1%	-3%	8%	30,907	1,340,125	
2	Ethereum	ETH	\$3,879	-1%	3%	19%	17,311	466,272	
3	Tether	USDT	\$1.00	0%	0%	0%	37,910	111,818	
4	BNB	BNB	\$598	-1%	-3%	0%	1,121	91,937	
5	Solana	SOL	\$171	2%	-4%	24%	2,793	76,971	
6	Lido stETH	STETH	\$3,882	-1%	3%	19%	122	36,065	
7	USD Coin	USDC	\$1.00	0%	0%	0%	6,408	32,467	
8	XRP Ledger	XRP	\$0.53	-1%	-1%	4%	936	29,349	
9	Dogecoin	DOGE	\$0.16	-3%	-3%	12%	1,299	23,635	
10	Toncoin	TON	\$6.4	-1%	1%	18%	214	22,201	

**Top & Bottom Performers - Top 100 Tokens**

24h		7 Days		30 Days		90 Days		365 Days	
TIA	18%	BONK	28%	PEPE	121%	PEPE	403%	BONK	7423%
WIF	15%	JASMY	24%	BONK	68%	TON	155%	PEPE	1013%
FLOKI	13%	CHZ	18%	JASMY	43%	BONK	125%	AKT	829%
BONK	11%	PEPE	16%	UNI	38%	SHIB	120%	FET	753%
STRK	-5%	AR	-12%	MKR	-11%	SEI	-37%	QNT	-19%
BCH	-5%	AGIX	-12%	SUI	-14%	DYDX	-39%	SAND	-19%
LDO	-6%	AKT	-12%	NEO	-16%	INJ	-42%	MATIC	-19%
W	-7%	FET	-12%	STX	-20%	FLR	-44%	ATOM	-20%

**Category Performance**

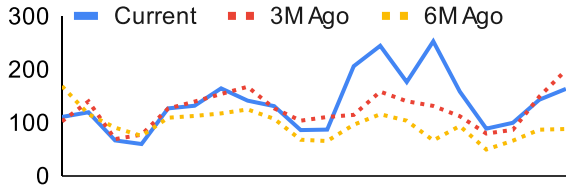
Category	7d	30d	90d	180d	365d	Ecosystem	7d	30d	90d	180d	365d
Lending	21%	127%	79%	101%	184%	Avalanche	2%	13%	-7%	48%	87%
Meme	9%	21%	132%	252%	227%	Ethereum	3%	12%	-17%	12%	50%
DEX	-1%	9%	-4%	36%	120%	Polygon	0%	11%	9%	58%	67%
IoT/Data/Comp.	1%	7%	-13%	100%	127%	Solana	3%	9%	11%	69%	210%
Gaming/Entertai	3%	7%	-11%	43%	100%	BSC	-2%	7%	25%	80%	85%
Other DeFi	0%	6%	-8%	31%	59%	Polkadot	-3%	3%	10%	59%	80%
Privacy	-1%	4%	-3%	19%	6%	Cosmos	-5%	2%	7%	82%	223%
Smart Contract	-4%	4%	7%	74%	109%	Tron	-8%	-12%	-9%	37%	62%
Scaling	-3%	3%	-18%	78%	65%						
Currency	-5%	0%	6%	44%	83%						
CEXs	-3%	-1%	10%	26%	42%						

**DeFi**


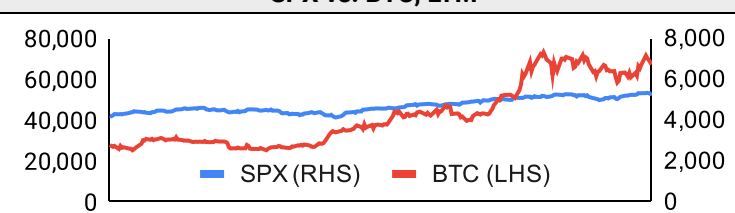
### Trading Volume

Aggregate Volumes by Product, \$b					Top Derivatives Exchanges, \$m and bps					Top Spot Exchanges, \$m		
Product	1d	7d	30d	O/I	Exchange	1d Vol	O/I	Mkr	Tkr	Exchange	Score	1d Vol
Spot	42	310	1,130	n/a	Binance	65,154	21,418	2.0	4.0	Binance	9.9	21,397
Perpetuals	2,590	13,330	38,950	501	Bybit	21,343	13,989	2.0	5.5	Coinbase	8.2	2,125
Futures	0	3	12	1	OKX	26,446	7,352	2.0	5.0	Bybit	7.8	4,660
Options	2	15	66	n/a	Bitget	18,707	11,258	2.0	6.0	OKX	7.6	3,586

Daily Spot Volume, Top 100 Tokens Last 20d, \$b				Top Volume, 1d, \$m		Top Volume, %20d Avg		Low Volume, %20d Avg	
				USDT	74,429	JASMY	257%	RETH	8%
				BTC	32,083	CHZ	249%	AKT	44%
				ETH	18,616	TIA	241%	STRK	47%
				FDUSD	7,572	BONK	208%	TON	49%
				USDC	6,726	LEO	195%	DAI	57%

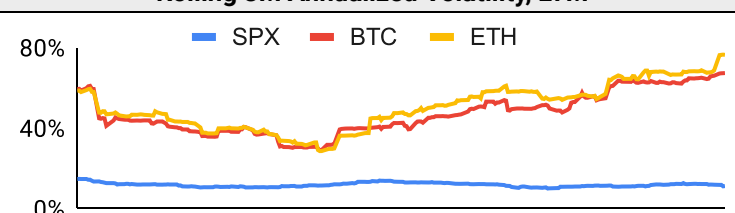
### Traditional Finance

Global Equity Markets							SPX vs. BTC, LTM	
	US	USGrwth	UK	Germany	Japan	HK		
1D	1%	1%	1%	1%	1%	0%		
7D	0%	1%	-1%	0%	0%	-5%		
90D	5%	5%	10%	7%	-1%	3%		
365D	30%	36%	18%	17%	16%	-7%		

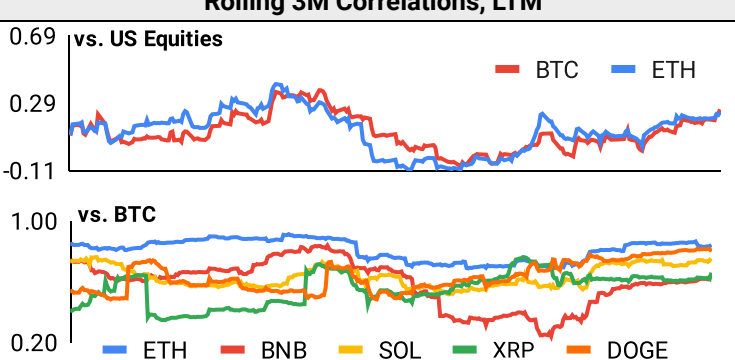
  

10-Year Treasury Yields							Commodities & FX					
	US	Brazil	UK	Germany	Japan	HK	Last	WTI	Gas	Gold	USD/EUR	USD/JPY
Last	4.45%	11.62%	4.28%	2.54%	1.02%	3.76%	Last	79.2	2.76	2,362	0.92	156.6
1d Chg	-0.02	-0.05	0.02	0.00	-0.01	-0.06	1d % Chg	1.9%	-0.5%	1.2%	-0.2%	-0.1%

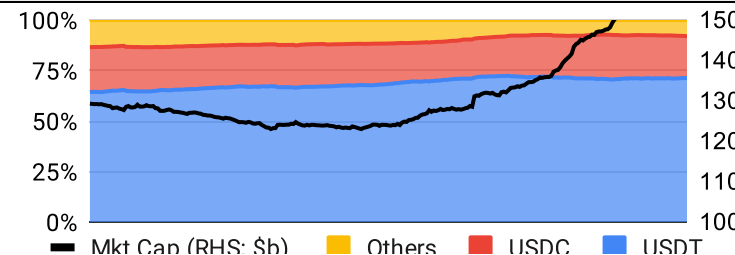
### Volatility

Annualized Volatility							Rolling 3M Annualized Volatility, LTM			
	BTC	ETH	BNB	SOL	XRP	DOGE				
30D	58%	83%	40%	86%	40%	95%				
90D	63%	76%	73%	95%	75%	130%				
180D	57%	65%	62%	94%	62%	105%				
365D	48%	54%	53%	93%	93%	84%				

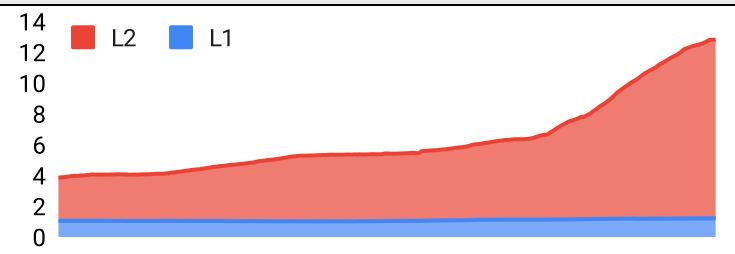
### Correlations

Intra-Crypto Correlations, LTM							Rolling 3M Correlations, LTM					
	BTC	ETH	BNB	SOL	XRP	DOGE						
BTC												
ETH	0.80											
BNB	0.56	0.55										
SOL	0.63	0.58	0.44									
XRP	0.44	0.48	0.32	0.44								
DOGE	0.71	0.63	0.45	0.50	0.42							

**Stablecoins**

Stablecoin Market Size and Volume, \$m					Stablecoin Dominance (LHS) & Market Cap \$b (RHS), LTM	
Ticker	Price	1d Vol	20d Avg Vol	Market Cap		
USDT	1.00	74,429	59,817	111,845		
USDC	1.00	6,726	6,125	32,478		
DAI	1.00	304	530	5,346		
USDe	1.00	123	101	2,863		
USDD	1.00	7	6	729		
FRAX	1.00	10	16	648		

**Ethereum Mainnet & Layer 2s**

Mainnet & Layer 2 Transactions (m/day) and L2 TVL (\$m)					Transactions (m/day), Rolling 90-Day Average, LTM	
Network	1d	30d Avg	TVL	Tech Type		
Base	1.8	2.2	7000	ORU		
Arbitrum One	2.0	2.0	19090	ORU		
Ethereum	1.2	1.2	-	Mainnet		
Degen Chain	1.3	1.1	-			
zkSync Era	0.6	0.8	890.82	ZKR		
Blast	0.6	0.6	3350	App-specific ORU		
OP Mainnet	0.5	0.5	7810	ORU		
Linea	0.9	0.5	1130	ZKR		
Scroll	0.3	0.4	641.29	ZKR		
Apex	0.7	0.3	-			

Layer 2 Token Performance & Market Cap (\$b)					
	MATIC	IMX	MNT	STX	ARB
24h Return	+1.09%	-3%	-1%	-1%	-2%
Market Cap	7.3	4.6	3.4	2.9	1.5

**NFTs and DAOs**

NFT Collection Stats (\$; Volume, MC in \$m)						DAO Treasury Amount (\$m) and Composition					
Collection	Floor	% Listed	3M Ret.	3M Vol	Market Cap	DAO	Treasury	Stables	BTC/ETH	Own Tokens	Other
CryptoPunks	130,786	12%	-41%	119	1,308	Uniswap	4,328	0%	0%	100%	0%
Bored Ape Yacht C	48,996	3%	-44%	291	490	Arbitrum	4,154	0%	1%	99%	0%
Pudgy Penguins	39,765	4%	-47%	216	353	Mantle	4,085	2%	22%	75%	1%
Autoglyphs	644,591	2%	-28%	1	330	ENS	2,010	0%	0%	92%	8%
Milady Maker	18,492	6%	1%	98	185	Optimism	1,985	0%	0%	100%	0%
Azuki	17,068	3%	-25%	94	171	Ethereum	1,207	0%	100%	0%	0%
Chromie Squiggle	16,798	2%	-27%	7	168	Golem	1,108	0%	94%	6%	0%
Mutant Ape Yacht	7,945	4%	-48%	157	155	Gnosis	663	6%	28%	49%	17%
NodeMonkes	14,886	15%	-41%	140	149	Merit Circle	567	4%	2%	90%	4%
Mocaverse	14,552	1%	0%	23	129	YGG	463	2%	1%	96%	0%

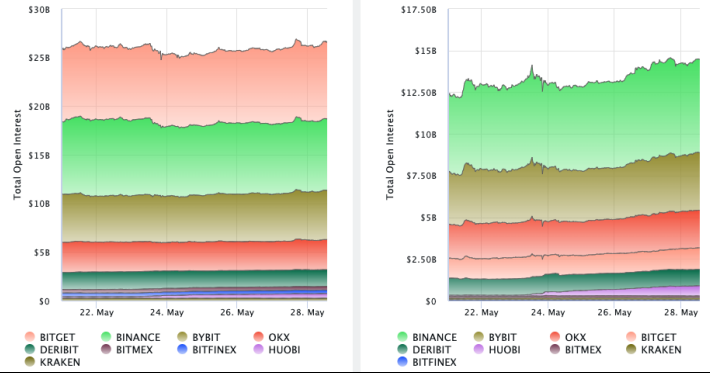
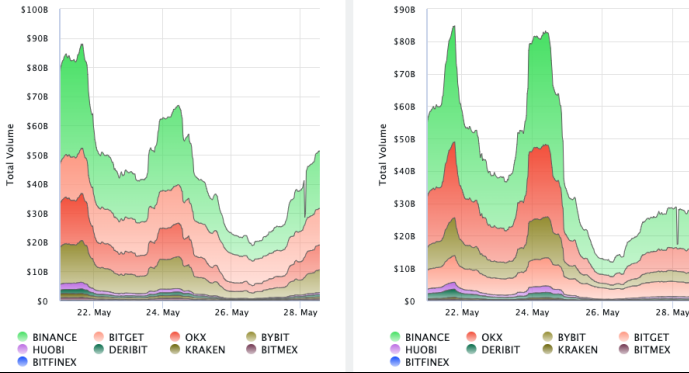
**Crypto News**

- [Mt.Gox Transfers \\$9B Bitcoin to Single Address as Part of Repayment Plans - CoinDesk](#)
- [Bitcoin ETPs Begin Trading on the London Stock Exchange - Bitcoin Magazine](#)
- [Funding Wrap: Crypto startup funding rises for second straight quarter - Blockworks](#)
- [Digesting the ETH ETF decision: What it means and what comes next - Blockworks](#)
- [Bitcoin and Ether ETF Markets Expected to Grow to \\$450B: Bernstein - CoinDesk](#)
- [Hong Kong Will Inspect Offices of Crypto Platforms as Important Compliance Deadline Looms - CoinDesk](#)
- [Dogecoin, Floki, Dogwifhat Start to Surge as GameStop Jumps 19% in Pre-Market - CoinDesk](#)
- [One-Third of U.S. Voters Say They'll Weigh Candidates' Crypto Views Before Voting: Poll - CoinDesk](#)
- [Solana Validators to Get More SOL as Fee Proposal Passes in Favor - CoinDesk](#)

### Crypto Futures

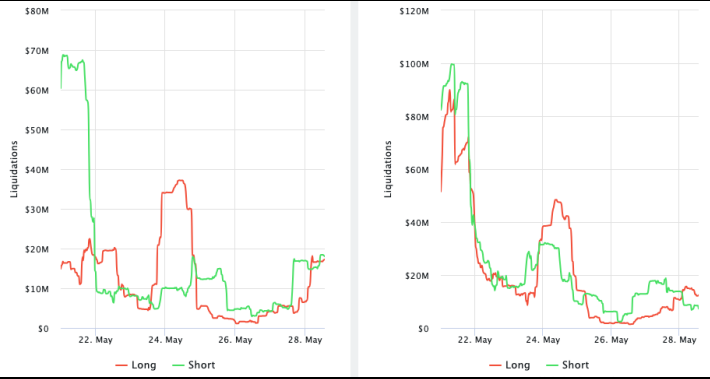
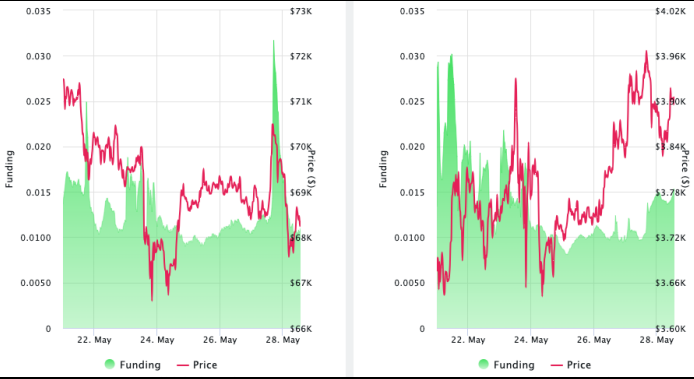
Futures Volume (BTC LHS ; ETH RHS), 1d

Futures Open Interest (BTC LHS ; ETH RHS)



OI Weighted Funding Rate (BTC LHS ; ETH RHS), 1d

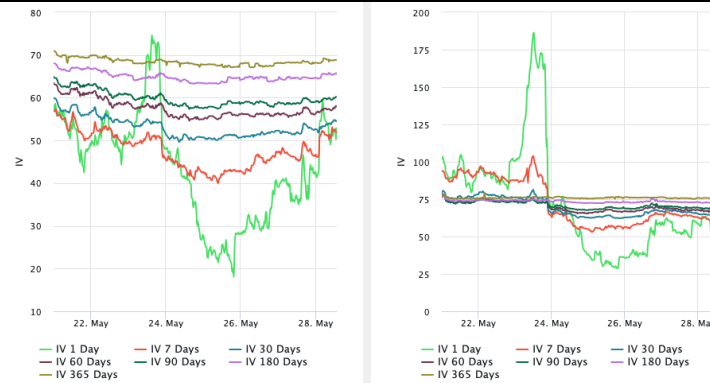
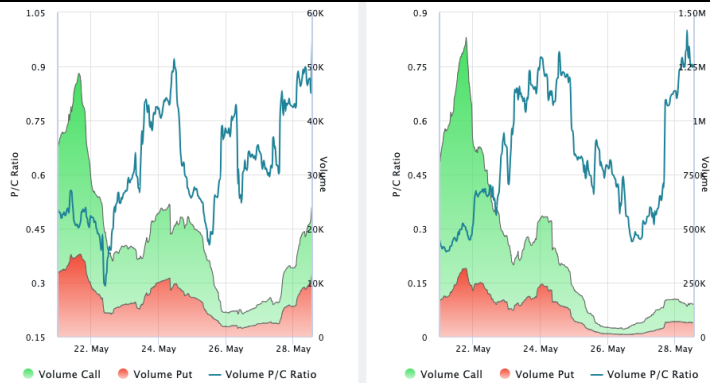
Liquidations (BTC LHS ; ETH RHS), 1d



### Crypto Options

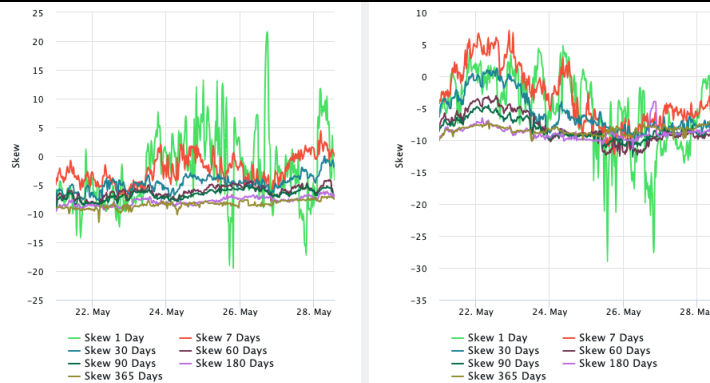
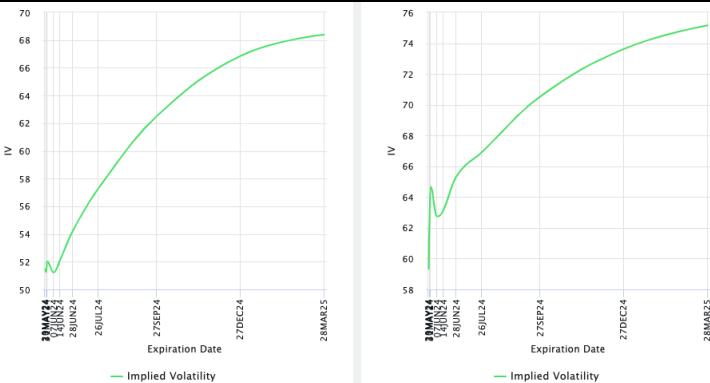
Options Volume & Put/Call Ratio (BTC LHS ; ETH RHS), 1d

ATM Implied Volatility (BTC LHS ; ETH RHS)



ATM Implied Vol Term Structure (BTC LHS ; ETH RHS)

25 Delta Skew (BTC LHS ; ETH RHS)



**About GSR**

GSR has over a decade of extensive experience in the crypto market, serving as a trusted liquidity provider and active, multi-stage investor. Our suite of services includes OTC Trading, Derivatives, and Market Making. GSR is actively involved in every major sector of the digital asset ecosystem, working with token issuers, institutional investors, miners, and leading trading venues.

For more information or if we can help with anything, please see [gsr.io](https://gsr.io) or contact us at [gsr@gsr.io](mailto:gsr@gsr.io).

Follow GSR for more content: [Twitter](#) [Telegram](#) [LinkedIn](#)

**Authors**

Brian Rudick, Senior Strategist [Twitter](#) [Telegram](#)

**Required Disclosures**

This material is provided by GSR (the "Firm") solely for informational purposes, is intended only for sophisticated, institutional investors and does not constitute an offer or commitment, a solicitation of an offer or commitment, or any advice or recommendation, to enter into or conclude any transaction (whether on the terms shown or otherwise), or to provide investment services in any state or country where such an offer or solicitation or provision would be illegal. The Firm is not and does not act as an advisor or fiduciary in providing this material. GSR is not authorized or regulated in the UK by the Financial Conduct Authority. The protections provided by the UK regulatory system will not be available to you. Specifically, information provided herein is intended for institutional persons only and is not suitable for retail persons in the United Kingdom, and no solicitation or recommendation is being made to you in regards to any products or services.

This material is not a research report, and not subject to any of the independence and disclosure standards applicable to research reports prepared pursuant to FINRA or CFTC research rules. This material is not independent of the Firm's proprietary interests, which may conflict with the interests of any counterparty of the Firm. The Firm trades instruments discussed in this material for its own account, may trade contrary to the views expressed in this material, and may have positions in other related instruments.

Information contained herein is based on sources considered to be reliable, but is not guaranteed to be accurate or complete. Any opinions or estimates expressed herein reflect a judgment made by the author(s) as of the date of publication, and are subject to change without notice. Trading and investing in digital assets involves significant risks including price volatility and illiquidity and may not be suitable for all investors. The Firm is not liable whatsoever for any direct or consequential loss arising from the use of this material. Copyright of this material belongs to GSR. Neither this material nor any copy thereof may be taken, reproduced or redistributed, directly or indirectly, without prior written permission of GSR

**Notes & Sources**

All options data is based on Deribit and derivatives graphics are from Laevidas. Market returns are based on price returns for the following ETFs: VOO, QQQ, EWU, EWG, EWJ, and EWH. Onchain volumes are not considered and thus certain token volumes may be understated (e.g., stETH).

CoinGecko	Santiment	DefiLlama	CoinMarketCap	Laevidas
L2Beat	Google Finance	TradingView	Deribit	WorldCoinIndex
Cryptorank	Investing.com	NFT Price Floor	CryptoSlate	