











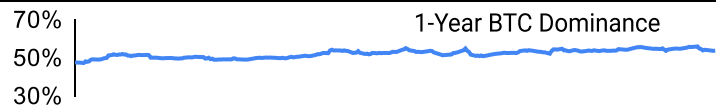
Crypto Leaderboard

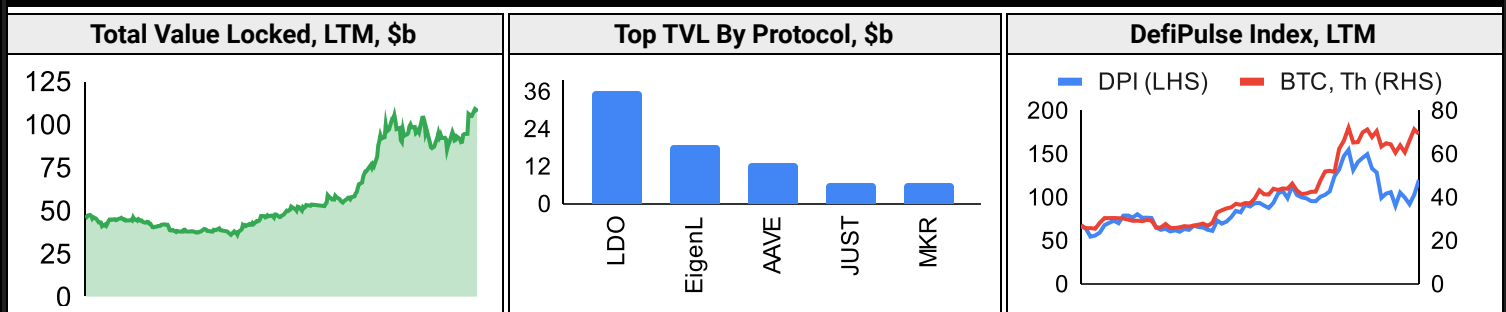
Rank	Name	Ticker	Price	24h	7d	30d	24h Vol \$m	MC \$m	1-Year Chart
1	Bitcoin	BTC	\$67,712	0%	-2%	6%	26,792	1,333,852	
2	Ethereum	ETH	\$3,782	-2%	1%	17%	17,044	453,732	
3	Tether	USDT	\$1.00	0%	0%	0%	48,711	111,646	
4	BNB	BNB	\$597	0%	-3%	1%	829	91,729	
5	Solana	SOL	\$169	0%	-5%	22%	2,740	77,164	
6	Lido stETH	STETH	\$3,780	-1%	1%	18%	95	35,753	
7	USD Coin	USDC	\$1.00	0%	0%	0%	6,354	32,199	
8	XRP Ledger	XRP	\$0.53	1%	1%	3%	930	29,297	
9	Dogecoin	DOGE	\$0.17	2%	0%	16%	1,375	23,924	
10	Cardano	ADA	\$0.46	2%	-5%	0%	309	16,238	

Top & Bottom Performers - Top 100 Tokens

24h		7 Days		30 Days		90 Days		365 Days	
TIA	7%	CHZ	27%	PEPE	103%	PEPE	446%	BONK	5798%
WLD	7%	JASMY	21%	BONK	52%	TON	162%	PEPE	1055%
INJ	6%	BONK	20%	JASMY	43%	SHIB	117%	KAS	757%
SHIB	6%	BGB	17%	UNI	37%	NEAR	97%	AKT	721%
PEPE	-5%	AKT	-11%	SUI	-13%	DYDX	-38%	SAND	-18%
BONK	-5%	FET	-11%	SEI	-18%	SUI	-38%	MATIC	-19%
FLOKI	-5%	AGIX	-11%	STX	-20%	FLR	-40%	ATOM	-19%
ENA	-7%	AR	-14%	NEO	-21%	ARB	-40%	QNT	-22%

Category Performance

Category	7d	30d	90d	180d	365d	Ecosystem	7d	30d	90d	180d	365d
Lending	21%	124%	66%	95%	178%	Avalanche	4%	15%	-7%	47%	87%
Meme	9%	20%	126%	233%	216%	Polygon	3%	15%	10%	58%	70%
DEX	2%	10%	-5%	29%	115%	Ethereum	5%	12%	-17%	9%	50%
Gaming/Entertai	4%	9%	-14%	39%	103%	BSC	1%	10%	26%	81%	90%
Other DeFi	1%	7%	-11%	32%	60%	Solana	1%	7%	0%	59%	193%
IoT/Data/Comp.	0%	6%	-13%	89%	124%	Polkadot	-1%	5%	9%	59%	77%
Privacy	1%	6%	-3%	20%	7%	Cosmos	-4%	4%	4%	78%	212%
Scaling	0%	5%	-16%	74%	65%	Tron	-5%	-10%	-9%	38%	64%
Smart Contract	-2%	3%	4%	69%	106%						
Currency	-3%	0%	4%	42%	83%						
CEXs	-3%	-2%	6%	24%	42%						

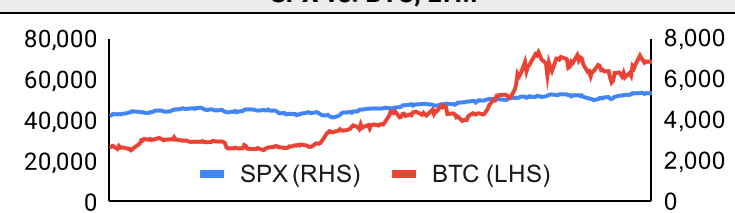
DeFi


Trading Volume

Aggregate Volumes by Product, \$b					Top Derivatives Exchanges, \$m and bps					Top Spot Exchanges, \$m		
Product	1d	7d	30d	O/I	Exchange	1d Vol	O/I	Mkr	Tkr	Exchange	Score	1d Vol
Spot	39	291	1,120	n/a	Binance	54,755	21,315	2.0	4.0	Binance	9.9	19,601
Perpetuals	1,850	13,950	40,540	513	Bybit	18,720	14,001	2.0	5.5	Coinbase	8.2	2,381
Futures	0	3	12	1	OKX	22,618	7,242	2.0	5.0	Bybit	7.8	4,591
Options	1	13	65	n/a	Bitget	18,102	11,189	2.0	6.0	OKX	7.6	2,848

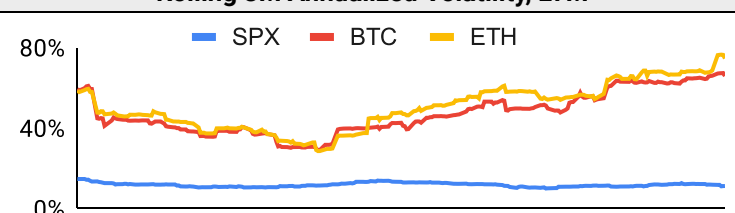
Daily Spot Volume, Top 100 Tokens Last 20d, \$b		Top Volume, 1d, \$m		Top Volume, %20d Avg		Low Volume, %20d Avg	
1	Current	USDT	68,093	TIA	312%	STRK	35%
1	3MAgo	BTC	28,181	SHIB	301%	TON	48%
0	6MAgo	ETH	18,741	CHZ	260%	DAI	53%
-1		FDUSD	6,807	BGB	229%	STX	61%
-1		USDC	6,602	FLR	177%	RETH	63%

Traditional Finance

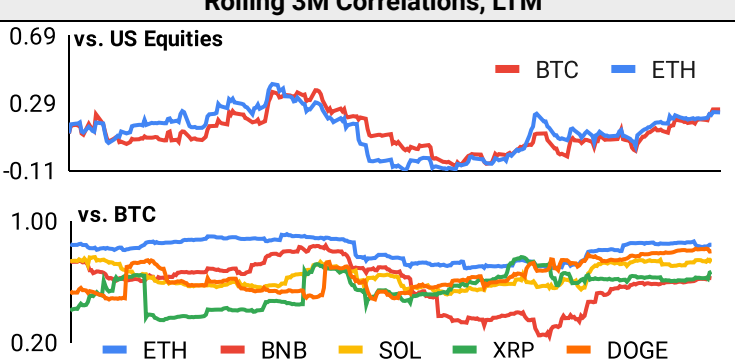
Global Equity Markets							SPX vs. BTC, LTM	
	US	USGrwth	UK	Germany	Japan	HK		
1D	0%	0%	-1%	0%	1%	0%		
7D	0%	1%	-2%	0%	0%	-3%		
90D	5%	6%	11%	6%	0%	5%		
365D	28%	33%	16%	16%	17%	-8%		

10-Year Treasury Yields							Commodities & FX					
	US	Brazil	UK	Germany	Japan	HK		WTI	Gas	Gold	USD/EUR	USD/JPY
Last	4.60%	11.65%	4.42%	2.66%	1.06%	3.85%	Last	79.7	2.70	2,346	0.92	157.4
1d Chg	0.05	-0.05	0.13	0.07	-0.02	-0.06	1d % Chg	-0.1%	-4.5%	-0.5%	0.3%	0.1%

Volatility

Annualized Volatility							Rolling 3M Annualized Volatility, LTM			
	BTC	ETH	BNB	SOL	XRP	DOGE				
30D	58%	83%	40%	86%	40%	95%				
90D	63%	76%	72%	95%	74%	130%				
180D	56%	65%	62%	94%	62%	105%				
365D	48%	54%	53%	93%	93%	84%				

Correlations

Intra-Crypto Correlations, LTM							Rolling 3M Correlations, LTM					
	BTC	ETH	BNB	SOL	XRP	DOGE						
BTC												
ETH	0.80											
BNB	0.56	0.55										
SOL	0.64	0.58	0.44									
XRP	0.44	0.48	0.32	0.44								
DOGE	0.71	0.63	0.45	0.50	0.42							

Stablecoins

Stablecoin Market Size and Volume, \$m					Stablecoin Dominance (LHS) & Market Cap \$b (RHS), LTM	
Ticker	Price	1d Vol	20d Avg Vol	Market Cap		
USDT		0	0	111,898		
USDC		0	0	32,254		
DAI		0	0	5,348		
USDe	1.00	101	103	2,919		
USDD	1.00	5	6	730		
FRAX	1.00	14	16	648		
						— Mkt Cap (RHS: \$b) ■ Others ■ USDC ■ USDT

Ethereum Mainnet & Layer 2s

Mainnet & Layer 2 Transactions (m/day) and L2 TVL (\$m)					Transactions (m/day), Rolling 90-Day Average, LTM	
Network	1d	30d Avg	TVL	Tech Type		
Base	1.9	2.1	7130	ORU		
Arbitrum One	1.9	2.0	19180	ORU		
Ethereum	1.1	1.2	-	Mainnet		
Degen Chain	1.2	1.1				
zkSync Era	0.6	0.8	865.88	ZKR		
Blast	0.6	0.6	3280	App-specific ORU		
OP Mainnet	0.5	0.5	7830	ORU		
Linea	1.0	0.5	1150	ZKR		
Scroll	0.3	0.4	639.51	ZKR		
Apex	0.7	0.3				

Layer 2 Token Performance & Market Cap (\$b)					
	MATIC	IMX	MNT	STX	ARB
24h Return	-1%	-2%	-1%	0%	-3%
Market Cap	7.2	4.5	3.3	2.9	1.5

NFTs and DAOs

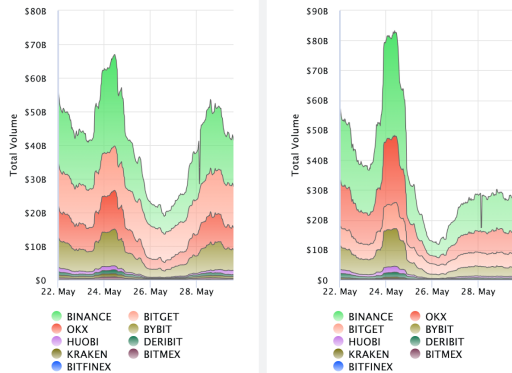
NFT Collection Stats (\$; Volume, MC in \$m)						DAO Treasury Amount (\$m) and Composition					
Collection	Floor	% Listed	3M Ret.	3M Vol	Market Cap	DAO	Treasury	Stables	BTC/ETH	Own Tokens	Other
CryptoPunks	128,110	12%	-40%	119	1,281	Uniswap	4,316	0%	0%	100%	0%
Bored Ape Yacht C	48,891	3%	-42%	289	489	Mantle	4,026	2%	22%	75%	2%
Pudgy Penguins	39,733	3%	-43%	215	353	Arbitrum	4,017	0%	1%	99%	0%
Autoglyphs	625,944	2%	-28%	1	320	Optimism	2,003	0%	0%	100%	0%
Milady Maker	18,294	5%	1%	96	183	ENS	1,893	0%	0%	92%	8%
Azuki	16,524	3%	-25%	93	165	Ethereum	1,176	0%	100%	0%	0%
NodeMonkes	16,049	15%	-40%	139	160	Golem	1,084	0%	93%	7%	0%
Mutant Ape Yacht	7,763	4%	-48%	156	151	Gnosis	649	6%	28%	49%	17%
Chromie Squiggle	14,932	2%	-34%	7	149	Merit Circle	556	4%	2%	90%	4%
The Captainz	12,803	1%	-37%	48	128	YGG	471	2%	1%	96%	0%

Crypto News

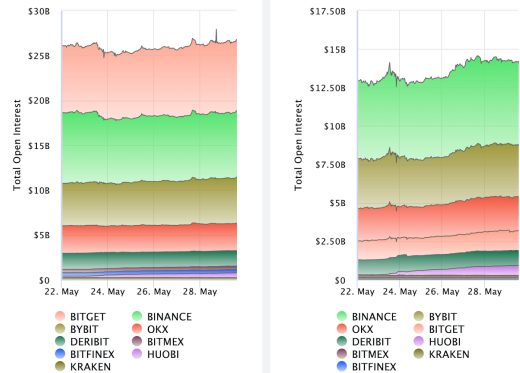
- [BlackRock's IBIT overtakes GBTC as the world's largest Bitcoin ETF - Cointelegraph](#)
- [Cryptos down, stocks mixed as inflation and recession concerns return - Kitco NEWS](#)
- [Metaplanet to Buy Another ¥250 Million Worth of Bitcoin - Bitcoin Magazine](#)
- [El Salvador's Bitcoin, AI plans could boost GDP tenfold by 2029: Cathie Wood - Cointelegraph](#)
- [One-Third of U.S. Voters Say They'll Weigh Candidates' Crypto Views Before Voting: Poll - CoinDesk](#)
- [Sizing up demand for the 'sub-standard' US spot ether ETFs - Blockworks](#)
- [Former FTX exec Ryan Salame sentenced to 7.5 years, above government ask - Blockworks](#)
- [Publicly traded medtech buys \\$40M bitcoin in nod to MicroStrategy - Blockworks](#)
- [Lightspeed Newsletter: Anatomy of a token launch - Blockworks](#)

Crypto Futures

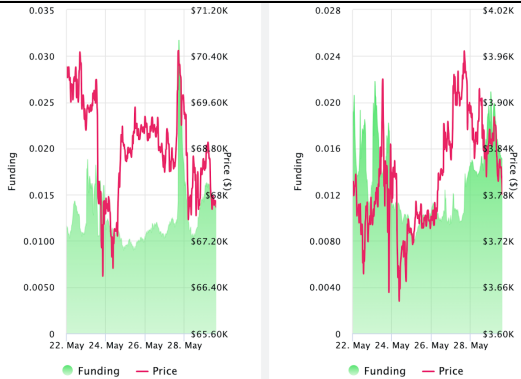
Futures Volume (BTC LHS ; ETH RHS), 1d



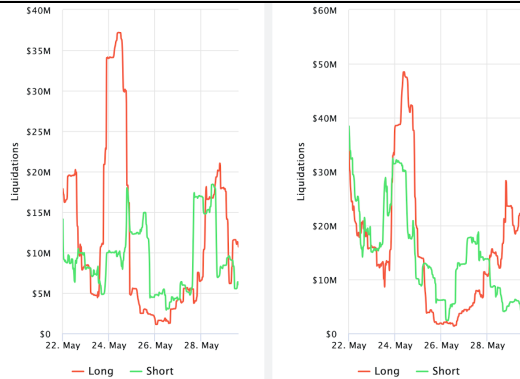
Futures Open Interest (BTC LHS ; ETH RHS)



OI Weighted Funding Rate (BTC LHS ; ETH RHS), 1d

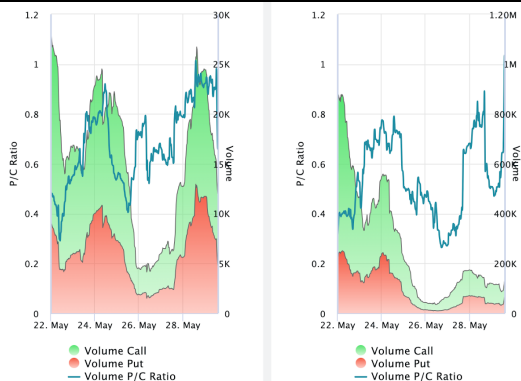


Liquidations (BTC LHS ; ETH RHS), 1d

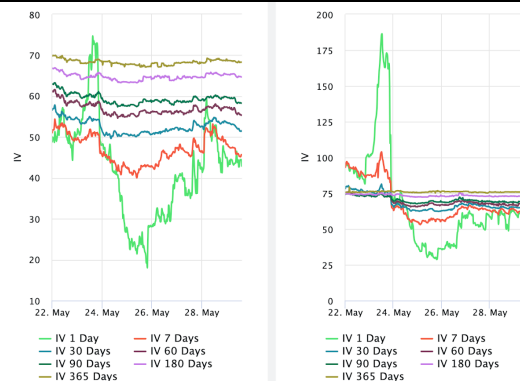


Crypto Options

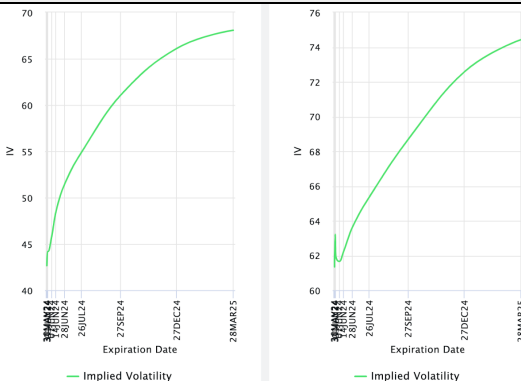
Options Volume & Put/Call Ratio (BTC LHS ; ETH RHS), 1d



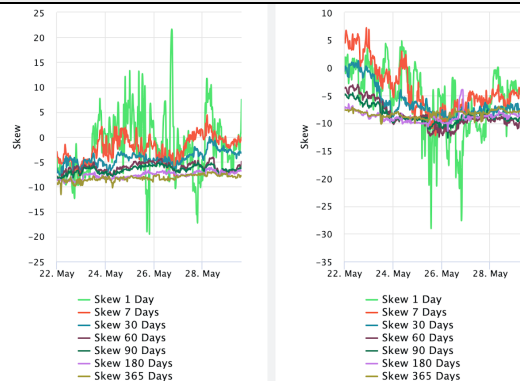
ATM Implied Volatility (BTC LHS ; ETH RHS)



ATM Implied Vol Term Structure (BTC LHS ; ETH RHS)



25 Delta Skew (BTC LHS ; ETH RHS)



About GSR

GSR has over a decade of extensive experience in the crypto market, serving as a trusted liquidity provider and active, multi-stage investor. Our suite of services includes OTC Trading, Derivatives, and Market Making. GSR is actively involved in every major sector of the digital asset ecosystem, working with token issuers, institutional investors, miners, and leading trading venues.

For more information or if we can help with anything, please see gsr.io or contact us at gsr@gsr.io.

Follow GSR for more content: [Twitter](#) [Telegram](#) [LinkedIn](#)

Authors

Brian Rudick, Senior Strategist [Twitter](#) [Telegram](#)

Required Disclosures

This material is provided by GSR (the "Firm") solely for informational purposes, is intended only for sophisticated, institutional investors and does not constitute an offer or commitment, a solicitation of an offer or commitment, or any advice or recommendation, to enter into or conclude any transaction (whether on the terms shown or otherwise), or to provide investment services in any state or country where such an offer or solicitation or provision would be illegal. The Firm is not and does not act as an advisor or fiduciary in providing this material. GSR is not authorized or regulated in the UK by the Financial Conduct Authority. The protections provided by the UK regulatory system will not be available to you. Specifically, information provided herein is intended for institutional persons only and is not suitable for retail persons in the United Kingdom, and no solicitation or recommendation is being made to you in regards to any products or services.

This material is not a research report, and not subject to any of the independence and disclosure standards applicable to research reports prepared pursuant to FINRA or CFTC research rules. This material is not independent of the Firm's proprietary interests, which may conflict with the interests of any counterparty of the Firm. The Firm trades instruments discussed in this material for its own account, may trade contrary to the views expressed in this material, and may have positions in other related instruments.

Information contained herein is based on sources considered to be reliable, but is not guaranteed to be accurate or complete. Any opinions or estimates expressed herein reflect a judgment made by the author(s) as of the date of publication, and are subject to change without notice. Trading and investing in digital assets involves significant risks including price volatility and illiquidity and may not be suitable for all investors. The Firm is not liable whatsoever for any direct or consequential loss arising from the use of this material. Copyright of this material belongs to GSR. Neither this material nor any copy thereof may be taken, reproduced or redistributed, directly or indirectly, without prior written permission of GSR

Notes & Sources

All options data is based on Deribit and derivatives graphics are from Laevidas. Market returns are based on price returns for the following ETFs: VOO, QQQ, EWU, EWG, EWJ, and EWH. Onchain volumes are not considered and thus certain token volumes may be understated (e.g., stETH).

CoinGecko	Santiment	DefiLlama	CoinMarketCap	Laevidas
L2Beat	Google Finance	TradingView	Deribit	WorldCoinIndex
Cryptorank	Investing.com	NFT Price Floor	CryptoSlate	