











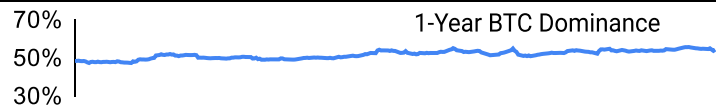
**Crypto Leaderboard**

Rank	Name	Ticker	Price	24h	7d	30d	24h Vol \$m	MC \$m	1-Year Chart
1	Bitcoin	BTC	\$60,229	3%	-6%	-9%	23,467	1,186,119	
2	Ethereum	ETH	\$3,031	1%	-3%	-9%	9,824	363,000	
3	Tether	USDT	\$1.00	0%	0%	0%	37,818	112,737	
4	BNB	BNB	\$570	2%	-5%	1%	915	87,699	
5	Solana	SOL	\$140	2%	1%	-24%	2,973	62,743	
6	USD Coin	USDC	\$1.00	0%	0%	0%	7,561	33,707	
7	XRP Ledger	XRP	\$0.52	1%	-1%	-9%	964	29,073	
8	Lido stETH	STETH	\$3,026	1%	-4%	-9%	108	28,298	
9	Dogecoin	DOGE	\$0.14	3%	-8%	-23%	1,050	19,523	
10	Toncoin	TON	\$5.35	10%	1%	8%	317	18,745	


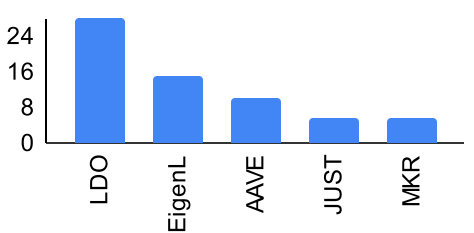
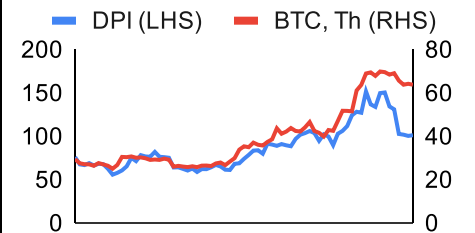
**Top & Bottom Performers - Top 100 Tokens**

24h		7 Days		30 Days		90 Days		365 Days	
AR	13%	OP	25%	BONK	21%	PEPE	769%	BONK	4605%
BEAM	11%	AR	18%	WBT	18%	AR	328%	AKT	1474%
TON	10%	IMX	12%	PEPE	18%	FET	263%	TAO	831%
IMX	8%	PEPE	9%	NEO	13%	AGIX	206%	RBN	575%
TIA	-2%	STRK	-11%	UNI	-34%	EGLD	-25%	STRK	-21%
W	-2%	NEO	-12%	SUI	-34%	INJ	-29%	ARB	-21%
SUI	-5%	THETA	-13%	BSV	-35%	ARB	-41%	SAND	-22%
JUP	-9%	STX	-18%	APT	-37%	TIA	-44%	MATIC	-26%

**Category Performance**

Category	7d	30d	90d	180d	365d	Ecosystem	7d	30d	90d	180d	365d
CEXs	-1%	-8%	20%	50%	28%	Tron	-4%	-5%	36%	45%	82%
Smart Contract	-3%	-16%	25%	79%	74%	BSC	-6%	-8%	34%	67%	57%
Meme	-7%	-18%	163%	154%	115%	Polkadot	-4%	-9%	43%	72%	49%
Currency	-6%	-19%	23%	35%	70%	Cosmos	-6%	-11%	49%	134%	226%
IoT/Data/Comp.	0%	-19%	34%	108%	94%	Polygon	-4%	-17%	23%	47%	38%
Lending	6%	-22%	27%	46%	83%	Avalanche	-4%	-24%	10%	47%	49%
Scaling	-2%	-23%	14%	91%	29%	Solana	-6%	-25%	14%	89%	203%
Gaming/Entertai	-6%	-24%	19%	60%	53%	Ethereum	-3%	-26%	-7%	8%	21%
Other DeFi	-3%	-25%	5%	32%	32%						
DEX	-4%	-28%	6%	54%	63%						
Privacy	-16%	-30%	-4%	-3%	-28%						

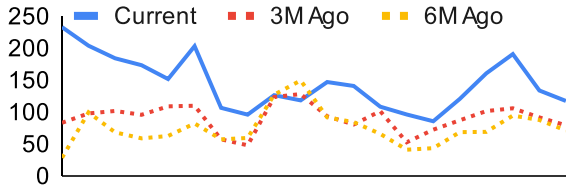
**DeFi**

Total Value Locked, LTM, \$b	Top TVL By Protocol, \$b	DefiPulse Index, LTM
		

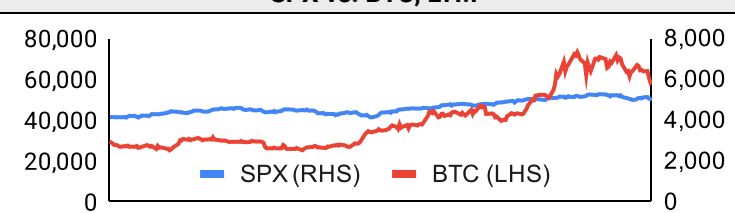
**Trading Volume**

Aggregate Volumes by Product, \$b					Top Derivatives Exchanges, \$m and bps					Top Spot Exchanges, \$m		
Product	1d	7d	30d	O/I	Exchange	1d Vol	O/I	Mkr	Tkr	Exchange	Score	1d Vol
Spot	35	258	1,330	n/a	Binance	50,398	15,333	2.0	4.0	Binance	9.9	17,111
Perpetuals	1,050	5,150	23,330	233	Bybit	15,492	9,563	2.0	5.5	Coinbase	8.2	2,094
Futures	0	4	17	1	OKX	19,458	5,485	2.0	5.0	Bybit	7.8	3,487
Options	2	15	59	n/a	Bitget	15,255	7,882	2.0	6.0	OKX	7.6	2,472

Daily Spot Volume, Top 100 Tokens Last 20d, \$b		Top Volume, 1d, \$m		Top Volume, %20d Avg		Low Volume, %20d Avg	
		USDT	48,107	AR	159%	NEO	29%
		BTC	27,808	BONK	148%	ALGO	42%
		ETH	11,382	OP	142%	OKB	47%
		FDUSD	6,837	PEPE	124%	AVAX	55%
		USDC	6,695	MNT	124%	FTM	56%

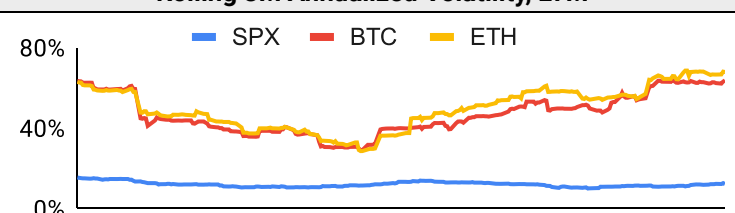
**Traditional Finance**

Global Equity Markets							SPX vs. BTC, LTM	
	US	USGrwth	UK	Germany	Japan	HK		
1D	1%	1%	1%	1%	2%	4%		
7D	0%	1%	1%	0%	3%	7%		
90D	3%	0%	8%	5%	3%	7%		
365D	26%	35%	9%	8%	19%	-14%		

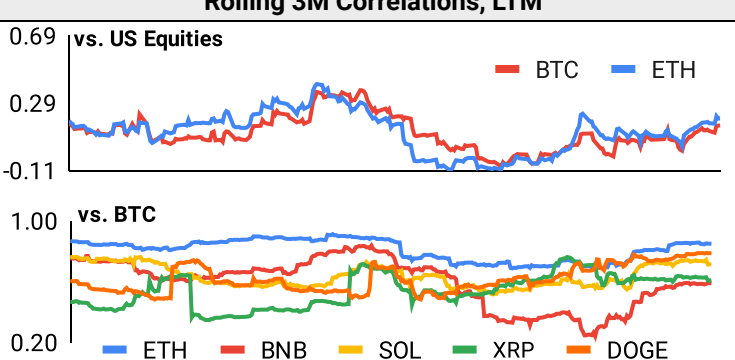
  

10-Year Treasury Yields							Commodities & FX					
	US	Brazil	UK	Germany	Japan	HK	Last	WTI	Gas	Gold	USD/EUR	USD/JPY
Last	4.47%	11.53%	4.25%	2.46%	0.89%	3.91%	Last	79.4	2.04	2,319	0.93	152.1
1d Chg	-0.10	-0.04	-0.04	-0.09	-0.01	-0.06	1d % Chg	0.5%	0.2%	0.4%	-0.7%	-1.0%

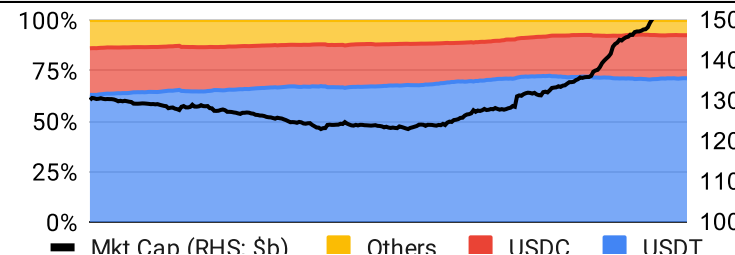
**Volatility**

Annualized Volatility							Rolling 3M Annualized Volatility, LTM			
	BTC	ETH	BNB	SOL	XRP	DOGE				
30D	51%	64%	49%	93%	72%	89%				
90D	62%	65%	74%	91%	75%	128%				
180D	55%	61%	64%	104%	64%	103%				
365D	47%	51%	53%	91%	93%	81%				

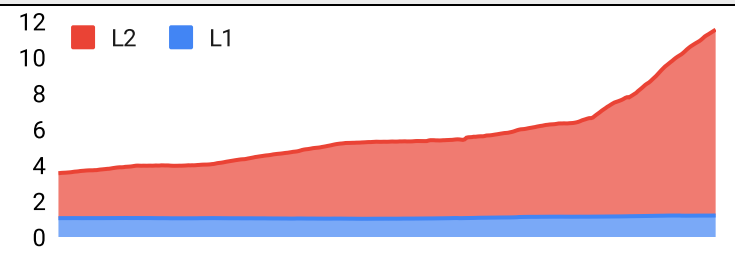
**Correlations**

Intra-Crypto Correlations, LTM							Rolling 3M Correlations, LTM			
	BTC	ETH	BNB	SOL	XRP	DOGE				
BTC										
ETH	0.81									
BNB	0.56	0.55								
SOL	0.63	0.58	0.44							
XRP	0.43	0.49	0.32	0.44						
DOGE	0.69	0.63	0.44	0.49	0.42					

**Stablecoins**

Stablecoin Market Size and Volume, \$m					Stablecoin Dominance (LHS) & Market Cap \$b (RHS), LTM	
Ticker	Price	1d Vol	20d Avg Vol	Market Cap		
USDT	1.00	48,107	60,286	110,635		
USDC	1.00	6,695	7,460	33,246		
DAI	1.00	725	604	5,348		
USDe	1.00	61	83	2,298		
USDD	1.00	6	7	734		
FRAX	1.00	21	35	648		

**Ethereum Mainnet & Layer 2s**

Mainnet & Layer 2 Transactions (m/day) and L2 TVL (\$m)					Transactions (m/day), Rolling 90-Day Average, LTM	
Network	1d	30d Avg	TVL	Tech Type		
Base	2.5	2.7	5,330	ORU		
Degen Chain	1.3	2.1				
Arbitrum One	1.5	1.7	15,770	ORU		
Ethereum	1.2	1.2	-	Mainnet		
zkSync Era	1.0	1.0	783	ZKR		
Linea	0.3	0.7	726.97	ZKR		
OP Mainnet	0.7	0.7	6,940	ORU		
Zora	0.1	0.5	29	App-specific ORU		
Blast	0.7	0.5	2,550	App-specific ORU		
Arbitrum Nova	0.1	0.4	43	Optimium		

Layer 2 Token Performance & Market Cap (\$m)					
	#VALUE	MATIC	#VALU	#VALUE!	#VALUE!
30d Return	0%	-20%	0%	0%	0%
Market Cap	#VALUE	6,730	#VALU	#VALUE!	#VALUE!

**NFTs and DAOs**

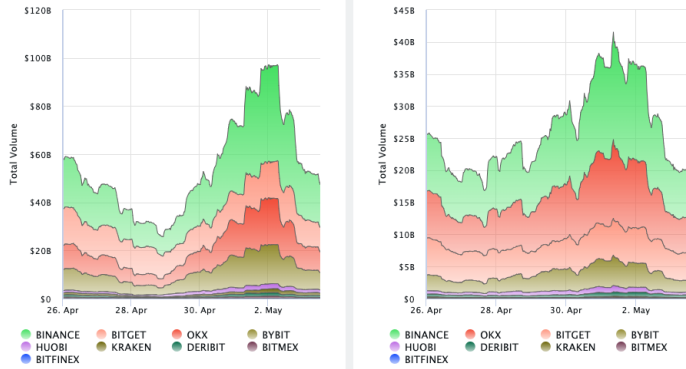
NFT Collection Stats (in ETH)						DAO Treasury Amount (\$m) and Composition					
Collection	Floor	% Listed	3M Ret.	3M Vol	Market Cap	DAO	Treasury	Stables	BTC/ETH	Own Tokens	Other
CryptoPunks	38	12%	-35%	34,942	377,515	Mantle	3,768	2%	19%	78%	1%
Bored Ape Yacht C	14	3%	-44%	97,903	138,360	Arbitrum	3,543	0%	1%	99%	0%
Pudgy Penguins	11	4%	-32%	81,926	99,083	Uniswap	2,812	0%	0%	100%	0%
Autoglyphs	175	1%	-30%	145	89,600	Optimism	2,263	0%	0%	100%	0%
NodeMonkes	0.3979B	12%	3%	2,385.9B	3,979B	ENS	1,157	0%	0%	89%	11%
Bitcoin Puppets	0.31B	9%	12%	1,601.6B	3,100B	Ethereum	925	0%	100%	0%	0%
Azuki	6	2%	-14%	30,003	55,490	Golem	556	0%	89%	11%	0%
Chromie Squiggle	5	2%	-29%	2,372	53,968	Gnosis	542	7%	25%	50%	18%
Mutant Ape Yacht	3	4%	-39%	60,902	49,858	Merit Circle	491	5%	1%	89%	4%
Milady Maker	5	5%	2%	27,923	46,389	YGG	373	3%	1%	96%	0%

**Crypto News**

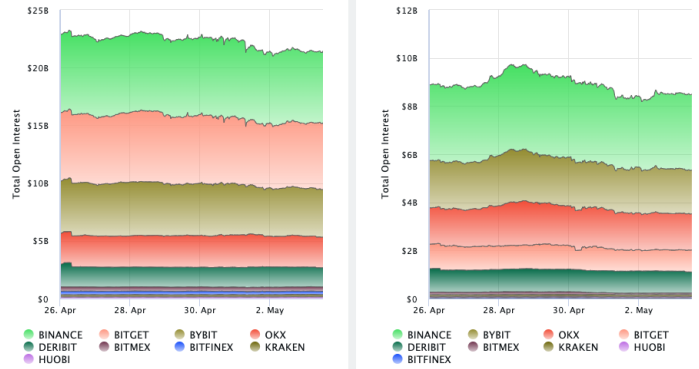
- [BTC price chart seen mirroring US spot Bitcoin ETF launch pattern - Cointelegraph](#)
- [Bitcoin selling pressure to ease? M2 money supply flips positive - Cointelegraph](#)
- [Coinbase first quarter profits surged above \\$1 billion on ETF frenzy - Yahoo Finance](#)
- [MoonPay Users Can Now Buy Crypto Via PayPal - CoinDesk](#)
- [Jack Dorsey's Block Will Invest 10% Of Its Bitcoin Product Profit Into Bitcoin Purchases - Forbes](#)
- [Nigerian court postpones another Binance case to May 17 - Blockworks](#)
- [BlackRock, Fidelity bitcoin ETFs bleed Wednesday, joining GBTC - Blockworks](#)
- [Bitcoin's Price Recovery Faces Nonfarm Payrolls Test - CoinDesk](#)
- [Friend.Tech's Native Token Tanks to \\$2.5 After Debut - CoinDesk](#)

## Crypto Futures

### Futures Volume (BTC LHS ; ETH RHS), 1d



### Futures Open Interest (BTC LHS ; ETH RHS)



### OI Weighted Funding Rate (BTC LHS ; ETH RHS), 1d

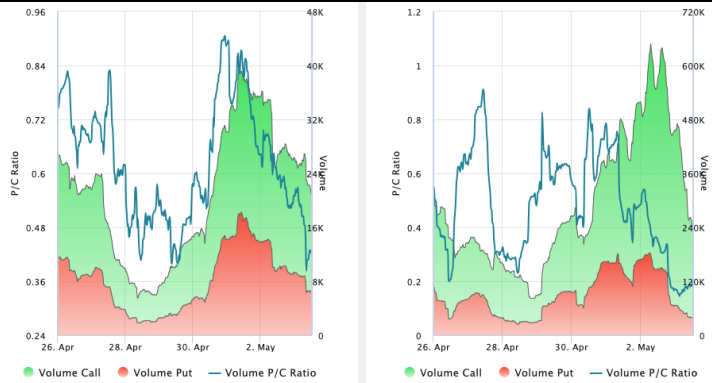


### Liquidations (BTC LHS ; ETH RHS), 1d



## Crypto Options

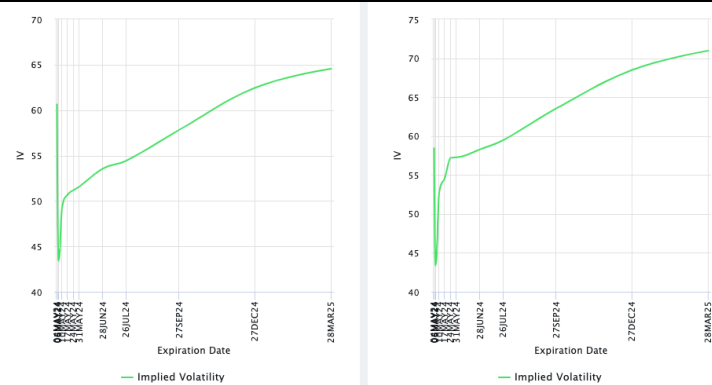
### Options Volume & Put/Call Ratio (BTC LHS ; ETH RHS), 1d



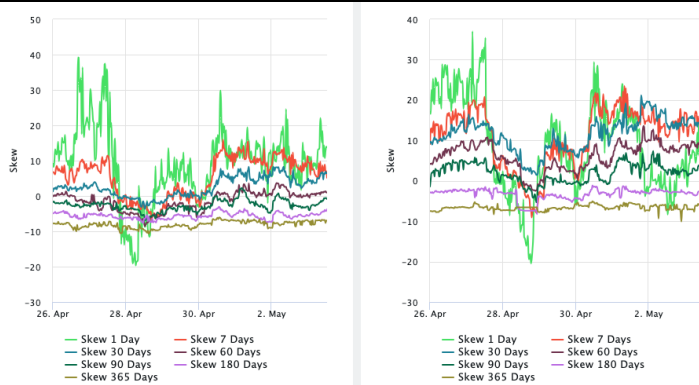
### ATM Implied Volatility (BTC LHS ; ETH RHS)



### ATM Implied Vol Term Structure (BTC LHS ; ETH RHS)



### 25 Delta Skew (BTC LHS ; ETH RHS)





May 3, 2024

### About GSR

GSR has over a decade of extensive experience in the crypto market, serving as a trusted liquidity provider and active, multi-stage investor. Our suite of services includes OTC Trading, Derivatives, and Market Making. GSR is actively involved in every major sector of the digital asset ecosystem, working with token issuers, institutional investors, miners, and leading trading venues.

For more information or if we can help with anything, please see [gsr.io](https://gsr.io) or contact us at [gsr@gsr.io](mailto:gsr@gsr.io).

Follow GSR for more content: [Twitter](#) [Telegram](#) [LinkedIn](#)

### Authors

Brian Rudick, Senior Strategist [Twitter](#) [Telegram](#)

### Required Disclosures

This material is provided by GSR (the "Firm") solely for informational purposes, is intended only for sophisticated, institutional investors and does not constitute an offer or commitment, a solicitation of an offer or commitment, or any advice or recommendation, to enter into or conclude any transaction (whether on the terms shown or otherwise), or to provide investment services in any state or country where such an offer or solicitation or provision would be illegal. The Firm is not and does not act as an advisor or fiduciary in providing this material. GSR is not authorised or regulated in the UK by the Financial Conduct Authority. The protections provided by the UK regulatory system will not be available to you. Specifically, information provided herein is intended for institutional persons only and is not suitable for retail persons in the United Kingdom, and no solicitation or recommendation is being made to you in regards to any products or services.

This material is not a research report, and not subject to any of the independence and disclosure standards applicable to research reports prepared pursuant to FINRA or CFTC research rules. This material is not independent of the Firm's proprietary interests, which may conflict with the interests of any counterparty of the Firm. The Firm trades instruments discussed in this material for its own account, may trade contrary to the views expressed in this material, and may have positions in other related instruments.

Information contained herein is based on sources considered to be reliable, but is not guaranteed to be accurate or complete. Any opinions or estimates expressed herein reflect a judgment made by the author(s) as of the date of publication, and are subject to change without notice. Trading and investing in digital assets involves significant risks including price volatility and illiquidity and may not be suitable for all investors. The Firm is not liable whatsoever for any direct or consequential loss arising from the use of this material. Copyright of this material belongs to GSR. Neither this material nor any copy thereof may be taken, reproduced or redistributed, directly or indirectly, without prior written permission of GSR

### Notes & Sources

All options data is based on Deribit and derivatives graphics are from Laevidas. Market returns are based on price returns for the following ETFs: VOO, QQQ, EWU, EWG, EWJ, and EWH. Onchain volumes are not considered and thus certain token volumes may be understated (e.g., stETH).

CoinGecko	Santiment	DefiLlama	CoinMarketCap	Laevidas
L2Beat	Google Finance	TradingView	Deribit	WorldCoinIndex
Cryptorank	Investing.com	NFT Price Floor	CryptoSlate	