











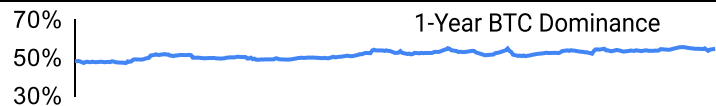
Crypto Leaderboard

Rank	Name	Ticker	Price	24h	7d	30d	24h Vol \$m	MC \$m	1-Year Chart
1	Bitcoin	BTC	\$63,947	0%	0%	-7%	23,692	1,259,427	
2	Ethereum	ETH	\$3,127	-1%	-3%	-7%	10,492	376,231	
3	Tether	USDT	\$1.00	0%	0%	0%	29,115	110,850	
4	BNB	BNB	\$590	1%	-1%	1%	813	90,822	
5	Solana	SOL	\$153	5%	11%	-15%	2,246	68,441	
6	USD Coin	USDC	\$1.00	0%	0%	0%	4,987	33,539	
7	XRP Ledger	XRP	\$0.53	1%	3%	-10%	846	29,409	
8	Lido stETH	STETH	\$3,126	0%	-3%	-7%	66	29,262	
9	Dogecoin	DOGE	\$0.16	0%	12%	-14%	1,595	23,162	
10	Toncoin	TON	\$5.97	3%	12%	9%	312	20,761	

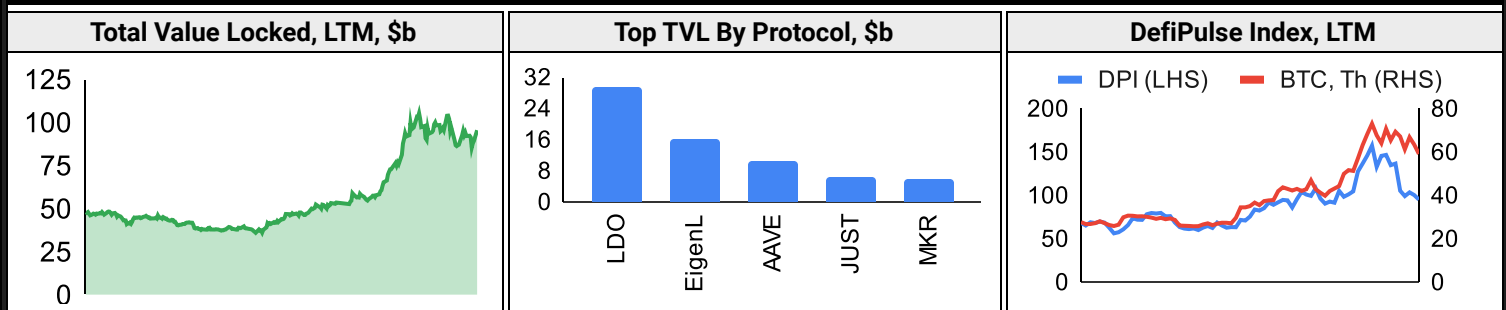
Top & Bottom Performers - Top 100 Tokens

24h		7 Days		30 Days		90 Days		365 Days	
WLD	17%	RNDR	26%	PEPE	27%	PEPE	855%	BONK	4831%
ENA	12%	AKT	19%	AKT	18%	AR	403%	AKT	1912%
HBAR	9%	PEPE	17%	WBT	18%	FET	355%	TAO	961%
FET	9%	GRT	15%	AR	18%	JASMY	275%	FET	727%
OP	-2%	STX	-7%	UNI	-32%	SUI	-27%	ATOM	-15%
ZBC	-3%	LDO	-9%	BCH	-32%	LDO	-28%	SAND	-16%
JUP	-4%	SEI	-12%	BSV	-36%	TIA	-40%	XMR	-17%
CORE	-13%	NEO	-13%	XEC	-38%	ARB	-41%	MATIC	-23%

Category Performance

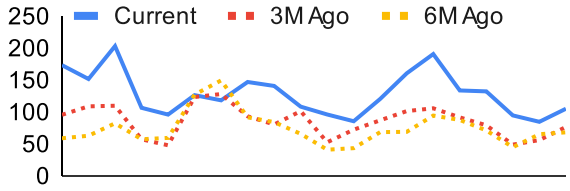
Category	7d	30d	90d	180d	365d	Ecosystem	7d	30d	90d	180d	365d
Lending	49%	7%	66%	61%	115%	BSC	1%	-5%	45%	79%	76%
CEXs	2%	-6%	25%	44%	35%	Cosmos	6%	-6%	68%	156%	288%
Meme	3%	-14%	189%	171%	120%	Polkadot	2%	-7%	52%	79%	67%
Smart Contract	1%	-15%	33%	87%	89%	Tron	-3%	-8%	31%	44%	83%
Privacy	3%	-17%	30%	17%	-5%	Polygon	3%	-14%	34%	52%	52%
IoT/Data/Comp.	2%	-17%	45%	102%	114%	Avalanche	2%	-22%	17%	49%	59%
Currency	1%	-19%	32%	40%	84%	Solana	3%	-23%	31%	96%	257%
Other DeFi	1%	-21%	16%	35%	41%	Ethereum	0%	-25%	-4%	9%	28%
Scaling	1%	-23%	16%	90%	39%						
Gaming/Entertai	3%	-23%	28%	59%	69%						
DEX	1%	-26%	11%	57%	82%						

DeFi

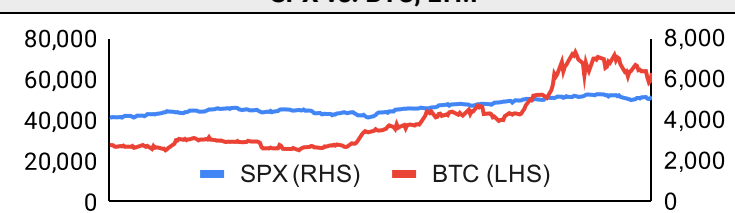


Trading Volume

Aggregate Volumes by Product, \$b					Top Derivatives Exchanges, \$m and bps					Top Spot Exchanges, \$m		
Product	1d	7d	30d	O/I	Exchange	1d Vol	O/I	Mkr	Tkr	Exchange	Score	1d Vol
Spot	32	283	1,340	n/a	Binance	54,527	17,008	2.0	4.0	Binance	9.9	14,991
Perpetuals	699	6,550	25,490	267	Bybit	16,408	10,770	2.0	5.5	Coinbase	8.2	1,686
Futures	0	4	17	1	OKX	21,466	5,891	2.0	5.0	Bybit	7.8	2,901
Options	1	16	62	n/a	Kraken	1,101	361	2.0	5.0	OKX	7.6	2,499

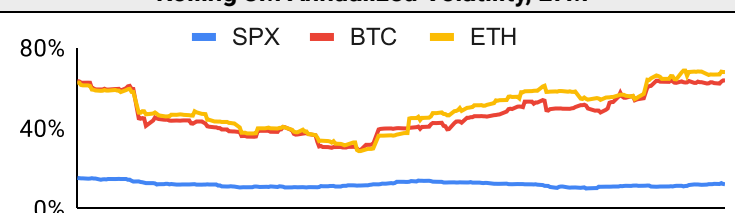
Daily Spot Volume, Top 100 Tokens Last 20d, \$b				Top Volume, 1d, \$m		Top Volume, %20d Avg		Low Volume, %20d Avg	
				USDT	45,034	AKT	383%	RETH	13%
				BTC	23,191	EGLD	199%	NEO	37%
				ETH	10,405	RNDR	190%	ALGO	55%
				FDUSD	4,845	AR	186%	STETH	58%
				USDC	4,591	GRT	158%	SEI	63%

Traditional Finance

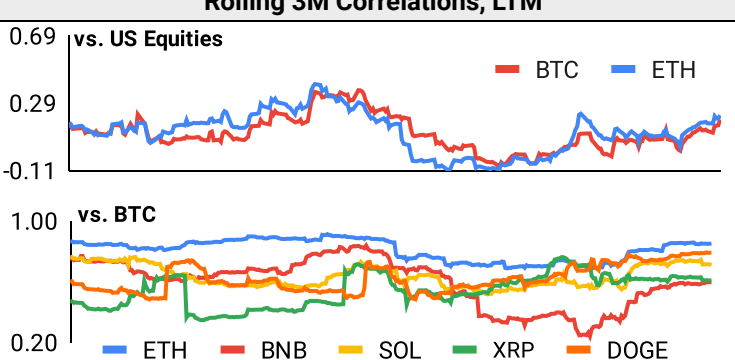
Global Equity Markets							SPX vs. BTC, LTM	
	US	USGrwth	UK	Germany	Japan	HK		
1D	1%	2%	1%	1%	1%	1%	SPX (RHS)	BTC (LHS)
7D	1%	1%	1%	0%	3%	6%		
90D	4%	2%	9%	6%	4%	8%		
365D	28%	39%	11%	9%	20%	-15%		

10-Year Treasury Yields							Commodities & FX					
	US	Brazil	UK	Germany	Japan	HK	Last	WTI	Gas	Gold	USD/EUR	USD/JPY
Last	4.47%	11.41%	4.26%	2.45%	0.89%	3.81%	Last	78.8	2.20	2,332	0.93	153.6
1d Chg	-0.03	-0.05	0.03	-0.06	-0.01	-0.06	1d % Chg	0.9%	2.8%	1.0%	-0.2%	0.4%

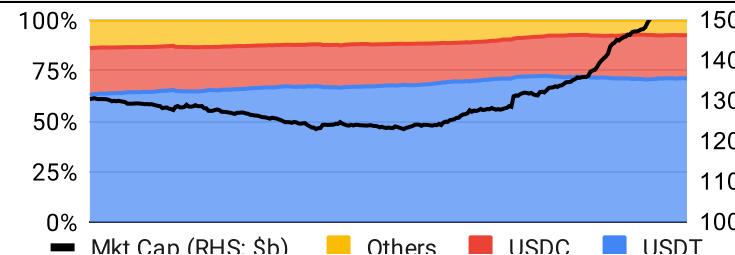
Volatility

Annualized Volatility							Rolling 3M Annualized Volatility, LTM				
	BTC	ETH	BNB	SOL	XRP	DOGE					
30D	54%	65%	49%	95%	71%	101%	SPX	BTC	ETH		
90D	63%	66%	74%	91%	75%	131%					
180D	56%	62%	64%	104%	63%	104%					
365D	47%	50%	53%	91%	93%	82%					

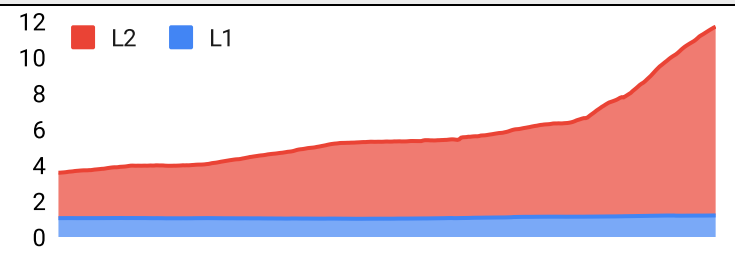
Correlations

Intra-Crypto Correlations, LTM							Rolling 3M Correlations, LTM						
	BTC	ETH	BNB	SOL	XRP	DOGE							
BTC							vs. US Equities	BTC	ETH				
ETH	0.81						vs. BTC	ETH	BNB	SOL	XRP	DOGE	
BNB	0.56	0.55											
SOL	0.62	0.58	0.44										
XRP	0.43	0.49	0.32	0.44									
DOGE	0.69	0.63	0.44	0.49	0.42								

Stablecoins

Stablecoin Market Size and Volume, \$m					Stablecoin Dominance (LHS) & Market Cap \$b (RHS), LTM	
Ticker	Price	1d Vol	20d Avg Vol	Market Cap		
USDT	1.00	45,034	53,454	110,901		
USDC	1.00	4,591	6,696	33,614		
DAI	1.00	607	610	5,348		
USDe	1.00	36	73	2,290		
USDD	1.00	4	7	732		
FRAX	1.00	13	30	648		

Ethereum Mainnet & Layer 2s

Mainnet & Layer 2 Transactions (m/day) and L2 TVL (\$m)					Transactions (m/day), Rolling 90-Day Average, LTM	
Network	1d	30d Avg	TVL	Tech Type		
Base	2.3	2.7	5,630	ORU		
Degen Chain	1.2	2.0				
Arbitrum One	1.4	1.6	16,890	ORU		
Ethereum	1.1	1.2	-	Mainnet		
zkSync Era	0.8	1.0	858	ZKR		
OP Mainnet	0.5	0.6	7520	ORU		
Blast	0.7	0.5	2,720	App-specific ORU		
Linea	0.3	0.5	804	ZKR		
Zora	0.1	0.4	31	App-specific ORU		
Arbitrum Nova	0.1	0.4	46	Optimium		

Layer 2 Token Performance & Market Cap (\$m)					
	#VALUE	MATIC	#VALU	#VALUE!	#VALUE!
30d Return	0%	-17%	0%	0%	0%
Market Cap	#VALUE	6,890	#VALU	#VALUE!	#VALUE!

NFTs and DAOs

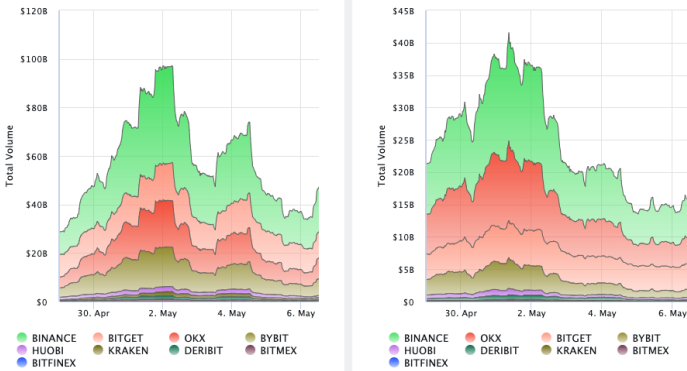
NFT Collection Stats (in ETH)						DAO Treasury Amount (\$m) and Composition					
Collection	Floor	% Listed	3M Ret.	3M Vol	Market Cap	DAO	Treasury	Stables	BTC/ETH	Own Tokens	Other
CryptoPunks	38	12%	-9%	9,003	378,682	Mantle	4,061	2%	19%	78%	1%
Bored Ape Yacht C	15	3%	1%	28,328	153,330	Arbitrum	3,809	0%	1%	99%	0%
Pudgy Penguins	12	3%	0%	18,612	106,123	Uniswap	3,080	0%	0%	100%	0%
Autoglyphs	175	1%	-13%	145	89,600	Optimism	2,263	0%	0%	100%	0%
NodeMonkes	0.335B	13%	-20%	412.49B	3,350B	ENS	1,222	0%	0%	89%	11%
Mutant Ape Yacht	3	4%	1%	17,205	57,869	Ethereum	993	0%	100%	0%	0%
Chromie Squiggle	6	3%	0%	580	55,467	Golem	609	0%	86%	14%	0%
Bitcoin Puppets	0.2664B	10%	-24%	558.43B	2,664B	Gnosis	575	7%	25%	51%	18%
Azuki	5	2%	0%	9,064	52,500	Merit Circle	525	4%	2%	90%	4%
Ordinal Maxi Biz (C	0.449B	5%	0%	200.46B	2,354B	YGG	433	3%	1%	96%	0%

Crypto News

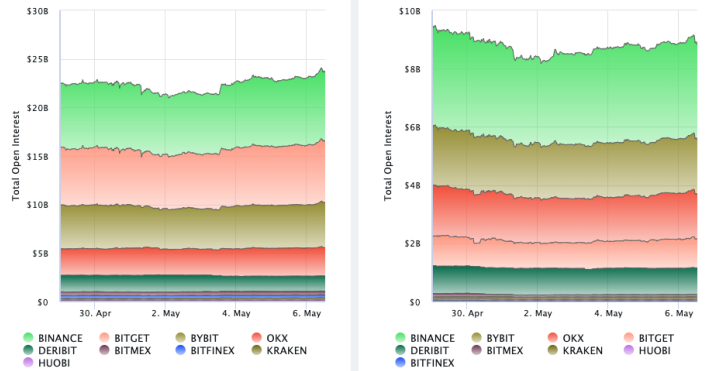
- [Bitcoin Network Tops 1 Billion In Total Transactions Processed - Bitcoin Magazine](#)
- [Back to extreme greed past \\$65K? 5 things to know in Bitcoin this week - Cointelegraph](#)
- [Bitcoin mining revenue hits post-halving yearly low - Cointelegraph](#)
- [Bitcoin Ordinals Size Record Broken Again—How Much Bigger Can They Get? - Decrypt](#)
- [Grayscale's GBTC Sees Inflow for First Time Since Bitcoin ETF's January Debut - CoinDesk](#)
- [What 13F filings tell us about institutional appetite for bitcoin ETFs - Blockworks](#)
- [Australian Court Hands Win to Market Regulator in Case Against Qoin Blockchain, But There is a Catch - CoinDesk](#)
- [Former Cred Executives Indicted on Wire Fraud, Other Charges - CoinDesk](#)
- [Full Transcript: Why MoonPay and PayPal Partnered to Expand Crypto Adoption in the U.S. - CoinDesk](#)

Crypto Futures

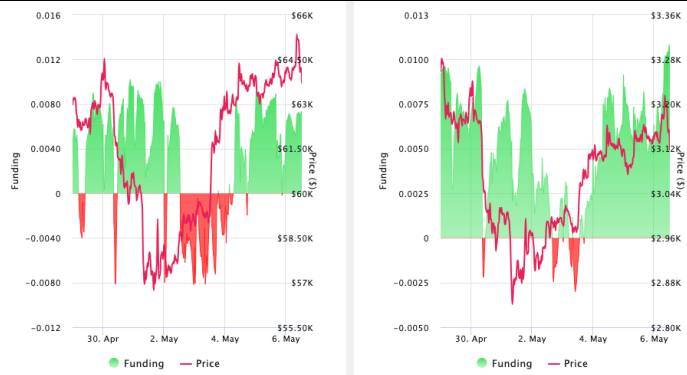
Futures Volume (BTC LHS ; ETH RHS), 1d



Futures Open Interest (BTC LHS ; ETH RHS)



OI Weighted Funding Rate (BTC LHS ; ETH RHS), 1d

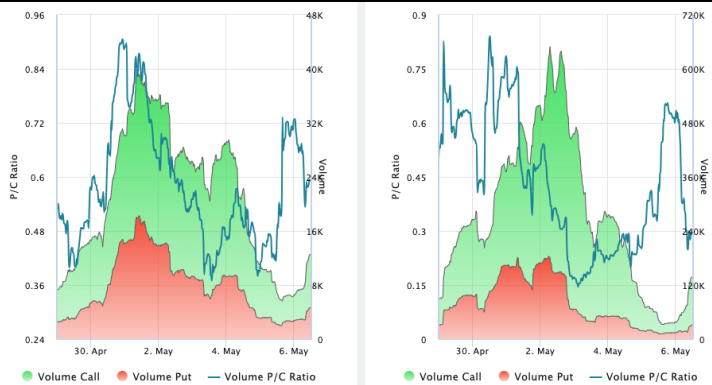


Liquidations (BTC LHS ; ETH RHS), 1d

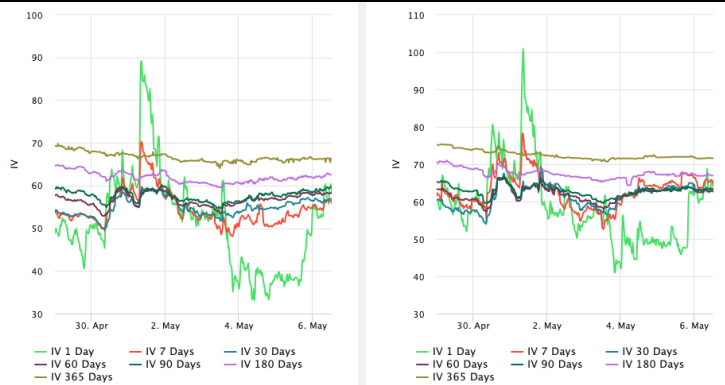


Crypto Options

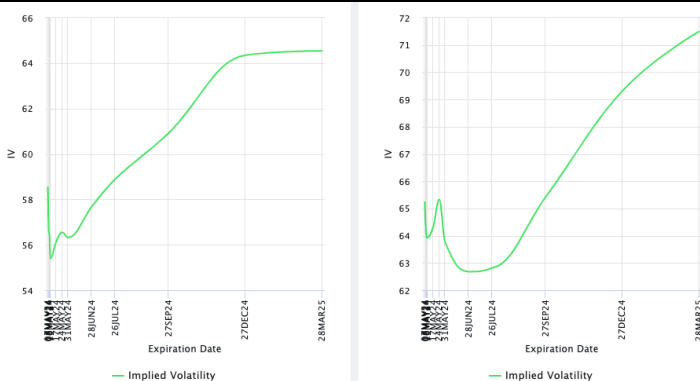
Options Volume & Put/Call Ratio (BTC LHS ; ETH RHS), 1d



ATM Implied Volatility (BTC LHS ; ETH RHS)



ATM Implied Vol Term Structure (BTC LHS ; ETH RHS)



25 Delta Skew (BTC LHS ; ETH RHS)



About GSR

GSR has over a decade of extensive experience in the crypto market, serving as a trusted liquidity provider and active, multi-stage investor. Our suite of services includes OTC Trading, Derivatives, and Market Making. GSR is actively involved in every major sector of the digital asset ecosystem, working with token issuers, institutional investors, miners, and leading trading venues.

For more information or if we can help with anything, please see gsr.io or contact us at gsr@gsr.io.

Follow GSR for more content: [Twitter](#) [Telegram](#) [LinkedIn](#)

Authors

Brian Rudick, Senior Strategist [Twitter](#) [Telegram](#)

Required Disclosures

This material is provided by GSR (the "Firm") solely for informational purposes, is intended only for sophisticated, institutional investors and does not constitute an offer or commitment, a solicitation of an offer or commitment, or any advice or recommendation, to enter into or conclude any transaction (whether on the terms shown or otherwise), or to provide investment services in any state or country where such an offer or solicitation or provision would be illegal. The Firm is not and does not act as an advisor or fiduciary in providing this material. GSR is not authorised or regulated in the UK by the Financial Conduct Authority. The protections provided by the UK regulatory system will not be available to you. Specifically, information provided herein is intended for institutional persons only and is not suitable for retail persons in the United Kingdom, and no solicitation or recommendation is being made to you in regards to any products or services.

This material is not a research report, and not subject to any of the independence and disclosure standards applicable to research reports prepared pursuant to FINRA or CFTC research rules. This material is not independent of the Firm's proprietary interests, which may conflict with the interests of any counterparty of the Firm. The Firm trades instruments discussed in this material for its own account, may trade contrary to the views expressed in this material, and may have positions in other related instruments.

Information contained herein is based on sources considered to be reliable, but is not guaranteed to be accurate or complete. Any opinions or estimates expressed herein reflect a judgment made by the author(s) as of the date of publication, and are subject to change without notice. Trading and investing in digital assets involves significant risks including price volatility and illiquidity and may not be suitable for all investors. The Firm is not liable whatsoever for any direct or consequential loss arising from the use of this material. Copyright of this material belongs to GSR. Neither this material nor any copy thereof may be taken, reproduced or redistributed, directly or indirectly, without prior written permission of GSR

Notes & Sources

All options data is based on Deribit and derivatives graphics are from Laevidas. Market returns are based on price returns for the following ETFs: VOO, QQQ, EWU, EWG, EWJ, and EWH. Onchain volumes are not considered and thus certain token volumes may be understated (e.g., stETH).

CoinGecko	Santiment	DefiLlama	CoinMarketCap	Laevidas
L2Beat	Google Finance	TradingView	Deribit	WorldCoinIndex
Cryptorank	Investing.com	NFT Price Floor	CryptoSlate	