











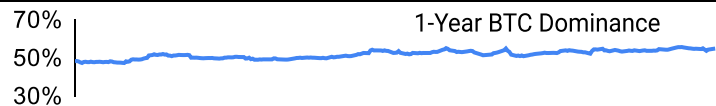
Crypto Leaderboard

Rank	Name	Ticker	Price	24h	7d	30d	24h Vol \$m	MC \$m	1-Year Chart
1	Bitcoin	BTC	\$63,746	0%	5%	-8%	24,711	1,255,491	
2	Ethereum	ETH	\$3,073	-1%	2%	-11%	11,438	368,998	
3	Tether	USDT	\$1.00	0%	0%	0%	38,815	110,965	
4	BNB	BNB	\$594	1%	3%	2%	797	91,416	
5	Solana	SOL	\$155	1%	22%	-14%	3,088	69,373	
6	USD Coin	USDC	\$1.00	0%	0%	0%	5,175	33,193	
7	XRP Ledger	XRP	\$0.54	-2%	8%	-9%	1,448	29,858	
8	Lido stETH	STETH	\$3,072	-1%	2%	-11%	82	28,721	
9	Dogecoin	DOGE	\$0.16	-1%	18%	-21%	1,297	22,565	
10	Toncoin	TON	\$5.87	-1%	14%	9%	192	20,402	

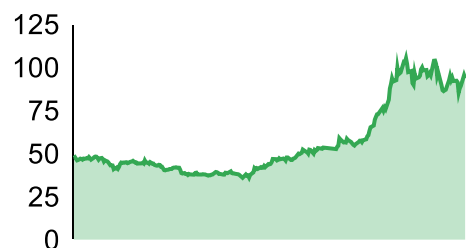
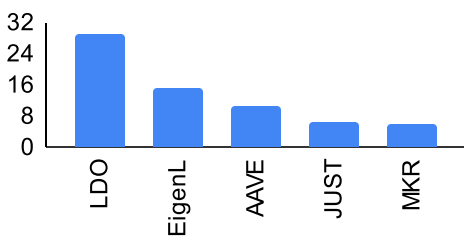
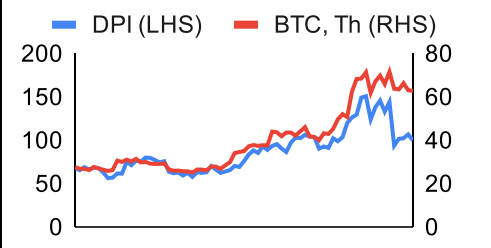
Top & Bottom Performers - Top 100 Tokens

24h		7 Days		30 Days		90 Days		365 Days	
RNDR	9%	RNDR	45%	AR	16%	PEPE	753%	BONK	5637%
ENA	8%	AR	30%	WBT	16%	AR	373%	AKT	1836%
BEAM	7%	AGIX	25%	PEPE	11%	FET	343%	TAO	972%
AGIX	4%	GRT	23%	TON	9%	JASMY	267%	FET	852%
WIF	-4%	SUI	-1%	UNI	-33%	SUI	-27%	SAND	-13%
ZBC	-4%	WBT	-2%	APT	-34%	LDO	-32%	ATOM	-13%
TIA	-5%	CRO	-4%	BSV	-34%	ARB	-44%	XMR	-15%
JUP	-9%	NEO	-4%	XEC	-35%	TIA	-48%	MATIC	-21%

Category Performance

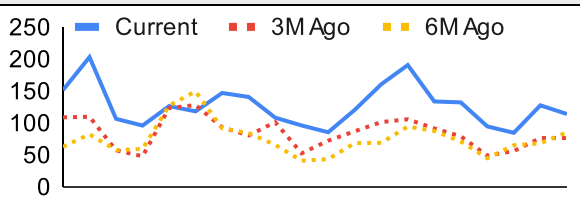
Category	7d	30d	90d	180d	365d	Ecosystem	7d	30d	90d	180d	365d
Lending	48%	-2%	54%	52%	119%	Tron	0%	-8%	29%	44%	90%
CEXs	5%	-5%	24%	35%	40%	Cosmos	10%	-9%	60%	148%	299%
Smart Contract	7%	-17%	28%	86%	99%	BSC	7%	-10%	39%	78%	85%
Meme	8%	-19%	173%	164%	134%	Polkadot	9%	-10%	46%	79%	78%
Currency	7%	-19%	30%	42%	95%	Polygon	9%	-18%	29%	51%	60%
IoT/Data/Comp.	9%	-20%	39%	99%	125%	Avalanche	7%	-24%	13%	46%	66%
Other DeFi	10%	-24%	12%	28%	50%	Ethereum	6%	-28%	-8%	3%	33%
Gaming/Entertai	8%	-26%	22%	49%	76%	Solana	2%	-29%	24%	85%	263%
Scaling	6%	-27%	11%	81%	50%						
DEX	7%	-28%	8%	48%	96%						
Privacy	-6%	-31%	4%	-4%	-16%						

DeFi

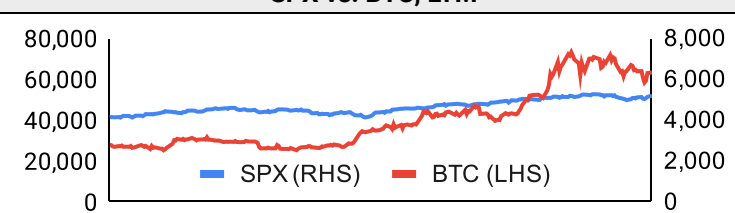
Total Value Locked, LTM, \$b	Top TVL By Protocol, \$b	DefiPulse Index, LTM
		

Trading Volume

Aggregate Volumes by Product, \$b					Top Derivatives Exchanges, \$m and bps					Top Spot Exchanges, \$m		
Product	1d	7d	30d	O/I	Exchange	1d Vol	O/I	Mkr	Tkr	Exchange	Score	1d Vol
Spot	32	282	1,320	n/a	Binance	52,388	16,647	2.0	4.0	Binance	9.9	16,975
Perpetuals	791	6,660	25,540	271	Bybit	16,970	10,593	2.0	5.5	Coinbase	8.2	1,969
Futures	0	4	16	1	OKX	20,625	5,877	2.0	5.0	Bybit	7.8	3,601
Options	1	15	62	n/a	Kraken	1,427	361	2.0	5.0	OKX	7.6	2,370

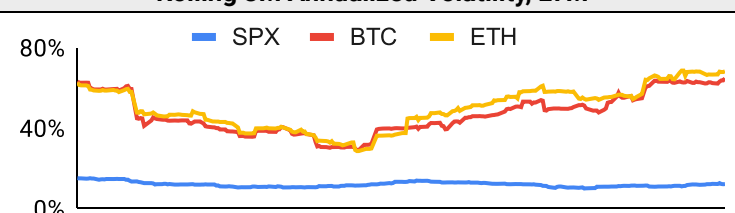
Daily Spot Volume, Top 100 Tokens Last 20d, \$b				Top Volume, 1d, \$m		Top Volume, %20d Avg		Low Volume, %20d Avg	
				USDT	46,293	RNDR	226%	HBAR	34%
				BTC	25,886	RBN	202%	NEO	38%
				ETH	11,715	XRP	138%	RETH	40%
				FDUSD	7,256	BNB	137%	ALGO	55%
				USDC	5,603	MNT	125%	GT	57%

Traditional Finance

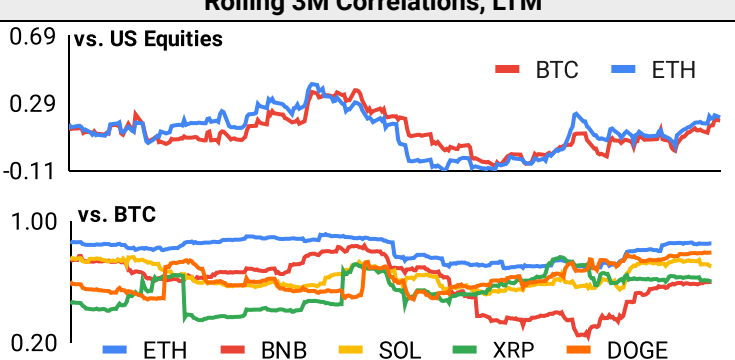
Global Equity Markets							SPX vs. BTC, LTM	
	US	USGrwth	UK	Germany	Japan	HK		
1D	1%	1%	1%	1%	1%	1%		
7D	1%	2%	2%	1%	3%	5%		
90D	5%	3%	9%	7%	5%	5%		
365D	27%	37%	9%	9%	19%	-14%		

10-Year Treasury Yields							Commodities & FX					
	US	Brazil	UK	Germany	Japan	HK	Last	WTI	Gas	Gold	USD/EUR	USD/JPY
Last	4.43%	11.48%	4.17%	2.42%	0.86%	3.78%	Last	78.8	2.21	2,324	0.93	154.5
1d Chg	-0.05	-0.05	0.04	0.00	-0.01	-0.06	1d % Chg	0.4%	0.6%	-0.3%	0.0%	0.4%

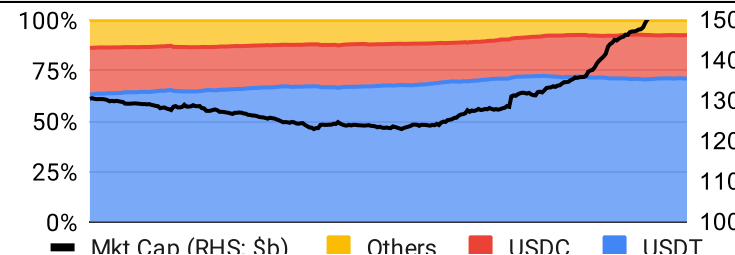
Volatility

Annualized Volatility							Rolling 3M Annualized Volatility, LTM			
	BTC	ETH	BNB	SOL	XRP	DOGE				
30D	54%	64%	49%	95%	72%	98%				
90D	63%	66%	74%	91%	75%	131%				
180D	56%	59%	64%	104%	63%	104%				
365D	47%	50%	53%	91%	93%	82%				

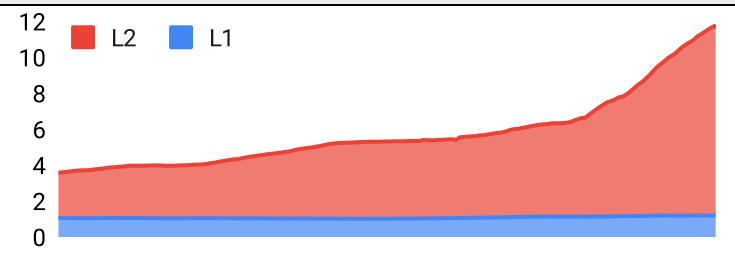
Correlations

Intra-Crypto Correlations, LTM							Rolling 3M Correlations, LTM					
	BTC	ETH	BNB	SOL	XRP	DOGE						
BTC												
ETH	0.81											
BNB	0.56	0.55										
SOL	0.62	0.58	0.44									
XRP	0.43	0.49	0.31	0.43								
DOGE	0.69	0.63	0.44	0.48	0.41							

Stablecoins

Stablecoin Market Size and Volume, \$m					Stablecoin Dominance (LHS) & Market Cap \$b (RHS), LTM	
Ticker	Price	1d Vol	20d Avg Vol	Market Cap		
USDT	1.00	46,293	52,608	110,968		
USDC	1.00	5,603	6,607	33,200		
DAI	1.00	651	605	5,348		
USDe	1.00	66	74	2,292		
USDD	1.00	6	7	731		
FRAX	1.00	16	29	648		

Ethereum Mainnet & Layer 2s

Mainnet & Layer 2 Transactions (m/day) and L2 TVL (\$m)					Transactions (m/day), Rolling 90-Day Average, LTM	
Network	1d	30d Avg	TVL	Tech Type		
Base	2.5	2.7	5,500	ORU		
Degen Chain	1.9	2.1				
Arbitrum One	1.5	1.6	16,200	ORU		
Ethereum	1.2	1.2	-	Mainnet		
zkSync Era	0.9	1.0	856	ZKR		
OP Mainnet	0.6	0.6	7180	ORU		
Blast	0.7	0.5	2,650	App-specific ORU		
Linea	0.5	0.4	798	ZKR		
Zora	0.1	0.4	30	App-specific ORU		
Arbitrum Nova	0.1	0.4	44	Optimium		

Layer 2 Token Performance & Market Cap (\$m)					
	#VALUE	MATIC	#VALU	#VALUE!	#VALUE!
30d Return	0%	-22%	0%	0%	0%
Market Cap	#VALUE	6,620	#VALU	#VALUE!	#VALUE!

NFTs and DAOs

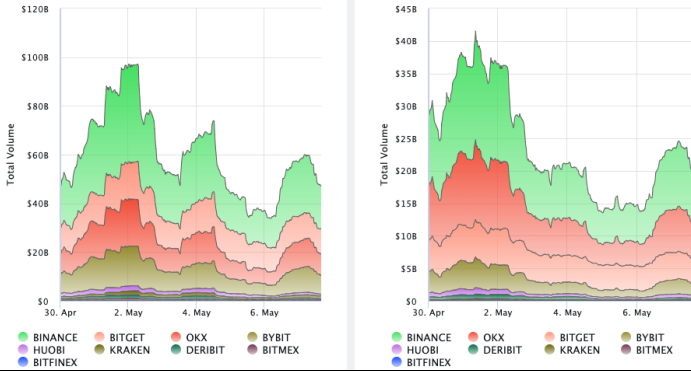
NFT Collection Stats (in ETH)						DAO Treasury Amount (\$m) and Composition					
Collection	Floor	% Listed	3M Ret.	3M Vol	Market Cap	DAO	Treasury	Stables	BTC/ETH	Own Tokens	Other
CryptoPunks	38	12%	-33%	34,947	379,800	Mantle	4,027	2%	18%	79%	1%
Bored Ape Yacht C	16	3%	-33%	98,929	161,500	Arbitrum	3,674	0%	1%	99%	0%
Pudgy Penguins	13	3%	-16%	81,281	112,860	Uniswap	3,032	0%	0%	100%	0%
Autoglyphs	175	1%	-30%	145	89,600	Optimism	2,161	0%	0%	100%	0%
NodeMonkes	0.3079B	13%	3%	2,363.00B	3,079B	ENS	1,153	0%	0%	89%	11%
Mutant Ape Yacht	3	4%	-29%	60,601	59,214	Ethereum	954	0%	100%	0%	0%
Chromie Squiggle	5	3%	-30%	2,312	53,868	Golem	592	0%	86%	14%	0%
Azuki	5	2%	-18%	30,078	53,700	Gnosis	564	7%	25%	51%	18%
Bitcoin Puppets	0.249B	10%	7%	1,577.1B	2,490B	Merit Circle	493	4%	2%	90%	4%
Milady Maker	5	5%	3%	28,063	47,993	YGG	429	3%	1%	96%	0%

Crypto News

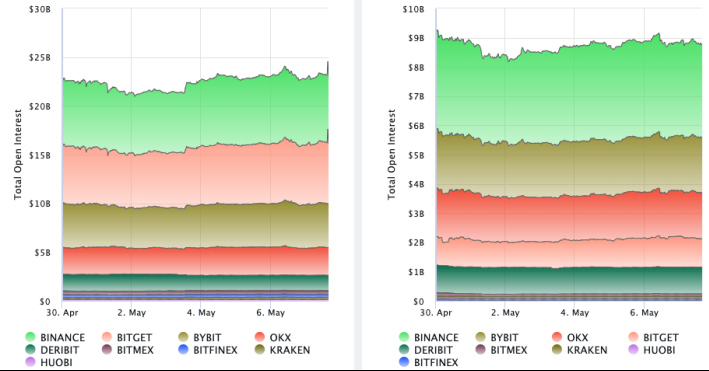
- [First Mover Americas: Bitcoin Settles Into \\$63K-\\$64K Range - CoinDesk](#)
- [ECB's Villeroy Says CBDCs Needed for Both Wholesale and Retail - Bloomberg](#)
- [Kenya taps US Bitcoin mining giant Marathon Digital for crypto regime and mining consultation - Crypto Briefing](#)
- [AI Tokens Lead Crypto-Market Recovery as Nvidia Hits One-Month High - CoinDesk](#)
- [Polygon zk-based Miden Alpha Testnet is now live - Blockworks](#)
- [Solana congestion culprit Ore wins \\$50K from hackathon - Blockworks](#)
- [CFTC's Behnam warns crypto industry that more enforcement actions are coming - Blockworks](#)
- [What Hong Kong crypto ETFs may tell us about US ETH fund appetite - Blockworks](#)
- [Bitcoin ETF snapshot: GBTC surprise helps end sector's seven-day outflow run - Blockworks](#)

Crypto Futures

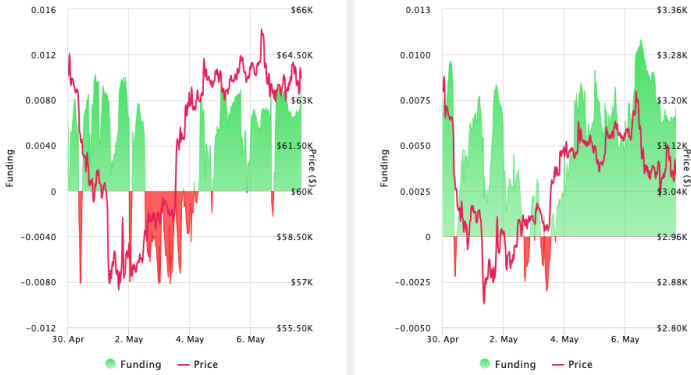
Futures Volume (BTC LHS ; ETH RHS), 1d



Futures Open Interest (BTC LHS ; ETH RHS)



OI Weighted Funding Rate (BTC LHS ; ETH RHS), 1d

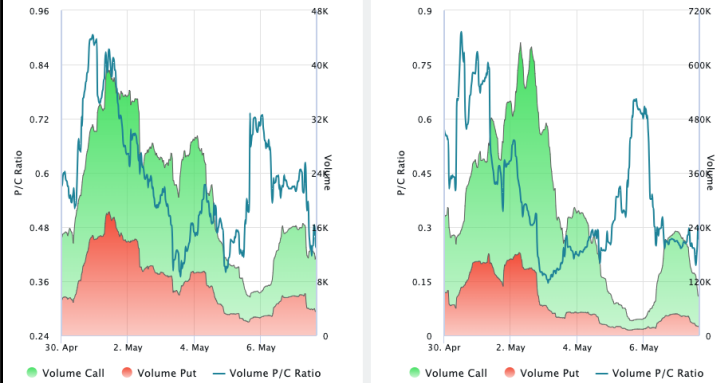


Liquidations (BTC LHS ; ETH RHS), 1d

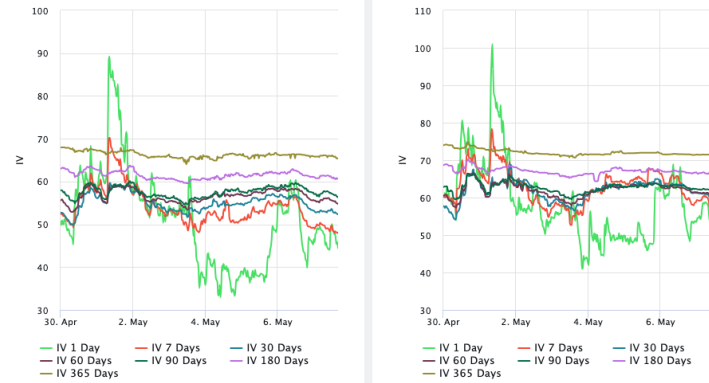


Crypto Options

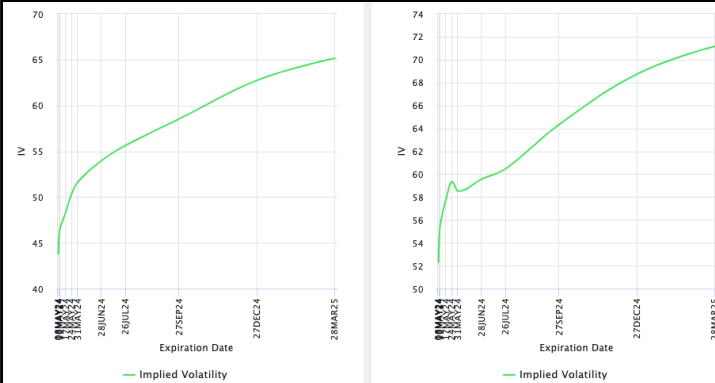
Options Volume & Put/Call Ratio (BTC LHS ; ETH RHS), 1d



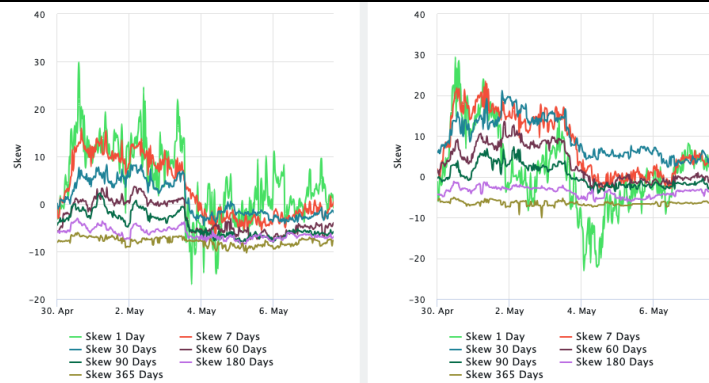
ATM Implied Volatility (BTC LHS ; ETH RHS)



ATM Implied Vol Term Structure (BTC LHS ; ETH RHS)



25 Delta Skew (BTC LHS ; ETH RHS)





May 7, 2024

About GSR

GSR has over a decade of extensive experience in the crypto market, serving as a trusted liquidity provider and active, multi-stage investor. Our suite of services includes OTC Trading, Derivatives, and Market Making. GSR is actively involved in every major sector of the digital asset ecosystem, working with token issuers, institutional investors, miners, and leading trading venues.

For more information or if we can help with anything, please see gsr.io or contact us at gsr@gsr.io.

Follow GSR for more content: [Twitter](#) [Telegram](#) [LinkedIn](#)

Authors

Brian Rudick, Senior Strategist [Twitter](#) [Telegram](#)

Required Disclosures

This material is provided by GSR (the "Firm") solely for informational purposes, is intended only for sophisticated, institutional investors and does not constitute an offer or commitment, a solicitation of an offer or commitment, or any advice or recommendation, to enter into or conclude any transaction (whether on the terms shown or otherwise), or to provide investment services in any state or country where such an offer or solicitation or provision would be illegal. The Firm is not and does not act as an advisor or fiduciary in providing this material. GSR is not authorised or regulated in the UK by the Financial Conduct Authority. The protections provided by the UK regulatory system will not be available to you. Specifically, information provided herein is intended for institutional persons only and is not suitable for retail persons in the United Kingdom, and no solicitation or recommendation is being made to you in regards to any products or services.

This material is not a research report, and not subject to any of the independence and disclosure standards applicable to research reports prepared pursuant to FINRA or CFTC research rules. This material is not independent of the Firm's proprietary interests, which may conflict with the interests of any counterparty of the Firm. The Firm trades instruments discussed in this material for its own account, may trade contrary to the views expressed in this material, and may have positions in other related instruments.

Information contained herein is based on sources considered to be reliable, but is not guaranteed to be accurate or complete. Any opinions or estimates expressed herein reflect a judgment made by the author(s) as of the date of publication, and are subject to change without notice. Trading and investing in digital assets involves significant risks including price volatility and illiquidity and may not be suitable for all investors. The Firm is not liable whatsoever for any direct or consequential loss arising from the use of this material. Copyright of this material belongs to GSR. Neither this material nor any copy thereof may be taken, reproduced or redistributed, directly or indirectly, without prior written permission of GSR

Notes & Sources

All options data is based on Deribit and derivatives graphics are from Laevidas. Market returns are based on price returns for the following ETFs: VOO, QQQ, EWU, EWG, EWJ, and EWH. Onchain volumes are not considered and thus certain token volumes may be understated (e.g., stETH).

CoinGecko	Santiment	DefiLlama	CoinMarketCap	Laevidas
L2Beat	Google Finance	TradingView	Deribit	WorldCoinIndex
Cryptorank	Investing.com	NFT Price Floor	CryptoSlate	