











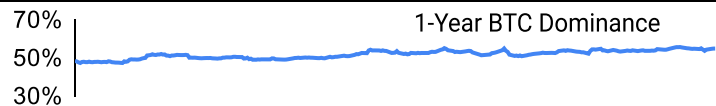
Crypto Leaderboard

Rank	Name	Ticker	Price	24h	7d	30d	24h Vol \$m	MC \$m	1-Year Chart
1	Bitcoin	BTC	\$62,099	-3%	6%	-13%	23,302	1,223,065	
2	Ethereum	ETH	\$2,995	-3%	1%	-19%	11,336	359,661	
3	Tether	USDT	\$1.00	0%	0%	0%	23,210	110,827	
4	BNB	BNB	\$583	-2%	4%	-1%	910	89,551	
5	Solana	SOL	\$145	-6%	8%	-20%	2,793	65,041	
6	USD Coin	USDC	\$1.00	0%	0%	0%	5,546	33,134	
7	XRP Ledger	XRP	\$0.52	-3%	1%	-15%	1,083	28,693	
8	Lido stETH	STETH	\$2,995	-3%	1%	-19%	63	28,003	
9	Dogecoin	DOGE	\$0.15	-7%	13%	-28%	1,063	21,121	
10	Toncoin	TON	\$5.77	-3%	18%	-9%	208	19,961	

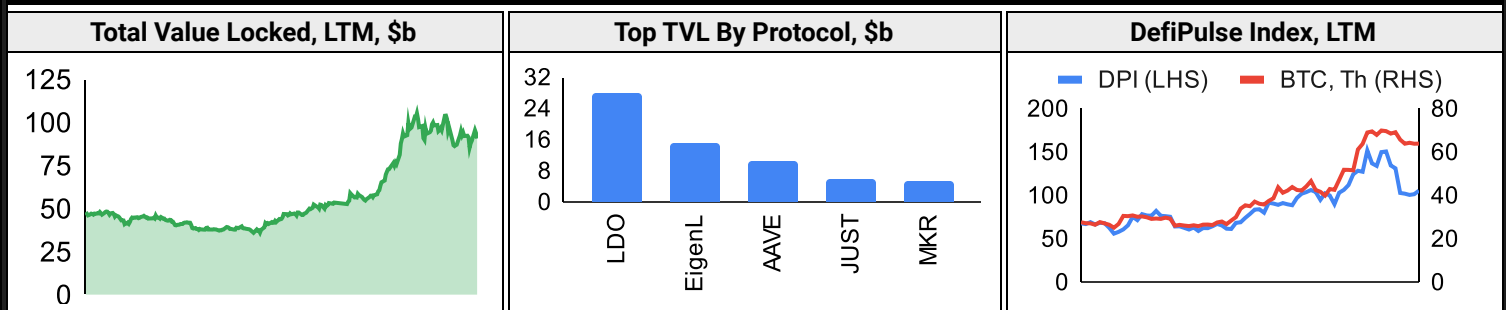
Top & Bottom Performers - Top 100 Tokens

24h		7 Days		30 Days		90 Days		365 Days	
RUNE	7%	AR	31%	WBT	15%	PEPE	716%	BONK	5132%
ENA	2%	RNDR	30%	AR	7%	AR	349%	AKT	1801%
TRX	2%	TON	18%	GT	1%	FET	299%	TAO	871%
LDO	1%	RUNE	16%	LEO	1%	AGIX	219%	FET	745%
FET	-8%	NEO	-5%	FIL	-39%	LDO	-31%	SAND	-16%
RNDR	-8%	OP	-7%	SUI	-39%	SUI	-31%	XMR	-17%
WIF	-13%	ICP	-8%	STX	-40%	ARB	-45%	STRK	-19%
TAO	-15%	SUI	-9%	APT	-40%	TIA	-54%	MATIC	-23%

Category Performance

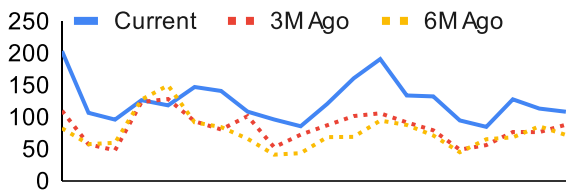
Category	7d	30d	90d	180d	365d	Ecosystem	7d	30d	90d	180d	365d
Lending	22%	5%	64%	50%	123%	Tron	1%	-10%	30%	42%	89%
CEXs	8%	-4%	26%	26%	42%	Cosmos	4%	-20%	50%	123%	286%
Privacy	4%	-24%	19%	10%	-2%	BSC	3%	-21%	32%	67%	78%
Currency	4%	-24%	23%	34%	74%	Polkadot	3%	-21%	39%	66%	69%
Meme	3%	-26%	156%	147%	116%	Polygon	4%	-27%	22%	40%	52%
Smart Contract	2%	-26%	21%	64%	90%	Avalanche	2%	-30%	8%	33%	59%
IoT/Data/Comp.	4%	-27%	29%	82%	111%	Solana	1%	-30%	22%	58%	252%
Other DeFi	8%	-28%	9%	22%	48%	Ethereum	2%	-32%	-10%	-2%	30%
Scaling	-1%	-33%	5%	67%	42%						
Gaming/Entertai	1%	-33%	15%	31%	62%						
DEX	2%	-33%	4%	26%	89%						

DeFi

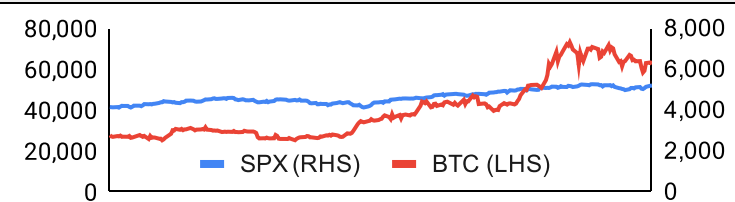


Trading Volume

Aggregate Volumes by Product, \$b					Top Derivatives Exchanges, \$m and bps					Top Spot Exchanges, \$m		
Product	1d	7d	30d	O/I	Exchange	1d Vol	O/I	Mkr	Tkr	Exchange	Score	1d Vol
Spot	30	278	1,300	n/a	Binance	49,436	16,303	2.0	4.0	Binance	9.9	16,673
Perpetuals	557	6,780	25,430	264	Bybit	15,401	10,424	2.0	5.5	Coinbase	8.2	1,682
Futures	0	4	16	1	OKX	19,591	5,769	2.0	5.0	Bybit	7.8	3,273
Options	1	12	60	n/a	Bitget	15,341	8,470	2.0	6.0	OKX	7.6	2,137

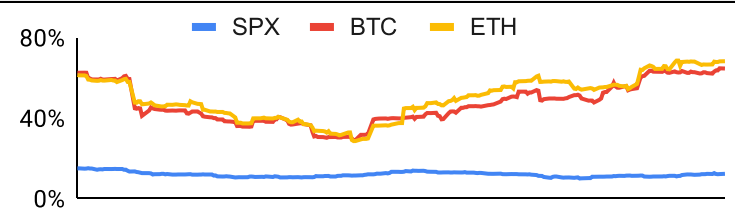
Daily Spot Volume, Top 100 Tokens Last 20d, \$b				Top Volume, 1d, \$m		Top Volume, %20d Avg		Low Volume, %20d Avg	
				USDT	44,158	RNDR	198%	HBAR	21%
				BTC	24,664	RBN	173%	NEO	35%
				ETH	11,314	LEO	147%	BONK	47%
				FDUSD	7,153	BNB	139%	ALGO	51%
				USDC	5,363	RUNE	139%	STX	56%

Traditional Finance

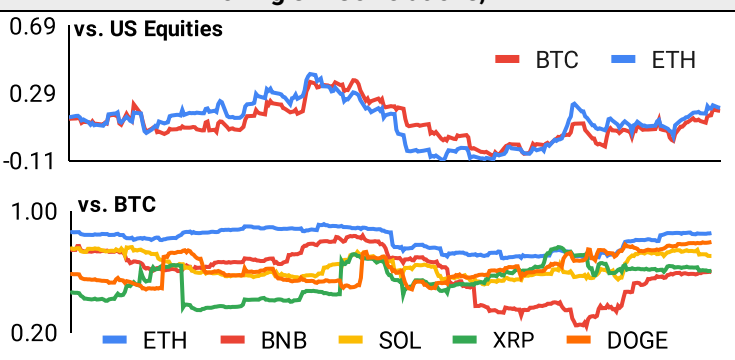
Global Equity Markets							SPX vs. BTC, LTM	
	US	USGrwth	UK	Germany	Japan	HK		
1D	0%	0%	0%	1%	-1%	0%		
7D	3%	4%	3%	4%	2%	6%		
90D	4%	2%	10%	8%	4%	5%		
365D	27%	37%	10%	10%	18%	-14%		

10-Year Treasury Yields							Commodities & FX					
	US	Brazil	UK	Germany	Japan	HK	Last	WTI	Gas	Gold	USD/EUR	USD/JPY
Last	4.49%	11.42%	4.18%	2.46%	0.88%	3.78%	Last	77.8	2.24	2,322	0.93	155.6
1d Chg	0.03	-0.05	0.06	0.04	0.00	-0.06	1d % Chg	-0.7%	1.5%	-0.1%	0.0%	0.6%

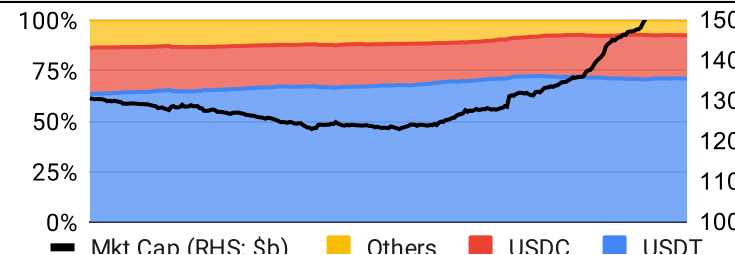
Volatility

Annualized Volatility							Rolling 3M Annualized Volatility, LTM		
	BTC	ETH	BNB	SOL	XRP	DOGE			
30D	53%	59%	49%	95%	71%	98%			
90D	63%	66%	74%	91%	75%	132%			
180D	56%	59%	64%	98%	63%	104%			
365D	47%	50%	53%	91%	93%	82%			

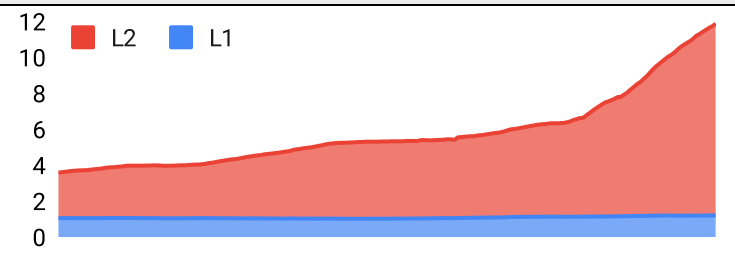
Correlations

Intra-Crypto Correlations, LTM							Rolling 3M Correlations, LTM					
	BTC	ETH	BNB	SOL	XRP	DOGE						
BTC												
ETH	0.81											
BNB	0.56	0.55										
SOL	0.62	0.58	0.44									
XRP	0.43	0.49	0.32	0.44								
DOGE	0.69	0.63	0.44	0.49	0.41							

Stablecoins

Stablecoin Market Size and Volume, \$m					Stablecoin Dominance (LHS) & Market Cap \$b (RHS), LTM	
Ticker	Price	1d Vol	20d Avg Vol	Market Cap		
USDT	1.00	44,158	51,629	110,959		
USDC	1.00	5,363	6,447	33,251		
DAI	1.00	597	618	5,347		
USDe	1.00	56	74	2,293		
USDD	0.99	6	7	731		
FRAX	1.00	18	28	648		

Ethereum Mainnet & Layer 2s

Mainnet & Layer 2 Transactions (m/day) and L2 TVL (\$m)					Transactions (m/day), Rolling 90-Day Average, LTM	
Network	1d	30d Avg	TVL	Tech Type		
Base	2.6	2.6	5,440	ORU		
Degen Chain	1.3	2.0				
Arbitrum One	1.7	1.6	15,820	ORU		
Ethereum	1.2	1.2	-	Mainnet		
zkSync Era	1.0	1.0	839	ZKR		
OP Mainnet	0.5	0.6	6940	ORU		
Blast	0.7	0.5	2,650	App-specific ORU		
Linea	0.4	0.4	778	ZKR		
Zora	0.1	0.4	30	App-specific ORU		
Arbitrum Nova	0.5	0.4	43	Optimium		

Layer 2 Token Performance & Market Cap (\$m)					
	#VALUE	MATIC	#VALU	#VALUE!	#VALUE!
30d Return	0%	-28%	0%	0%	0%
Market Cap	#VALUE	6,300	#VALU	#VALUE!	#VALUE!

NFTs and DAOs

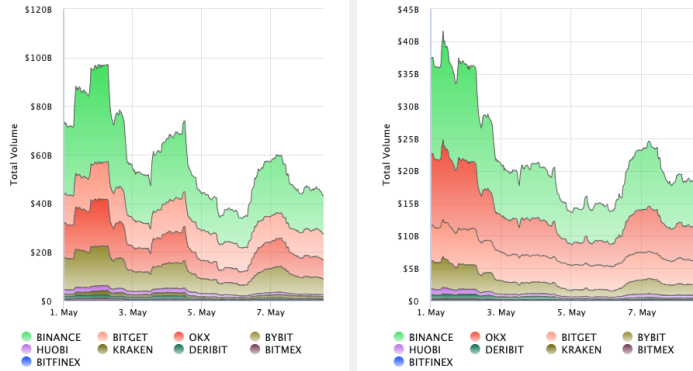
NFT Collection Stats (in ETH)						DAO Treasury Amount (\$m) and Composition					
Collection	Floor	% Listed	3M Ret.	3M Vol	Market Cap	DAO	Treasury	Stables	BTC/ETH	Own Tokens	Other
CryptoPunks	38	12%	-33%	35,150	379,800	Mantle	3,839	2%	18%	79%	1%
Bored Ape Yacht C	15	3%	-37%	99,263	152,840	Arbitrum	3,515	0%	1%	99%	0%
Pudgy Penguins	12	3%	-26%	80,679	109,314	Uniswap	2,920	0%	0%	100%	0%
Autoglyphs	175	1%	-30%	145	89,600	Optimism	2,036	0%	0%	100%	0%
NodeMonkes	0.306B	13%	2%	2,357.5B	3,060B	ENS	1,102	0%	0%	88%	12%
Mutant Ape Yacht	3	4%	-33%	59,450	56,563	Ethereum	926	0%	100%	0%	0%
Azuki	5	3%	-18%	29,911	52,780	Golem	576	0%	86%	14%	0%
Chromie Squiggle	5	3%	-31%	2,311	52,469	Gnosis	545	7%	25%	51%	18%
Bitcoin Puppets	0.228B	10%	6%	1,568.7B	2,280B	Merit Circle	476	5%	2%	89%	4%
Ordinal Maxi Biz (C	0.42B	5%	0%	844.68B	2,202B	YGG	394	3%	1%	96%	0%

Crypto News

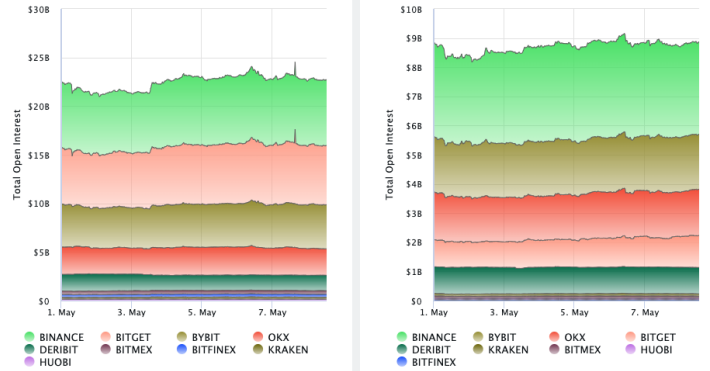
- [BTC price clings to \\$62K as Bitcoin bulls suffer post-halving 'boredom' - Cointelegraph](#)
- [Susquehanna discloses \\$1.3 billion in spot Bitcoin ETF investments - CryptoSlate](#)
- [FTX Customers Poised to Recover All Funds Lost in Collapse - The New York Times](#)
- [Grayscale spot bitcoin ETF inflows may be result of short-term trading: Bloomberg ETF analyst - The Block](#)
- [Robinhood braces for SEC charges over crypto trading - The Hill](#)
- [Nigerian SEC to 'Delist' Local Currency From P2P Crypto Trading Platforms - Africa Bitcoin News - Bitcoin.com News](#)
- [Macro headwinds could spur a 'boring' bitcoin summer - or something worse - Blockworks](#)
- [SEC's Gensler calls for more crypto disclosures for investors - Blockworks](#)
- [Court decision could be only way US spot ether ETFs see light of day - Blockworks](#)

Crypto Futures

Futures Volume (BTC LHS ; ETH RHS), 1d



Futures Open Interest (BTC LHS ; ETH RHS)



OI Weighted Funding Rate (BTC LHS ; ETH RHS), 1d

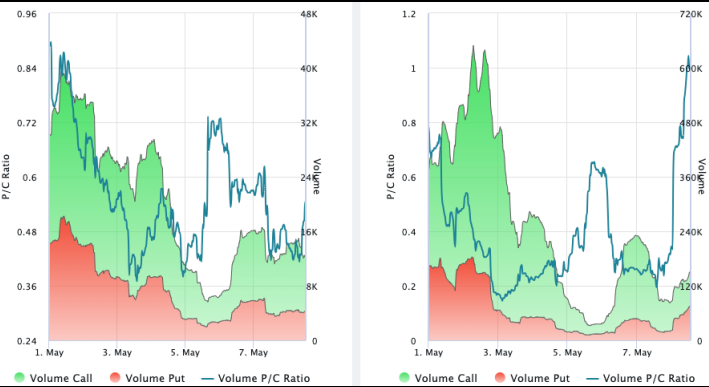


Liquidations (BTC LHS ; ETH RHS), 1d

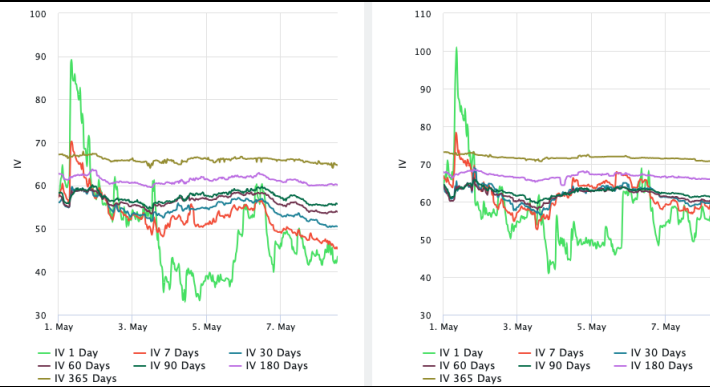


Crypto Options

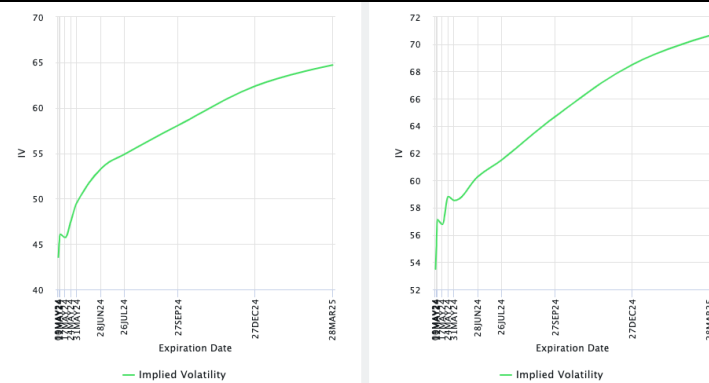
Options Volume & Put/Call Ratio (BTC LHS ; ETH RHS), 1d



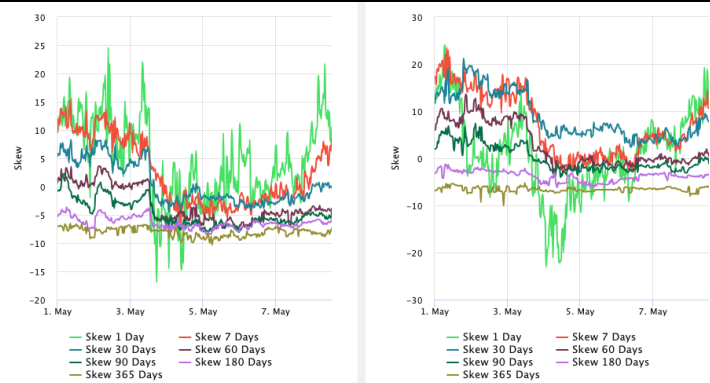
ATM Implied Volatility (BTC LHS ; ETH RHS)



ATM Implied Vol Term Structure (BTC LHS ; ETH RHS)



25 Delta Skew (BTC LHS ; ETH RHS)



About GSR

GSR has over a decade of extensive experience in the crypto market, serving as a trusted liquidity provider and active, multi-stage investor. Our suite of services includes OTC Trading, Derivatives, and Market Making. GSR is actively involved in every major sector of the digital asset ecosystem, working with token issuers, institutional investors, miners, and leading trading venues.

For more information or if we can help with anything, please see gsr.io or contact us at gsr@gsr.io.

Follow GSR for more content: [Twitter](#) [Telegram](#) [LinkedIn](#)

Authors

Brian Rudick, Senior Strategist [Twitter](#) [Telegram](#)

Required Disclosures

This material is provided by GSR (the "Firm") solely for informational purposes, is intended only for sophisticated, institutional investors and does not constitute an offer or commitment, a solicitation of an offer or commitment, or any advice or recommendation, to enter into or conclude any transaction (whether on the terms shown or otherwise), or to provide investment services in any state or country where such an offer or solicitation or provision would be illegal. The Firm is not and does not act as an advisor or fiduciary in providing this material. GSR is not authorised or regulated in the UK by the Financial Conduct Authority. The protections provided by the UK regulatory system will not be available to you. Specifically, information provided herein is intended for institutional persons only and is not suitable for retail persons in the United Kingdom, and no solicitation or recommendation is being made to you in regards to any products or services.

This material is not a research report, and not subject to any of the independence and disclosure standards applicable to research reports prepared pursuant to FINRA or CFTC research rules. This material is not independent of the Firm's proprietary interests, which may conflict with the interests of any counterparty of the Firm. The Firm trades instruments discussed in this material for its own account, may trade contrary to the views expressed in this material, and may have positions in other related instruments.

Information contained herein is based on sources considered to be reliable, but is not guaranteed to be accurate or complete. Any opinions or estimates expressed herein reflect a judgment made by the author(s) as of the date of publication, and are subject to change without notice. Trading and investing in digital assets involves significant risks including price volatility and illiquidity and may not be suitable for all investors. The Firm is not liable whatsoever for any direct or consequential loss arising from the use of this material. Copyright of this material belongs to GSR. Neither this material nor any copy thereof may be taken, reproduced or redistributed, directly or indirectly, without prior written permission of GSR

Notes & Sources

All options data is based on Deribit and derivatives graphics are from Laevidas. Market returns are based on price returns for the following ETFs: VOO, QQQ, EWU, EWG, EWJ, and EWH. Onchain volumes are not considered and thus certain token volumes may be understated (e.g., stETH).

CoinGecko	Santiment	DefiLlama	CoinMarketCap	Laevidas
L2Beat	Google Finance	TradingView	Deribit	WorldCoinIndex
Cryptorank	Investing.com	NFT Price Floor	CryptoSlate	