





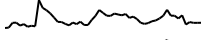





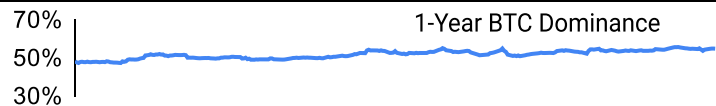
Crypto Leaderboard

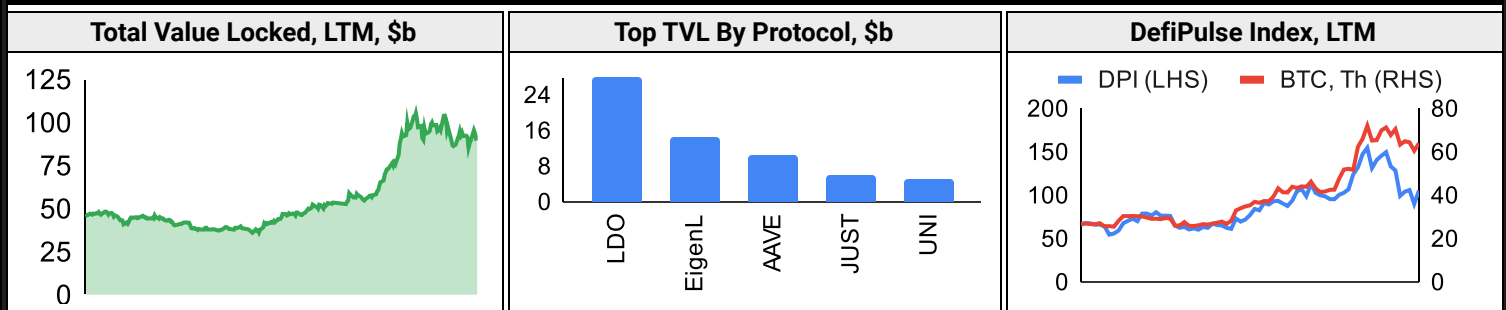
Rank	Name	Ticker	Price	24h	7d	30d	24h Vol \$m	MC \$m	1-Year Chart
1	Bitcoin	BTC	\$62,542	0%	6%	-9%	26,039	1,232,405	
2	Ethereum	ETH	\$3,021	0%	1%	-14%	11,352	363,175	
3	Tether	USDT	\$1.00	0%	0%	0%	33,967	111,068	
4	BNB	BNB	\$597	3%	7%	3%	1,535	92,166	
5	Solana	SOL	\$148	2%	7%	-14%	2,670	66,367	
6	USD Coin	USDC	\$1.00	0%	0%	0%	4,817	33,095	
7	XRP Ledger	XRP	\$0.52	-2%	0%	-16%	1,005	28,741	
8	Lido stETH	STETH	\$3,017	0%	1%	-14%	58	28,277	
9	Toncoin	TON	\$6.29	8%	23%	-6%	453	21,904	
10	Dogecoin	DOGE	\$0.15	1%	13%	-21%	1,153	21,600	

Top & Bottom Performers - Top 100 Tokens

24h		7 Days		30 Days		90 Days		365 Days	
AKT	17%	AIOZ	37%	AR	29%	PEPE	741%	BONK	5906%
AR	13%	RUNE	27%	AKT	27%	AIOZ	494%	AIOZ	4580%
RNDR	12%	AKT	24%	PEPE	21%	AR	370%	AKT	2039%
AIOZ	10%	TON	23%	WBT	15%	FET	275%	TAO	926%
ETC	-4%	OP	-8%	UNI	-34%	SUI	-42%	SUI	-14%
SUI	-4%	ICP	-9%	STX	-35%	ARB	-48%	SAND	-15%
BEAM	-5%	SUI	-10%	SUI	-36%	TIA	-52%	ATOM	-18%
JUP	-13%	RNDR	-100%	RNDR	-100%	RNDR	-100%	MATIC	-22%

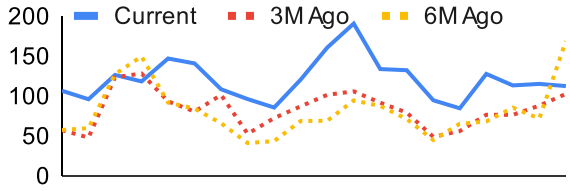
Category Performance

Category	7d	30d	90d	180d	365d	Ecosystem	7d	30d	90d	180d	365d
Lending	41%	29%	77%	68%	139%	Tron	2%	-6%	31%	45%	93%
CEXs	6%	-4%	24%	28%	42%	Cosmos	7%	-21%	49%	129%	307%
Meme	3%	-18%	156%	154%	121%	Polkadot	5%	-21%	38%	66%	72%
Other DeFi	11%	-19%	9%	32%	51%	Avalanche	7%	-21%	10%	39%	66%
IoT/Data/Comp.	4%	-19%	31%	92%	113%	Polygon	9%	-22%	25%	46%	56%
Smart Contract	3%	-20%	21%	65%	91%	Solana	4%	-22%	23%	67%	274%
Privacy	3%	-20%	21%	10%	-1%	BSC	5%	-23%	32%	70%	79%
Currency	3%	-22%	19%	34%	78%	Ethereum	3%	-27%	-10%	0%	31%
DEX	5%	-27%	3%	23%	96%						
Gaming/Entertai	1%	-27%	13%	33%	65%						
Scaling	0%	-27%	2%	76%	47%						

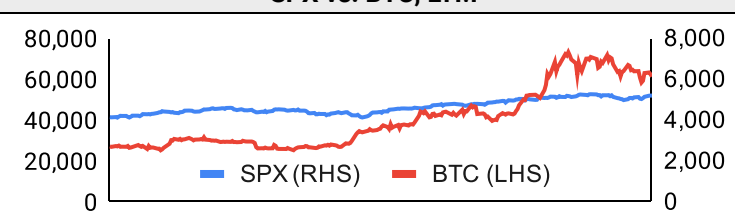
DeFi


Trading Volume

Aggregate Volumes by Product, \$b					Top Derivatives Exchanges, \$m and bps					Top Spot Exchanges, \$m		
Product	1d	7d	30d	O/I	Exchange	1d Vol	O/I	Mkr	Tkr	Exchange	Score	1d Vol
Spot	32	265	1,310	n/a	Binance	52,393	16,549	2.0	4.0	Binance	9.9	17,486
Perpetuals	767	6,860	26,170	265	Bybit	16,382	10,702	2.0	5.5	Coinbase	8.2	1,735
Futures	0	3	16	1	OKX	20,483	5,808	2.0	5.0	Bybit	7.8	2,962
Options	2	10	60	n/a	Bitget	15,398	8,587	2.0	6.0	OKX	7.6	2,159

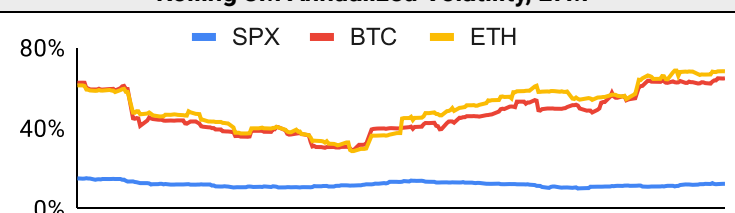
Daily Spot Volume, Top 100 Tokens Last 20d, \$b				Top Volume, 1d, \$m		Top Volume, %20d Avg		Low Volume, %20d Avg	
				USDT	46,606	AIOZ	302%	RNDR	0%
				BTC	25,598	AKT	279%	RETH	18%
				ETH	11,275	RBN	196%	HBAR	24%
				FDUSD	7,340	KAS	195%	NEO	41%
				USDC	5,170	RUNE	192%	SEI	46%

Traditional Finance

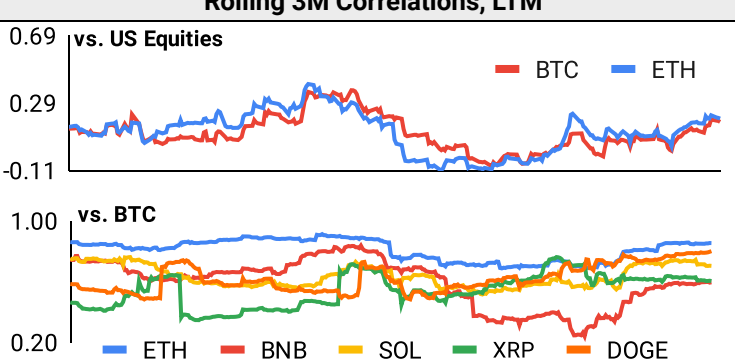
Global Equity Markets							SPX vs. BTC, LTM	
	US	USGrwth	UK	Germany	Japan	HK		
1D	0%	0%	0%	0%	-1%	-1%		
7D	3%	4%	3%	4%	1%	4%		
90D	4%	2%	11%	8%	2%	5%		
365D	28%	38%	11%	11%	16%	-14%		

10-Year Treasury Yields							Commodities & FX					
	US	Brazil	UK	Germany	Japan	HK	Last	WTI	Gas	Gold	USD/EUR	USD/JPY
Last	4.49%	11.51%	4.18%	2.49%	0.91%	3.83%	Last	79.4	2.28	2,338	0.93	155.6
1d Chg	0.00	-0.04	0.04	0.00	0.00	-0.06	1d % Chg	0.5%	4.3%	0.7%	-0.3%	0.1%

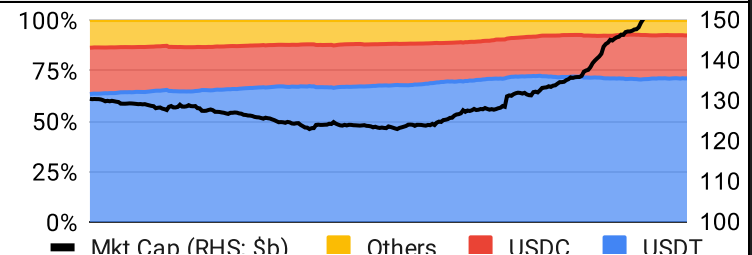
Volatility

Annualized Volatility							Rolling 3M Annualized Volatility, LTM		
	BTC	ETH	BNB	SOL	XRP	DOGE			
30D	53%	57%	50%	96%	71%	99%			
90D	63%	66%	74%	92%	75%	132%			
180D	56%	59%	64%	99%	63%	105%			
365D	47%	50%	53%	91%	93%	82%			

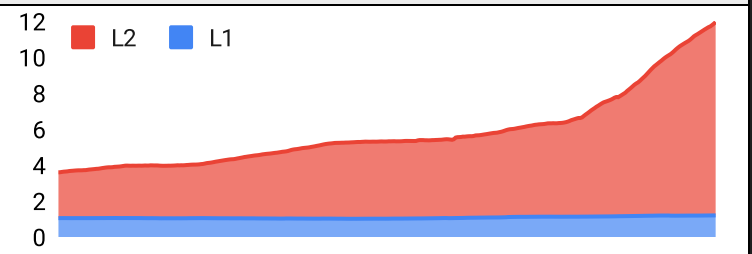
Correlations

Intra-Crypto Correlations, LTM							Rolling 3M Correlations, LTM					
	BTC	ETH	BNB	SOL	XRP	DOGE						
BTC												
ETH	0.81											
BNB	0.56	0.55										
SOL	0.62	0.58	0.44									
XRP	0.43	0.49	0.31	0.44								
DOGE	0.70	0.63	0.44	0.49	0.41							

Stablecoins

Stablecoin Market Size and Volume, \$m					Stablecoin Dominance (LHS) & Market Cap \$b (RHS), LTM	
Ticker	Price	1d Vol	20d Avg Vol	Market Cap		
USDT	1.00	46,606	49,865	110,909		
USDC	1.00	5,170	6,161	33,099		
DAI	1.00	634	598	5,347		
USDe	1.00	43	72	2,295		
USDD	1.00	5	7	732		
FRAX	1.00	17	27	648		

Ethereum Mainnet & Layer 2s

Mainnet & Layer 2 Transactions (m/day) and L2 TVL (\$m)					Transactions (m/day), Rolling 90-Day Average, LTM	
Network	1d	30d Avg	TVL	Tech Type		
Base	2.3	2.6	5,370	ORU		
Degen Chain	1.6	2.0				
Arbitrum One	2.2	1.7	15,710	ORU		
Ethereum	1.2	1.2	-	Mainnet		
zkSync Era	0.9	1.0	822	ZKR		
OP Mainnet	0.5	0.6	6810	ORU		
Blast	0.7	0.5	2,660	App-specific		
Linea	0.4	0.4	774	ZKR		
Arbitrum Nova	0.3	0.3	43	Optimium		
Zora	0.1	0.3	27	#N/A		

Layer 2 Token Performance & Market Cap (\$m)		
Token	30d Return	Market Cap

NFTs and DAOs

NFT Collection Stats (in ETH)						DAO Treasury Amount (\$m) and Composition					
Collection	Floor	% Listed	3M Ret.	3M Vol	Market Cap	DAO	Treasury	Stables	BTC/ETH	Own Tokens	Other
CryptoPunks	38	12%	-36%	34,491	379,800	Mantle	3,816	2%	18%	78%	1%
Bored Ape Yacht Club	14	3%	-40%	99,496	141,470	Arbitrum	3,505	0%	1%	99%	0%
Pudgy Penguins	11	4%	-34%	80,623	101,323	Uniswap	2,936	0%	0%	100%	0%
Autoglyphs	170	1%	-32%	145	87,040	Optimism	2,028	0%	0%	100%	0%
NodeMonkes	0.274B	14%	2%	2,366.3B	2,740B	ENS	1,102	0%	0%	88%	12%
Chromie Squiggle	5	3%	-29%	2,339	53,868	Ethereum	921	0%	100%	0%	0%
Mutant Ape Yacht Club	3	4%	-38%	59,019	51,066	Golem	569	0%	87%	13%	0%
Azuki	5	2%	-23%	29,384	49,970	Gnosis	540	7%	25%	50%	18%
Fidenza by Tyler Hobbes	46	4%	-27%	2,099	45,644	Merit Circle	479	5%	2%	90%	4%
Milady Maker	5	5%	2%	28,222	45,270	YGG	384	3%	1%	96%	0%

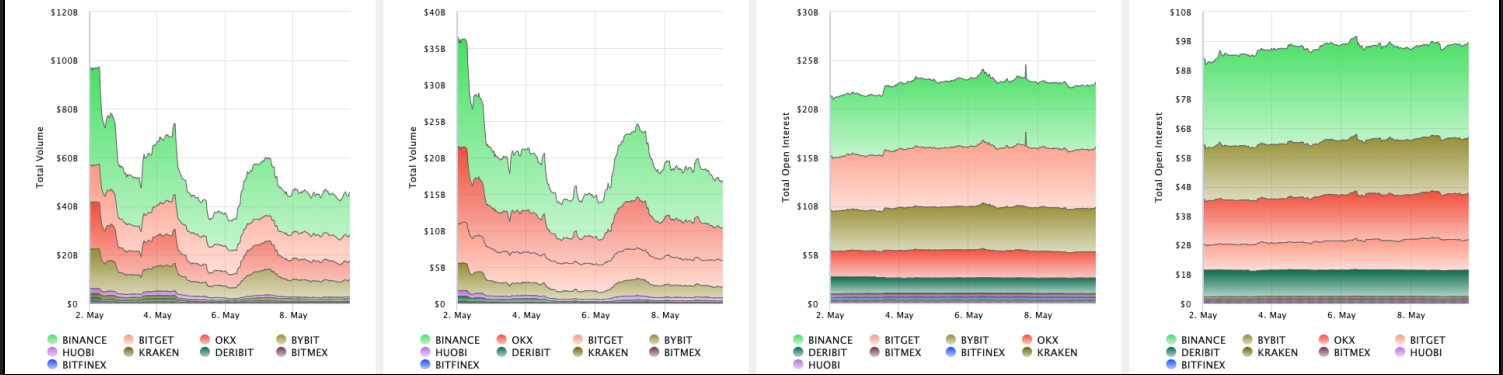
Crypto News

- [Bitcoin mining difficulty drops 6% in largest fall since bear market lows - The Block](#)
- [Stablecoins on Bitcoin coming soon, suggests Lightning Labs CEO - Cointelegraph](#)
- [Bitcoin price buys time at \\$61K as US jobless claims hit 9-month highs - Cointelegraph](#)
- [Boden' Memecoin Surges After Trump Quips About It - CoinDesk](#)
- [Espresso partners with Polygon Labs to solve rollout interoperability - Blockworks](#)
- [Vitalik rallies support for temporary smart wallets on Ethereum - Blockworks](#)
- [ETH Reverts to Inflationary Asset Following Fee-Reducing Dencun Upgrade - CoinDesk](#)
- [Ledn First-Quarter Loans Top Record \\$690M as Lending Market Snaps Back - CoinDesk](#)
- [Robinhood Delivers Big Earnings Beat Driven by Booming Crypto Trading: Analysts - CoinDesk](#)

Crypto Futures

Futures Volume (BTC LHS ; ETH RHS), 1d

Futures Open Interest (BTC LHS ; ETH RHS)



OI Weighted Funding Rate (BTC LHS ; ETH RHS), 1d

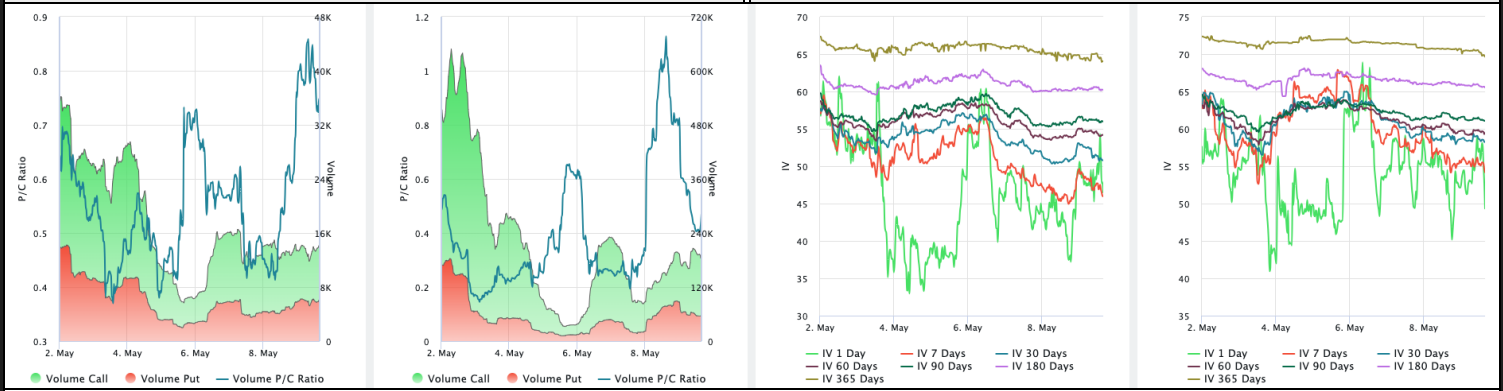
Liquidations (BTC LHS ; ETH RHS), 1d



Crypto Options

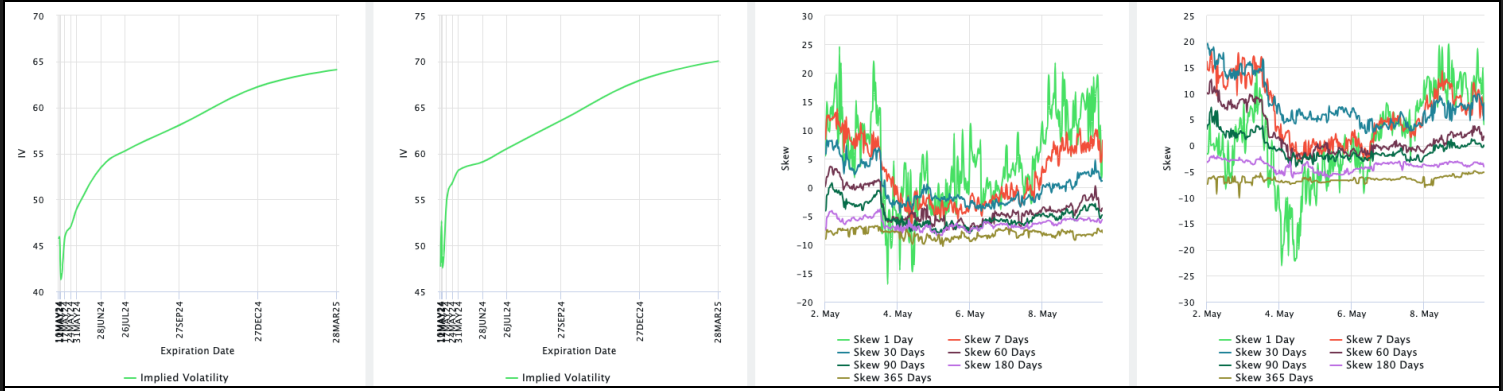
Options Volume & Put/Call Ratio (BTC LHS ; ETH RHS), 1d

ATM Implied Volatility (BTC LHS ; ETH RHS)



ATM Implied Vol Term Structure (BTC LHS ; ETH RHS)

25 Delta Skew (BTC LHS ; ETH RHS)





May 9, 2024

About GSR

GSR has over a decade of extensive experience in the crypto market, serving as a trusted liquidity provider and active, multi-stage investor. Our suite of services includes OTC Trading, Derivatives, and Market Making. GSR is actively involved in every major sector of the digital asset ecosystem, working with token issuers, institutional investors, miners, and leading trading venues.

For more information or if we can help with anything, please see gsr.io or contact us at gsr@gsr.io.

Follow GSR for more content: [Twitter](#) [Telegram](#) [LinkedIn](#)

Authors

Brian Rudick, Senior Strategist [Twitter](#) [Telegram](#)

Required Disclosures

This material is provided by GSR (the "Firm") solely for informational purposes, is intended only for sophisticated, institutional investors and does not constitute an offer or commitment, a solicitation of an offer or commitment, or any advice or recommendation, to enter into or conclude any transaction (whether on the terms shown or otherwise), or to provide investment services in any state or country where such an offer or solicitation or provision would be illegal. The Firm is not and does not act as an advisor or fiduciary in providing this material. GSR is not authorised or regulated in the UK by the Financial Conduct Authority. The protections provided by the UK regulatory system will not be available to you. Specifically, information provided herein is intended for institutional persons only and is not suitable for retail persons in the United Kingdom, and no solicitation or recommendation is being made to you in regards to any products or services.

This material is not a research report, and not subject to any of the independence and disclosure standards applicable to research reports prepared pursuant to FINRA or CFTC research rules. This material is not independent of the Firm's proprietary interests, which may conflict with the interests of any counterparty of the Firm. The Firm trades instruments discussed in this material for its own account, may trade contrary to the views expressed in this material, and may have positions in other related instruments.

Information contained herein is based on sources considered to be reliable, but is not guaranteed to be accurate or complete. Any opinions or estimates expressed herein reflect a judgment made by the author(s) as of the date of publication, and are subject to change without notice. Trading and investing in digital assets involves significant risks including price volatility and illiquidity and may not be suitable for all investors. The Firm is not liable whatsoever for any direct or consequential loss arising from the use of this material. Copyright of this material belongs to GSR. Neither this material nor any copy thereof may be taken, reproduced or redistributed, directly or indirectly, without prior written permission of GSR

Notes & Sources

All options data is based on Deribit and derivatives graphics are from Laevidas. Market returns are based on price returns for the following ETFs: VOO, QQQ, EWU, EWG, EWJ, and EWH. Onchain volumes are not considered and thus certain token volumes may be understated (e.g., stETH).

CoinGecko	Santiment	DefiLlama	CoinMarketCap	Laevidas
L2Beat	Google Finance	TradingView	Deribit	WorldCoinIndex
Cryptorank	Investing.com	NFT Price Floor	CryptoSlate	