





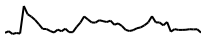






Crypto Leaderboard

Rank	Name	Ticker	Price	24h	7d	30d	24h Vol \$m	MC \$m	1-Year Chart
1	Bitcoin	BTC	\$66,790	-4%	-5%	9%	35,434	1,317,990	
2	Ethereum	ETH	\$3,514	-5%	-8%	20%	16,422	421,781	
3	Tether	USDT	\$1.00	0%	0%	0%	49,617	112,338	
4	BNB	BNB	\$609	-6%	-11%	3%	2,464	93,694	
5	Solana	SOL	\$152	-6%	-12%	6%	2,718	69,964	
6	Lido stETH	STETH	\$3,512	-4%	-8%	20%	129	33,302	
7	USD Coin	USDC	\$1.00	0%	0%	0%	7,534	31,954	
8	XRP Ledger	XRP	\$0.48	-4%	-8%	-3%	1,249	26,770	
9	Dogecoin	DOGE	\$0.14	-5%	-14%	-2%	1,035	20,054	
10	Toncoin	TON	\$6.88	-4%	-6%	-1%	344	16,695	

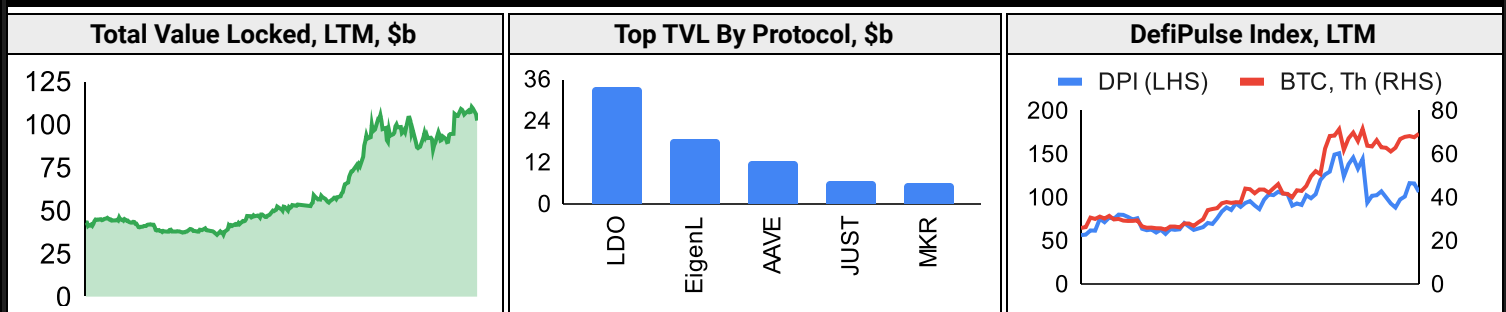
Top & Bottom Performers - Top 100 Tokens

24h		7 Days		30 Days		90 Days		365 Days	
BONK	1%	XMR	8%	JASMY	100%	JASMY	73%	BONK	9507%
LEO	1%	INJ	7%	PEPE	38%	TON	59%	PEPE	1236%
USDE	0%	TRX	2%	KAS	31%	PEPE	34%	JASMY	934%
TRX	0%	USDC	0%	XMR	30%	BGB	26%	SOL	900%
RNDR	-10%	FTM	-22%	HBAR	-21%	RUNE	-53%	XRP	-8%
WLD	-11%	FET	-23%	AKT	-24%	BSV	-55%	STRK	-13%
W	-14%	GALA	-24%	FET	-25%	ARB	-56%	ATOM	-14%
NOT	-15%	AR	-27%	RNDR	-25%	DYDX	-57%	QNT	-17%

Category Performance

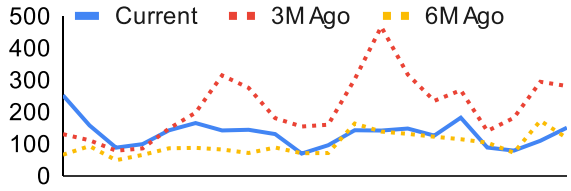
Category	7d	30d	90d	180d	365d	Ecosystem	7d	30d	90d	180d	365d
Lending	-5%	16%	37%	83%	262%	Avalanche	-14%	1%	-38%	16%	104%
Meme	-8%	15%	-28%	143%	291%	BSC	-15%	1%	-18%	42%	122%
Currency	-11%	-5%	-27%	12%	89%	Ethereum	-16%	0%	-43%	-12%	53%
IoT/Data/Comp.	-15%	-6%	-41%	24%	141%	Polygon	-15%	-1%	-31%	19%	90%
DEX	-16%	-7%	-45%	-8%	124%	Tron	0%	-7%	-23%	24%	81%
CEXs	-6%	-7%	-25%	10%	62%	Polkadot	-17%	-9%	-38%	18%	87%
Smart Contract	-14%	-10%	-38%	14%	126%	Cosmos	-13%	-14%	-39%	22%	234%
Scaling	-15%	-13%	-49%	15%	61%	Solana	-17%	-14%	-45%	4%	212%
Gaming/Entertai	-22%	-14%	-52%	-17%	17%						
Other DeFi	-17%	-14%	-45%	-12%	67%						
Privacy	-24%	-17%	-43%	-21%	0%						

DeFi

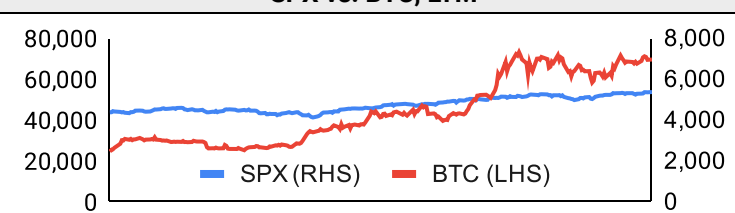


Trading Volume

Aggregate Volumes by Product, \$b					Top Derivatives Exchanges, \$m and bps					Top Spot Exchanges, \$m		
Product	1d	7d	30d	O/I	Exchange	1d Vol	O/I	Mkr	Tkr	Exchange	Score	1d Vol
Spot	44	223	1,010	n/a	Binance	62,717	20,542	2.0	4.0	Binance	9.9	20,331
Perpetuals	1,600	11,380	50,130	571	Bybit	21,987	13,174	2.0	5.5	Coinbase	8.2	2,600
Futures	1	2	9	2	OKX	24,491	6,899	2.0	5.0	OKX	7.8	3,062
Options	2	12	57	n/a	Bitget	18,334	10,555	2.0	6.0	Bybit	7.6	5,414

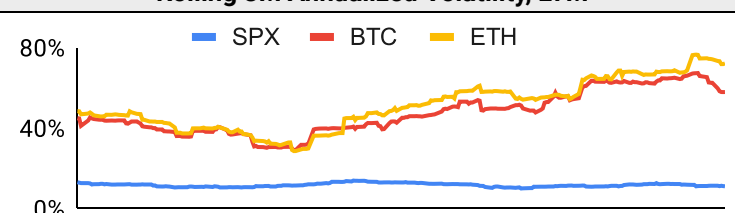
Daily Spot Volume, Top 100 Tokens Last 20d, \$b				Top Volume, 1d, \$m		Top Volume, %20d Avg		Low Volume, %20d Avg	
				USDT	66,390	AKT	326%	STRK	44%
				BTC	33,953	BTT	299%	BONK	58%
				ETH	16,407	FLR	224%	PEPE	63%
				FDUSD	7,753	INJ	204%	GALA	68%
				USDC	6,241	ICP	203%	ETC	70%

Traditional Finance

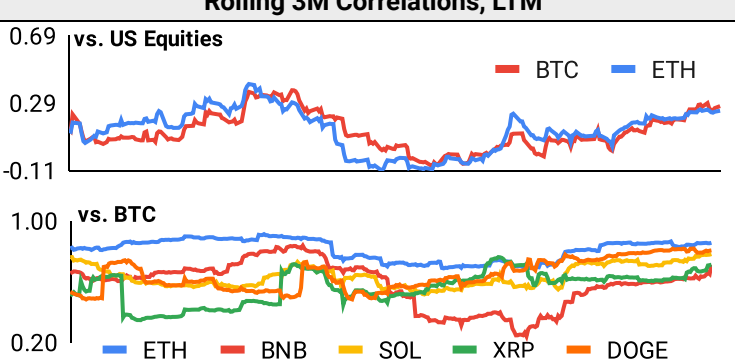
Global Equity Markets							SPX vs. BTC, LTM				
	US	USGrwth	UK	Germany	Japan	HK					
1D	0%	0%	0%	0%	1%	1%					
7D	1%	3%	-1%	-1%	0%	0%					
90D	4%	5%	7%	1%	-1%	-1%					
365D	27%	32%	15%	15%	13%	-13%					

10-Year Treasury Yields							Commodities & FX					
	US	Brazil	UK	Germany	Japan	HK	Last	WTI	Gas	Gold	USD/EUR	USD/JPY
Last	4.45%	12.01%	4.31%	2.62%	1.00%	3.70%	Last	77.6	3.05	2,332	0.93	157.4
1d Chg	-0.02	-0.04	-0.02	-0.05	-0.02	-0.06	1d % Chg	-0.2%	5.1%	0.2%	0.4%	0.2%

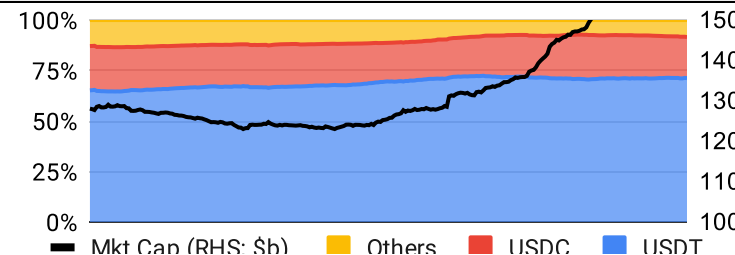
Volatility

Annualized Volatility							Rolling 3M Annualized Volatility, LTM			
	BTC	ETH	BNB	SOL	XRP	DOGE				
30D	48%	79%	57%	74%	36%	75%				
90D	58%	74%	60%	91%	59%	110%				
180D	55%	64%	65%	91%	61%	105%				
365D	48%	54%	53%	91%	92%	83%				

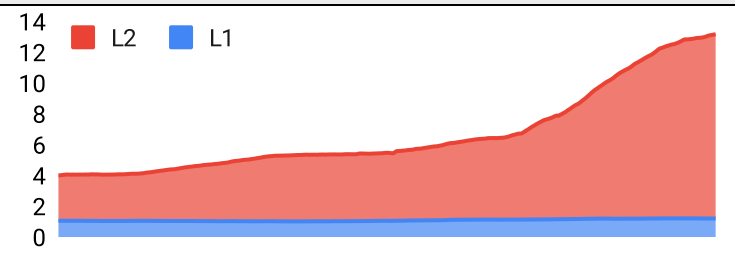
Correlations

Intra-Crypto Correlations, LTM							Rolling 3M Correlations, LTM				
	BTC	ETH	BNB	SOL	XRP	DOGE					
BTC											
ETH	0.79										
BNB	0.54	0.53									
SOL	0.63	0.57	0.41								
XRP	0.43	0.47	0.31	0.44							
DOGE	0.70	0.63	0.42	0.49	0.42						

Stablecoins

Stablecoin Market Size and Volume, \$m					Stablecoin Dominance (LHS) & Market Cap \$b (RHS), LTM	
Ticker	Price	1d Vol	20d Avg Vol	Market Cap		
USDT	1.00	66,390	60,645	112,434		
USDC	1.00	6,241	5,512	32,045		
DAI	1.00	245	307	5,348		
USDe	1.00	126	156	3,396		
USDD	1.00	15	7	731		
FRAX	1.00	37	39	648		
						— Mkt Cap (RHS: \$b) ■ Others ■ USDC ■ USDT

Ethereum Mainnet & Layer 2s

Mainnet & Layer 2 Transactions (m/day) and L2 TVL (\$m)					Transactions (m/day), Rolling 90-Day Average, LTM	
Network	1d	30d Avg	TVL	Tech Type		
Base	2.8	2.2		Optimistic Rollup		
Arbitrum One	1.7	2.1		Optimistic Rollup		
Ethereum	1.2	1.1	-	mainnet		
Linea	0.4	0.7		ZK Rollup		
Blast	0.9	0.7		Optimistic Rollup		
ZKsync Era	0.5	0.7		ZK Rollup		
Apex	0.8	0.6		Validium		
OP Mainnet	0.5	0.5		Optimistic Rollup		
Scroll	0.3	0.3		ZK Rollup		
Mantle	0.6	0.3		Optimium		

Layer 2 Token Performance & Market Cap (\$b)					
	MATIC	IMX	STX	MNT	ARB
24h Return	-3%	-7%	-3%	-4%	-3%
Market Cap	6.2	3.7	3.2	2.9	1.2

NFTs and DAOs

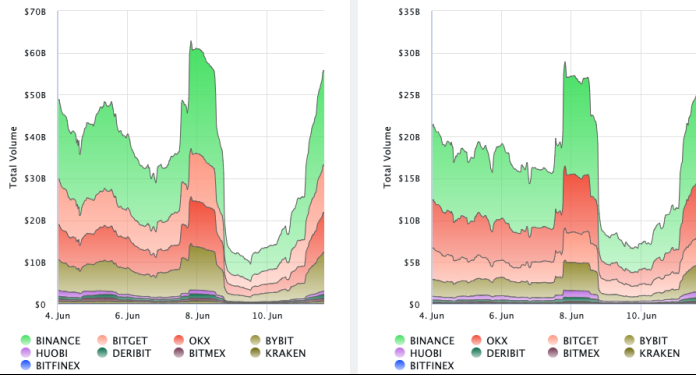
NFT Collection Stats (\$; Volume, MC in \$m)						DAO Treasury Amount (\$m) and Composition					
Collection	Floor	% Listed	3M Ret.	3M Vol	Market Cap	DAO	Treasury	Stables	BTC/ETH	Own Tokens	Other
CryptoPunks	102.8k	12%	-41%	88	1,000	Uniswap	3,712	0%	0%	100%	0%
Bored Ape Yacht C	41.3k	3%	-9%	240	413	Mantle	3,579	2%	23%	74%	1%
Pudgy Penguins	36.4k	3%	-10%	162	324	Arbitrum	3,019	0%	2%	98%	0%
Autoglyphs	491.4k	1%	-38%	1	252	Optimism	1,626	0%	0%	100%	0%
NodeMonkes	14.9k	15%	-55%	78	149	ENS	1,520	0%	0%	90%	10%
Milady Maker	14.2k	5%	0%	90	142	Ethereum	1,092	0%	100%	0%	0%
Chromie Squiggle	14k	2%	-30%	5	140	Golem	966	0%	94%	6%	0%
Azuki	13.3k	2%	0%	86	133	Gnosis	620	6%	26%	52%	17%
Mutant Ape Yacht	6.6k	4%	-14%	132	129	Merit Circle	441	5%	2%	88%	5%
Mocaverse	14.1k	1%	0%	24	125	YGG	382	3%	1%	96%	0%

Crypto News

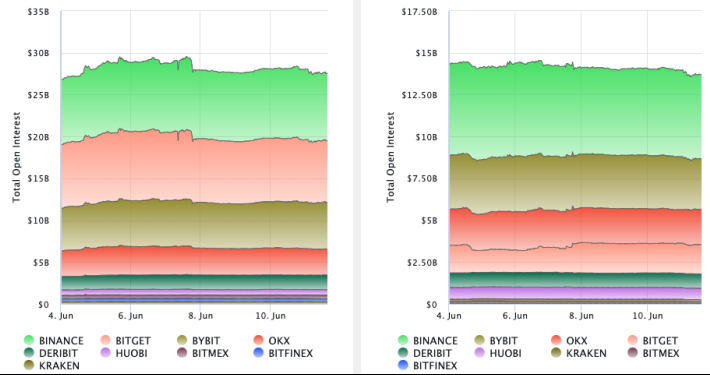
- [Bitcoin dips as ETFs break 19-day green streak, rumble over US inflation - Cointelegraph](#)
- [Bitcoin ETFs See \\$65M Net Outflows on Monday, Breaking 19-Day Record Streak - CoinDesk](#)
- [Metaplanet rallies 10% as it scoops Bitcoin for 3rd time in 2 months - Cointelegraph](#)
- [StarkWare's plans add momentum to Bitcoin upgrade - Blockworks](#)
- [Bitfarms plays defense as rival Riot still eyes takeover - Blockworks](#)
- [Bitcoin ETF snapshot: \\$2B of inflows, but BTC price stuck - Blockworks](#)
- [Tether Expects to Invest Over \\$1B in Deals in the Next Year: Bloomberg - CoinDesk](#)
- [Polygon Creates New Grants Program, 1B POL Unlocked Over 10 Years - CoinDesk](#)
- [What Do the EU Election Results Mean for Digital Assets? - CoinDesk](#)

Crypto Futures

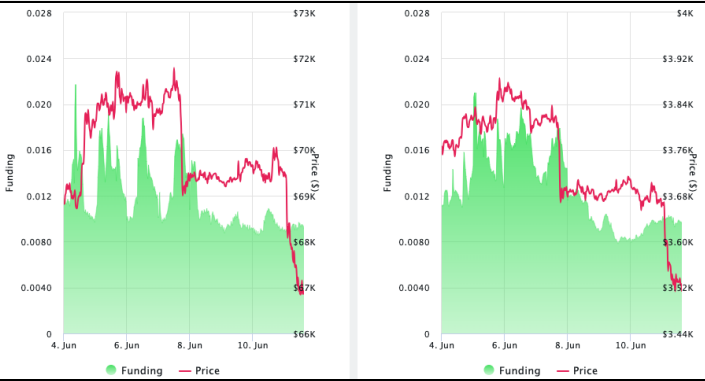
Futures Volume (BTC LHS ; ETH RHS), 1d



Futures Open Interest (BTC LHS ; ETH RHS)



OI Weighted Funding Rate (BTC LHS ; ETH RHS), 1d

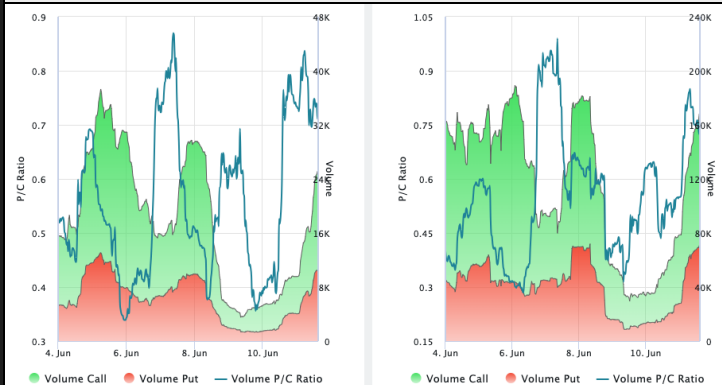


Liquidations (BTC LHS ; ETH RHS), 1d

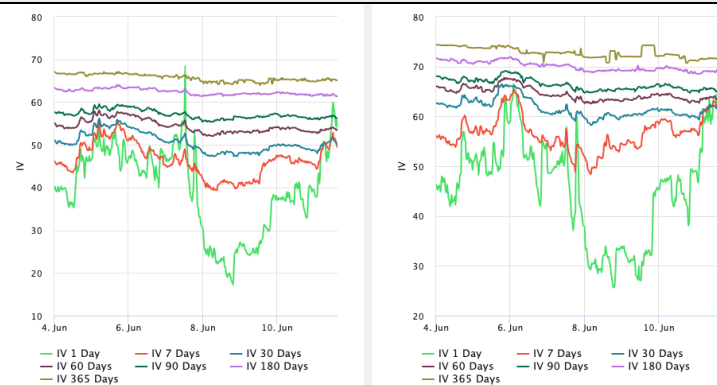


Crypto Options

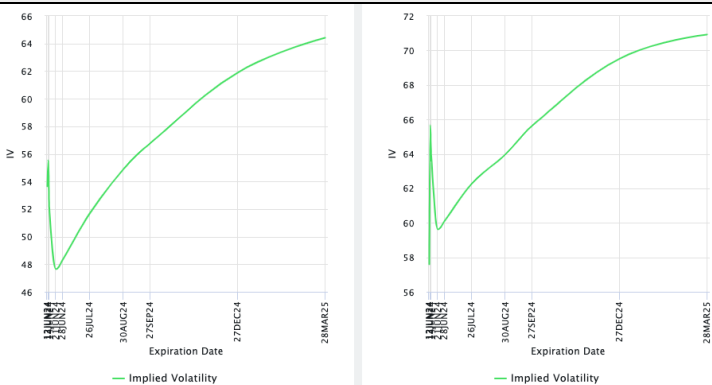
Options Volume & Put/Call Ratio (BTC LHS ; ETH RHS), 1d



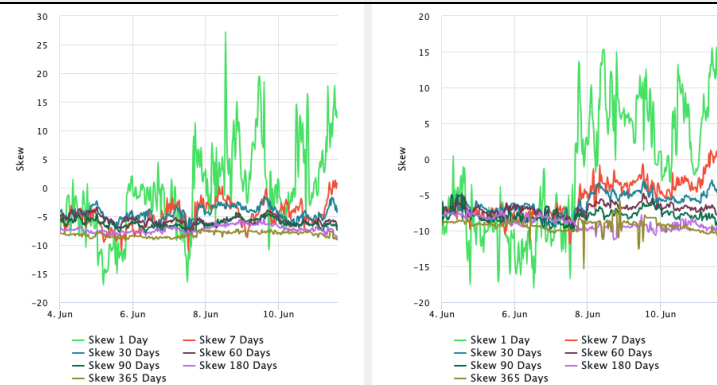
ATM Implied Volatility (BTC LHS ; ETH RHS)



ATM Implied Vol Term Structure (BTC LHS ; ETH RHS)



25 Delta Skew (BTC LHS ; ETH RHS)





June 11, 2024

About GSR

GSR has over a decade of extensive experience in the crypto market, serving as a trusted liquidity provider and active, multi-stage investor. Our suite of services includes OTC Trading, Derivatives, and Market Making. GSR is actively involved in every major sector of the digital asset ecosystem, working with token issuers, institutional investors, miners, and leading trading venues.

For more information or if we can help with anything, please see gsr.io or contact us at gsr@gsr.io.

Follow GSR for more content: [Twitter](#) [Telegram](#) [LinkedIn](#)

Authors

Brian Rudick, Senior Strategist [Twitter](#) [Telegram](#)

Required Disclosures

This material is provided by GSR (the "Firm") solely for informational purposes, is intended only for sophisticated, institutional investors and does not constitute an offer or commitment, a solicitation of an offer or commitment, or any advice or recommendation, to enter into or conclude any transaction (whether on the terms shown or otherwise), or to provide investment services in any state or country where such an offer or solicitation or provision would be illegal. The Firm is not and does not act as an advisor or fiduciary in providing this material. GSR is not authorised or regulated in the UK by the Financial Conduct Authority. The protections provided by the UK regulatory system will not be available to you. Specifically, information provided herein is intended for institutional persons only and is not suitable for retail persons in the United Kingdom, and no solicitation or recommendation is being made to you in regards to any products or services.

This material is not a research report, and not subject to any of the independence and disclosure standards applicable to research reports prepared pursuant to FINRA or CFTC research rules. This material is not independent of the Firm's proprietary interests, which may conflict with the interests of any counterparty of the Firm. The Firm trades instruments discussed in this material for its own account, may trade contrary to the views expressed in this material, and may have positions in other related instruments.

Information contained herein is based on sources considered to be reliable, but is not guaranteed to be accurate or complete. Any opinions or estimates expressed herein reflect a judgment made by the author(s) as of the date of publication, and are subject to change without notice. Trading and investing in digital assets involves significant risks including price volatility and illiquidity and may not be suitable for all investors. The Firm is not liable whatsoever for any direct or consequential loss arising from the use of this material. Copyright of this material belongs to GSR. Neither this material nor any copy thereof may be taken, reproduced or redistributed, directly or indirectly, without prior written permission of GSR

Notes & Sources

All options data is based on Deribit and derivatives graphics are from Laevidas. Market returns are based on price returns for the following ETFs: VOO, QQQ, EWU, EWG, EWJ, and EWH. Onchain volumes are not considered and thus certain token volumes may be understated (e.g., stETH).

CoinGecko	Santiment	DefiLlama	CoinMarketCap	Laevidas
L2Beat	Google Finance	TradingView	Deribit	WorldCoinIndex
Cryptorank	Investing.com	NFT Price Floor	CryptoSlate	