











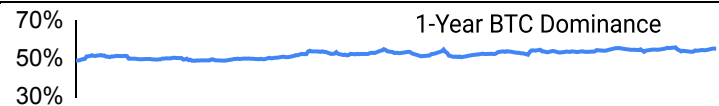
Crypto Leaderboard

Rank	Name	Ticker	Price	24h	7d	30d	24h Vol \$m	MC \$m	1-Year Chart
1	Bitcoin	BTC	\$69,489	4%	-2%	10%	27,104	1,369,726	
2	Ethereum	ETH	\$3,622	3%	-6%	23%	17,497	435,913	
3	Tether	USDT	\$1.00	0%	0%	0%	44,308	112,938	
4	BNB	BNB	\$629	4%	-10%	6%	1,572	96,704	
5	Solana	SOL	\$160	6%	-8%	9%	3,060	73,772	
6	Lido stETH	STETH	\$3,620	3%	-6%	23%	94	34,462	
7	USD Coin	USDC	\$1.00	0%	0%	0%	6,944	32,379	
8	XRP Ledger	XRP	\$0.49	3%	-6%	-2%	1,183	27,405	
9	Dogecoin	DOGE	\$0.15	5%	-11%	-2%	1,212	21,073	
10	Toncoin	TON	\$7.23	7%	1%	3%	351	17,579	

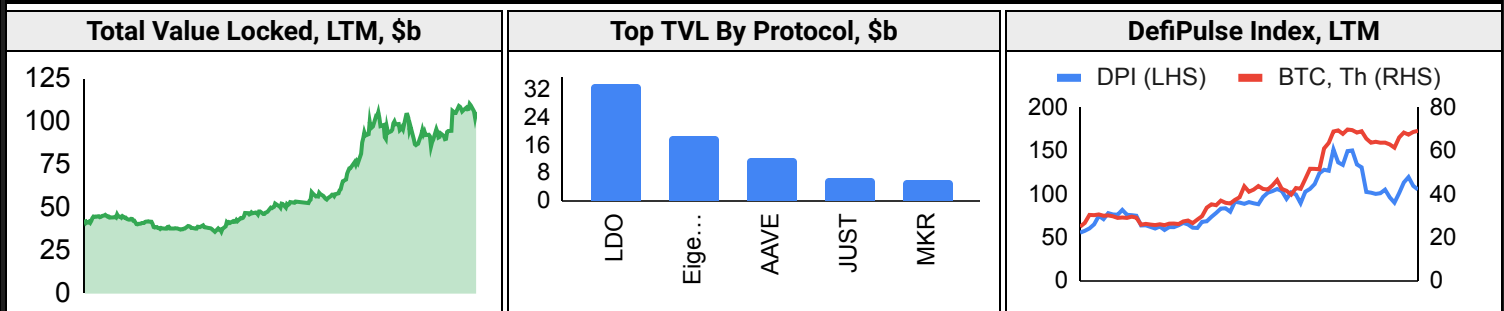
Top & Bottom Performers - Top 100 Tokens

24h		7 Days		30 Days		90 Days		365 Days	
NOT	20%	INJ	20%	JASMY	102%	JASMY	88%	BONK	10263%
INJ	17%	XMR	9%	KAS	51%	TON	80%	PEPE	1390%
RNDR	14%	KCS	5%	UNI	44%	PEPE	37%	SOL	966%
ONDO	14%	TRX	2%	INJ	42%	BGB	31%	KAS	960%
USDC	0%	FTM	-18%	CRO	-14%	RUNE	-50%	XRP	-5%
USDT	0%	AR	-20%	STRK	-15%	ARB	-51%	STRK	-9%
TRX	0%	FET	-20%	RNDR	-18%	EGLD	-53%	ATOM	-10%
WBT	0%	GALA	-22%	FET	-19%	DYDX	-54%	QNT	-13%

Category Performance

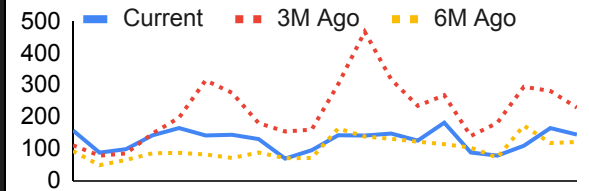
Category	7d	30d	90d	180d	365d	Ecosystem	7d	30d	90d	180d	365d
Lending	-13%	20%	42%	90%	268%	Solana	-12%	23%	-22%	25%	241%
Meme	-10%	10%	-28%	158%	285%	BSC	-9%	11%	-8%	60%	142%
Other DeFi	-5%	6%	-29%	15%	101%	Avalanche	-11%	8%	-33%	28%	113%
IoT/Data/Comp.	-12%	0%	-37%	31%	154%	Polygon	-11%	6%	-25%	31%	103%
Privacy	-11%	-1%	-28%	2%	28%	Ethereum	-13%	6%	-38%	-3%	60%
DEX	-14%	-1%	-43%	-2%	134%	Polkadot	-13%	-3%	-32%	34%	99%
Currency	-9%	-2%	-22%	21%	96%	Tron	0%	-6%	-21%	28%	81%
Gaming/Entertai	-15%	-2%	-44%	0%	118%	Cosmos	-10%	-7%	-34%	37%	247%
CEXs	-5%	-3%	-20%	15%	66%						
Smart Contract	-11%	-7%	-35%	23%	135%						
Scaling	-14%	-9%	-45%	24%	66%						

DeFi

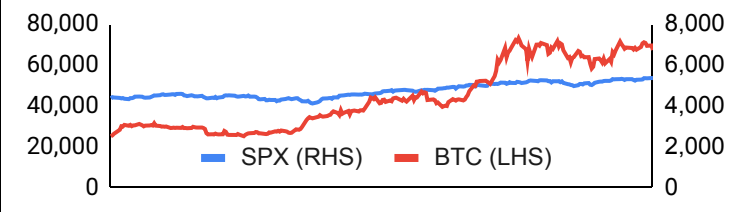


Trading Volume

Aggregate Volumes by Product, \$b					Top Derivatives Exchanges, \$m and bps					Top Spot Exchanges, \$m		
Product	1d	7d	30d	O/I	Exchange	1d Vol	O/I	Mkr	Tkr	Exchange	Score	1d Vol
Spot	43	224	1,060	n/a	Binance	62,369	20,761	2.0	4.0	Binance	9.9	19,478
Perpetuals	2,430	11,420	52,840	760	Bybit	21,647	13,529	2.0	5.5	Coinbase	8.2	2,705
Futures	0	2	9	2	OKX	26,012	6,743	2.0	5.0	OKX	7.8	3,073
Options	3	12	60	n/a	Bitget	18,347	10,715	2.0	6.0	Bybit	7.6	5,353

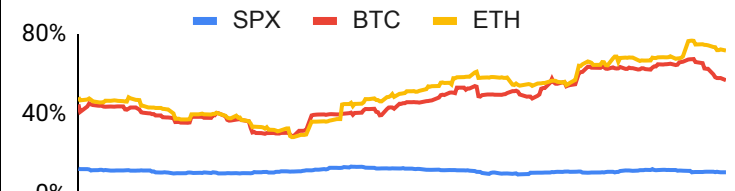
Daily Spot Volume, Top 100 Tokens Last 20d, \$b				Top Volume, 1d, \$m		Top Volume, %20d Avg		Low Volume, %20d Avg	
				USDT	64,404	RETH	316%	STRK	50%
				BTC	30,367	INJ	230%	CHZ	61%
				ETH	17,348	BTT	213%	BGB	65%
				FDUSD	6,538	KCS	209%	JASMY	69%
				USDC	5,834	MNT	187%	GALA	69%

Traditional Finance

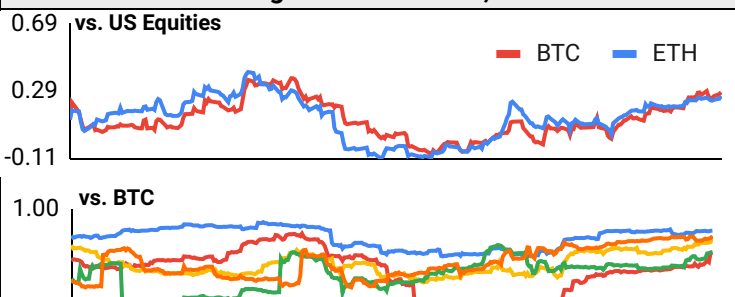
Global Equity Markets							SPX vs. BTC, LTM	
	US	USGrwth	UK	Germany	Japan	HK		
1D	0%	0%	0%	0%	0%	0%	80,000	8,000
7D	1%	2%	0%	-1%	0%	-1%	60,000	6,000
90D	4%	6%	7%	1%	0%	-1%	40,000	4,000
365D	25%	30%	15%	13%	12%	-14%	20,000	2,000

10-Year Treasury Yields							Commodities & FX					
	US	Brazil	UK	Germany	Japan	HK		WTI	Gas	Gold	USD/EUR	USD/JPY
Last	4.28%	11.94%	4.19%	2.54%	0.97%	3.69%	Last	79.1	3.06	2,346	0.92	156.0
1d Chg	-0.13	-0.04	-0.08	-0.09	-0.02	-0.06	1d % Chg	1.5%	-2.2%	0.8%	-0.8%	-0.7%

Volatility

Annualized Volatility							Rolling 3M Annualized Volatility, LTM		
	BTC	ETH	BNB	SOL	XRP	DOGE			
30D	48%	80%	60%	78%	38%	75%	80%		
90D	58%	74%	60%	91%	59%	111%	40%		
180D	55%	64%	65%	91%	61%	105%	0%		
365D	48%	54%	53%	91%	92%	83%			

Correlations

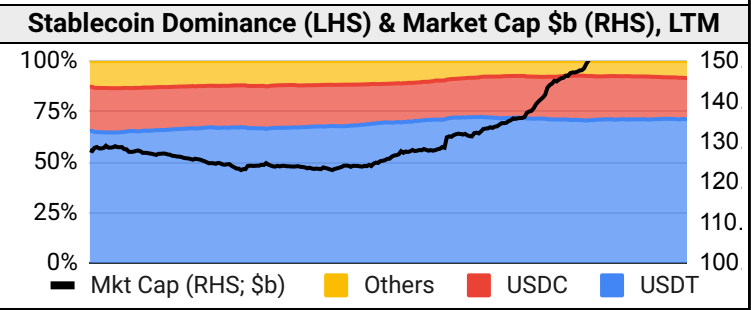
Intra-Crypto Correlations, LTM							Rolling 3M Correlations, LTM	
	BTC	ETH	BNB	SOL	XRP	DOGE		
BTC							0.69	vs. US Equities
ETH	0.79						0.29	
BNB	0.55	0.53					-0.11	
SOL	0.64	0.57	0.42				1.00	vs. BTC
XRP	0.43	0.47	0.32	0.44				



June 12, 2024

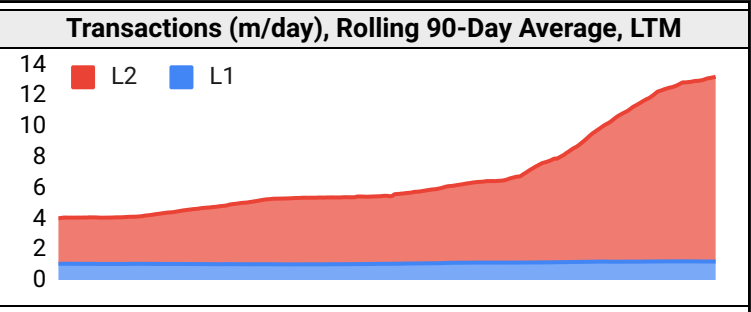
Stablecoins

Stablecoin Market Size and Volume, \$m				
Ticker	Price	1d Vol	20d Avg Vol	Market Cap
USDT	1.00	64,404	58,770	112,471
USDC	1.00	5,834	5,292	32,292
DAI	1.00	311	303	5,348
USDe	1.00	104	152	3,398
USDD	1.00	10	7	731
FRAX	1.00	30	39	648



Ethereum Mainnet & Layer 2s

Mainnet & Layer 2 Transactions (m/day) and L2 TVL (\$m)				
Network	1d	30d Avg	TVL	Tech Type
Base	2.9	2.2		Optimistic Rollup
Arbitrum One	2.3	2.2		Optimistic Rollup
Ethereum	1.2	1.2	-	mainnet
Degen Chain	0.1	1.0		
Linea	0.4	0.7		ZK Rollup
Blast	0.8	0.7		Optimistic Rollup
Apex	0.9	0.7		Validium
ZKsync Era	0.8	0.7		ZK Rollup
OP Mainnet	0.5	0.5		Optimistic Rollup
Mantle	0.6	0.3		Optimium



Layer 2 Token Performance & Market Cap (\$b)					
	MATIC	IMX	STX	MNT	ARB
24h Return	+2.57%	+6.24%	+11.91	+2.85%	+5.73%
Market Cap	6.3	3.9	3.5	3.0	1.3

NFTs and DAOs

NFT Collection Stats (\$; Volume, MC in \$m)					
Collection	Floor	% Listed	3M Ret.	3M Vol	Market Cap
CryptoPunks	104.5k	12%	-40%	88	1,000
Bored Ape Yacht C	41.7k	3%	-13%	232	418
Pudgy Penguins	38.7k	3%	0%	159	345
Autoglyphs	505.5k	1%	-38%	1	259
Milady Maker	15.3k	5%	0%	91	154
NodeMonkes	15k	15%	-59%	77	150
Azuki	13.8k	2%	0%	85	138
Chromie Squiggle	13.7k	2%	-31%	5	137
Mocaverse	14.9k	1%	1%	24	133
Mutant Ape Yacht	6.7k	4%	-16%	130	132

DAO Treasury Amount (\$m) and Composition					
DAO	Treasury	Stables	BTC/ETH	Own Tokens	Other
Uniswap	3,872	0%	0%	100%	0%
Mantle	3,581	2%	23%	74%	1%
Arbitrum	3,057	0%	1%	99%	0%
Optimism	1,634	0%	0%	100%	0%
ENS	1,513	0%	0%	90%	10%
Ethereum	1,094	0%	100%	0%	0%
Golem	970	0%	94%	6%	0%
Gnosis	612	6%	26%	51%	17%
Merit Circle	469	5%	2%	89%	4%
YGG	386	3%	1%	96%	0%

Crypto News

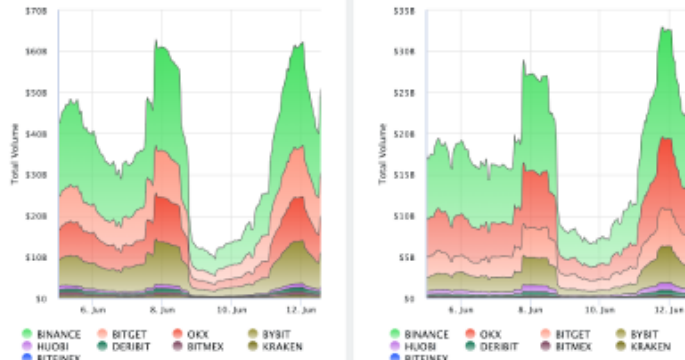
- [U.S. CPI Was Flat in May, Beating Expectations; Bitcoin Rises to \\$69.2K - CoinDesk](#)
- [Bitcoin Pullback to \\$66K Triggers \\$250M in Crypto Liquidations as Traders Brace for 'Wild Wednesday' of FOMC, CPI Report - CoinDesk](#)
- [Largest Bank in Brazil Itau Unibanco Opens Cryptocurrency Trading to All Users – Exchanges Bitcoin News - Bitcoin.com News](#)
- [Donald Trump Says He Wants All Remaining Bitcoin to Be 'Made in USA' - CoinDesk](#)
- [EU agencies highlight crypto concerns — both encryption and cryptocurrency - ReadWrite](#)
- [New law grants US president power to block digital asset access - Cointelegraph](#)
- [Solana Labs launches customer loyalty platform - Blockworks](#)
- [Symbiotic aims to be the Uniswap of shared security - Blockworks](#)



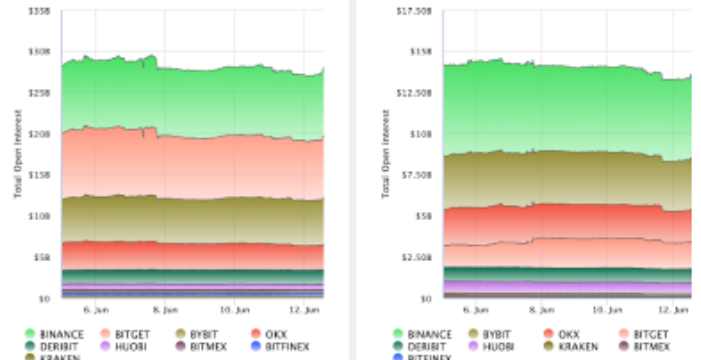
June 12, 2024

Crypto Futures

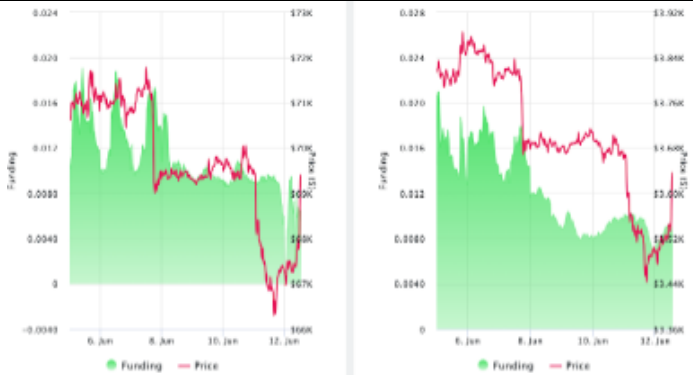
Futures Volume (BTC LHS ; ETH RHS), 1d



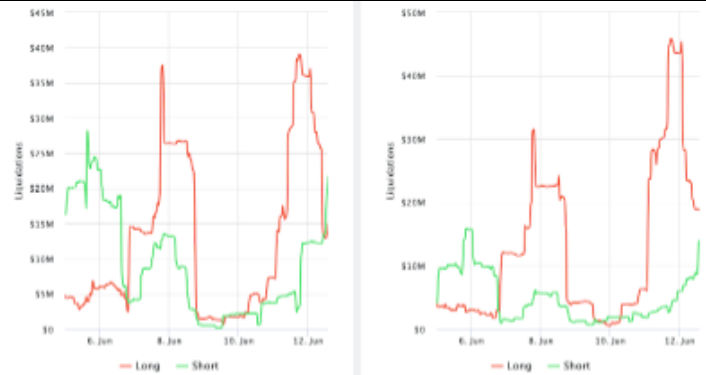
Futures Open Interest (BTC LHS ; ETH RHS)



OI Weighted Funding Rate (BTC LHS ; ETH RHS), 1d

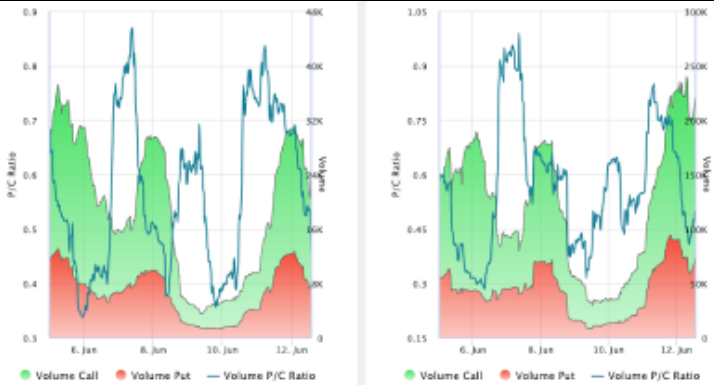


Liquidations (BTC LHS ; ETH RHS), 1d

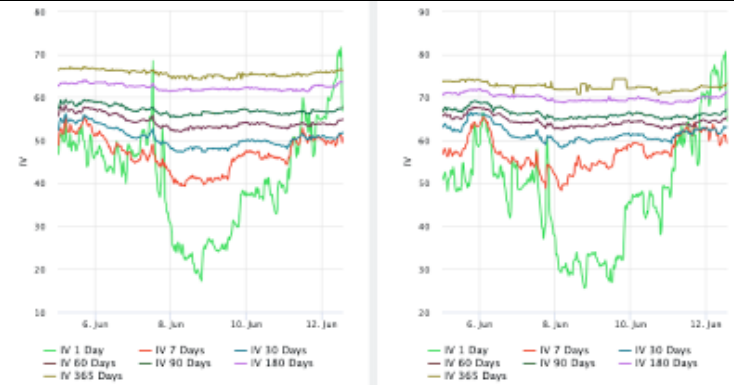


Crypto Options

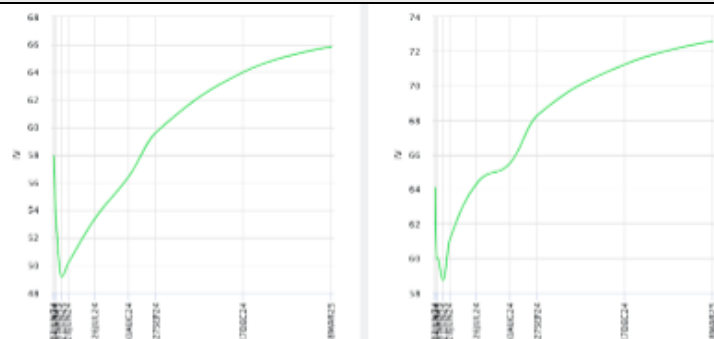
Options Volume & Put/Call Ratio (BTC LHS ; ETH RHS), 1d



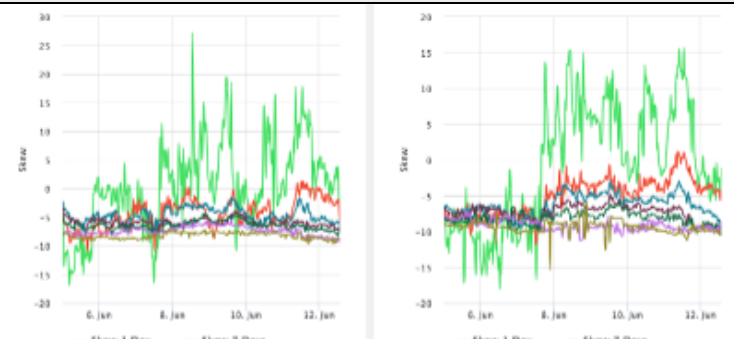
ATM Implied Volatility (BTC LHS ; ETH RHS)



ATM Implied Vol Term Structure (BTC LHS ; ETH RHS)



25 Delta Skew (BTC LHS ; ETH RHS)





June 12, 2024

About GSR

GSR has over a decade of extensive experience in the crypto market, serving as a trusted liquidity provider and active, multi-stage investor. Our suite of services includes OTC Trading, Derivatives, and Market Making. GSR is actively involved in every major sector of the digital asset ecosystem, working with token issuers, institutional investors, miners, and leading trading venues.

For more information or if we can help with anything, please see gsr.io or contact us at gsr@gsr.io.

Follow GSR for more content: [Twitter](#) [Telegram](#) [LinkedIn](#)

Authors

Brian Rudick, Senior Strategist [Twitter](#) [Telegram](#)

Required Disclosures

This material is provided by GSR (the "Firm") solely for informational purposes, is intended only for sophisticated, institutional investors and does not constitute an offer or commitment, a solicitation of an offer or commitment, or any advice or recommendation, to enter into or conclude any transaction (whether on the terms shown or otherwise), or to provide investment services in any state or country where such an offer or solicitation or provision would be illegal. The Firm is not and does not act as an advisor or fiduciary in providing this material. GSR is not authorised or regulated in the UK by the Financial Conduct Authority. The protections provided by the UK regulatory system will not be available to you. Specifically, information provided herein is intended for institutional persons only and is not suitable for retail persons in the United Kingdom, and no solicitation or recommendation is being made to you in regards to any products or services.

This material is not a research report, and not subject to any of the independence and disclosure standards applicable to research reports prepared pursuant to FINRA or CFTC research rules. This material is not independent of the Firm's proprietary interests, which may conflict with the interests of any counterparty of the Firm. The Firm trades instruments discussed in this material for its own account, may trade contrary to the views expressed in this material, and may have positions in other related instruments.

Information contained herein is based on sources considered to be reliable, but is not guaranteed to be accurate or complete. Any opinions or estimates expressed herein reflect a judgment made by the author(s) as of the date of publication, and are subject to change without notice. Trading and investing in digital assets involves significant risks including price volatility and illiquidity and may not be suitable for all investors. The Firm is not liable whatsoever for any direct or consequential loss arising from the use of this material. Copyright of this material belongs to GSR. Neither this material nor any copy thereof may be taken, reproduced or redistributed, directly or indirectly, without prior written permission of GSR

Notes & Sources

All options data is based on Deribit and derivatives graphics are from Laevidas. Market returns are based on price returns for the following ETFs: VOO, QQQ, EWU, EWG, EWJ, and EWH. Onchain volumes are not considered and thus certain token volumes may be understated (e.g., stETH).

CoinGecko	Santiment	DefiLlama	CoinMarketCap	Laevidas
L2Beat	Google Finance	TradingView	Deribit	WorldCoinIndex
Cryptorank	Investing.com	NFT Price Floor	CryptoSlate	

