





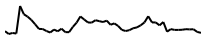






## Crypto Leaderboard

Rank	Name	Ticker	Price	24h	7d	30d	24h Vol \$m	MC \$m	1-Year Chart
1	Bitcoin	BTC	\$66,565	-2%	-6%	8%	29,931	1,312,112	
2	Ethereum	ETH	\$3,474	-2%	-9%	20%	14,097	416,982	
3	Tether	USDT	\$1.00	0%	0%	0%	40,869	112,520	
4	BNB	BNB	\$600	-3%	-16%	6%	1,204	92,338	
5	Solana	SOL	\$147	-5%	-14%	3%	2,371	67,866	
6	Lido stETH	STETH	\$3,471	-2%	-9%	21%	84	33,047	
7	USD Coin	USDC	\$1.00	0%	0%	0%	6,415	32,519	
8	XRP Ledger	XRP	\$0.48	-2%	-8%	-4%	926	26,628	
9	Dogecoin	DOGE	\$0.14	-3%	-12%	-3%	811	20,447	
10	Toncoin	TON	\$7.55	3%	0%	10%	579	18,349	

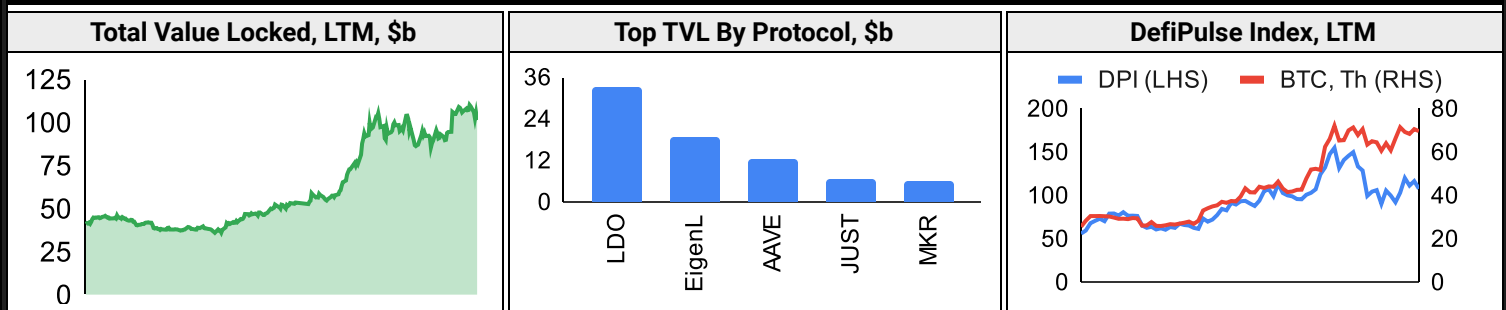
## Top & Bottom Performers - Top 100 Tokens

24h		7 Days		30 Days		90 Days		365 Days	
TON	3%	XMR	6%	JASMY	94%	TON	94%	BONK	9103%
LTC	1%	INJ	2%	KAS	48%	JASMY	77%	PEPE	1244%
XMR	1%	TRX	2%	UNI	47%	PEPE	33%	SOL	915%
ZBC	1%	KCS	0%	INJ	35%	BGB	32%	JASMY	893%
ORDI	-9%	TAO	-24%	RNDR	-17%	ARB	-50%	MATIC	-2%
BEAM	-10%	GALA	-25%	ICP	-17%	EGLD	-52%	STRK	-7%
BONK	-10%	DYDX	-25%	FET	-21%	DYDX	-56%	ATOM	-13%
AR	-14%	AR	-29%	AR	-25%	SEI	-57%	QNT	-16%

## Category Performance

Category	7d	30d	90d	180d	365d	Ecosystem	7d	30d	90d	180d	365d
Lending	-17%	18%	42%	76%	271%	BSC	-13%	8%	-9%	47%	131%
Meme	-16%	2%	-29%	110%	252%	Avalanche	-14%	5%	-34%	18%	105%
Currency	-12%	-3%	-20%	15%	93%	Polygon	-17%	3%	-25%	20%	94%
DEX	-18%	-3%	-44%	-10%	127%	Ethereum	-18%	1%	-38%	-10%	54%
CEXs	-8%	-4%	-22%	10%	62%	Polkadot	-18%	-6%	-33%	21%	90%
IoT/Data/Comp.	-17%	-4%	-37%	15%	139%	Tron	-2%	-6%	-19%	26%	83%
Other DeFi	-15%	-7%	-38%	-10%	72%	Cosmos	-15%	-10%	-34%	25%	230%
Smart Contract	-14%	-9%	-36%	10%	128%	Solana	-23%	-15%	-46%	-1%	201%
Scaling	-16%	-9%	-43%	17%	65%						
Gaming/Entertai	-25%	-12%	-48%	-16%	18%						
Privacy	-25%	-13%	-38%	-20%	-1%						

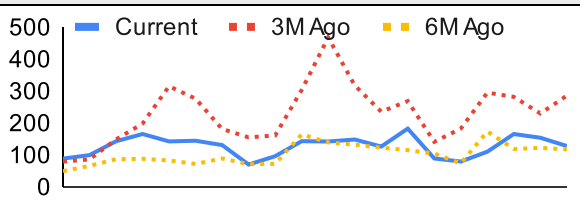
## DeFi



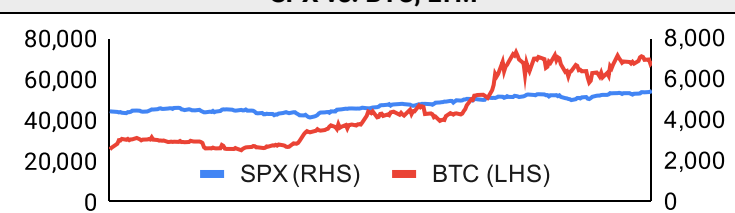
### Trading Volume

Aggregate Volumes by Product, \$b					Top Derivatives Exchanges, \$m and bps					Top Spot Exchanges, \$m		
Product	1d	7d	30d	O/I	Exchange	1d Vol	O/I	Mkr	Tkr	Exchange	Score	1d Vol
Spot	34	230	1,050	n/a	Binance	54,804	19,909	2.0	4.0	Binance	9.9	16,641
Perpetuals	1,450	9,580	51,740	697	Bybit	18,981	12,847	2.0	5.5	Coinbase	8.2	2,248
Futures	0	3	10	2	OKX	20,918	6,401	2.0	5.0	OKX	7.8	2,291
Options	2	12	59	n/a	Bitget	17,148	10,150	2.0	6.0	Bybit	7.6	4,736

Daily Spot Volume, Top 100 Tokens Last 20d, \$b				Top Volume, 1d, \$m		Top Volume, %20d Avg		Low Volume, %20d Avg	
				USDT	56,661	MNT	184%	JASMY	43%
				BTC	29,630	INJ	176%	CHZ	44%
				ETH	14,371	AR	170%	FLR	50%
				USDC	5,998	TON	162%	SHIB	54%
				FDUSD	5,967	STX	144%	BONK	54%

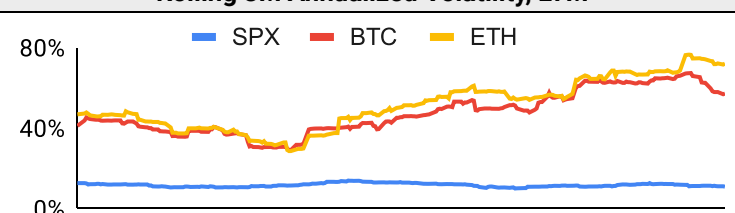
### Traditional Finance

Global Equity Markets							SPX vs. BTC, LTM	
	US	USGrwth	UK	Germany	Japan	HK		
1D	1%	1%	1%	2%	0%	0%		
7D	1%	2%	0%	-1%	-1%	-4%		
90D	5%	8%	8%	3%	0%	-1%		
365D	26%	31%	14%	13%	10%	-16%		

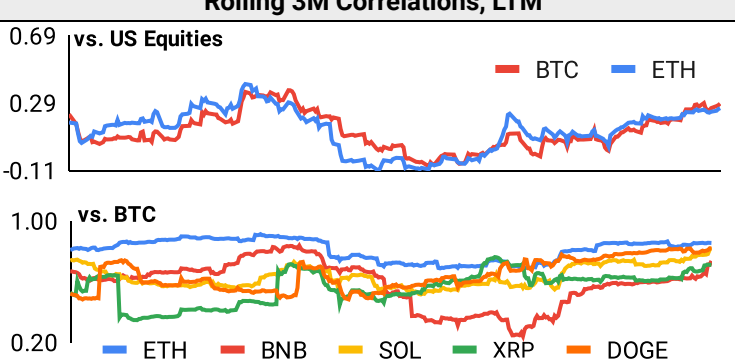
  

10-Year Treasury Yields							Commodities & FX					
	US	Brazil	UK	Germany	Japan	HK	Last	WTI	Gas	Gold	USD/EUR	USD/JPY
Last	4.24%	12.24%	4.17%	2.47%	0.96%	3.59%	Last	78.0	2.92	2,319	0.93	157.0
1d Chg	-0.05	0.08	0.04	-0.02	-0.01	-0.06	1d % Chg	-0.7%	-4.2%	-1.5%	0.6%	0.2%

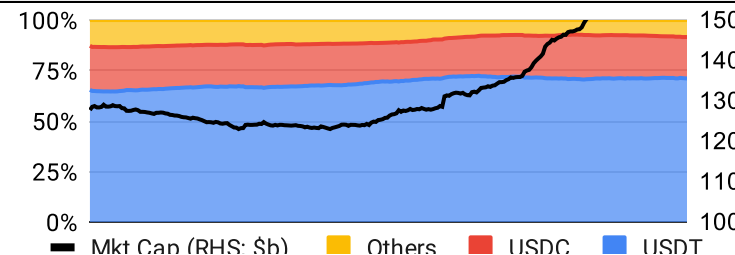
### Volatility

Annualized Volatility							Rolling 3M Annualized Volatility, LTM			
	BTC	ETH	BNB	SOL	XRP	DOGE				
30D	47%	79%	58%	78%	38%	76%				
90D	58%	73%	59%	91%	59%	110%				
180D	55%	64%	65%	91%	61%	105%				
365D	48%	54%	53%	91%	92%	83%				

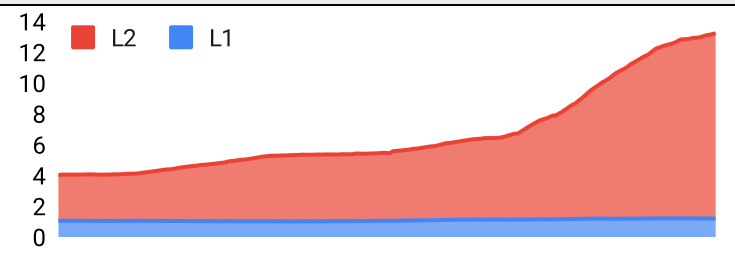
### Correlations

Intra-Crypto Correlations, LTM							Rolling 3M Correlations, LTM				
	BTC	ETH	BNB	SOL	XRP	DOGE					
BTC											
ETH	0.79										
BNB	0.55	0.53									
SOL	0.64	0.57	0.42								
XRP	0.43	0.47	0.31	0.44							
DOGE	0.70	0.63	0.43	0.50	0.42						

## Stablecoins

Stablecoin Market Size and Volume, \$m					Stablecoin Dominance (LHS) & Market Cap \$b (RHS), LTM	
Ticker	Price	1d Vol	20d Avg Vol	Market Cap		
USDT	1.00	56,661	58,331	112,529		
USDC	1.00	5,998	5,295	32,518		
DAI	1.00	290	303	5,347		
USDe	1.00	153	154	3,398		
USDD	1.00	6	7	731		
FRAX	1.00	57	41	648		

## Ethereum Mainnet & Layer 2s

Mainnet & Layer 2 Transactions (m/day) and L2 TVL (\$m)					Transactions (m/day), Rolling 90-Day Average, LTM	
Network	1d	30d Avg	TVL	Tech Type		
Base	3.1	2.3		Optimistic Rollup		
Arbitrum One	2.1	2.2		Optimistic Rollup		
Ethereum	1.2	1.2	-	mainnet		
Degen Chain	0.0	1.0				
Linea	0.5	0.7		ZK Rollup		
Proof of Play Apex	0.8	0.7				
Blast	0.9	0.7		Optimistic Rollup		
ZKsync Era	0.6	0.6		ZK Rollup		
OP Mainnet	0.6	0.5		Optimistic Rollup		
Mantle	0.6	0.3		Optimium		

Layer 2 Token Performance & Market Cap (\$b)					
	MATIC	IMX	STX	MNT	ARB
24h Return	-5%	-6%	-11%	-1%	-3%
Market Cap	6.0	3.6	3.1	2.9	1.2

## NFTs and DAOs

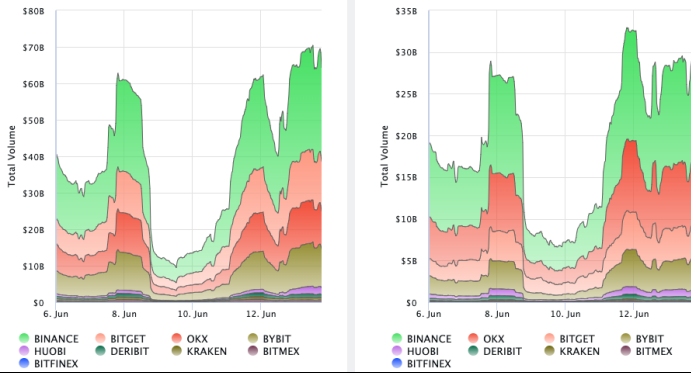
NFT Collection Stats (\$; Volume, MC in \$m)						DAO Treasury Amount (\$m) and Composition					
Collection	Floor	% Listed	3M Ret.	3M Vol	Market Cap	DAO	Treasury	Stables	BTC/ETH	Own Tokens	Other
CryptoPunks	97.3k	12%	-41%	89	973	Uniswap	4,048	0%	0%	100%	0%
Bored Ape Yacht C	38k	3%	-19%	233	380	Mantle	3,551	2%	23%	74%	1%
Pudgy Penguins	37.3k	3%	0%	153	332	Arbitrum	3,036	0%	1%	99%	0%
Autoglyphs	469.5k	1%	-40%	1	240	Optimism	1,595	0%	0%	100%	0%
Milady Maker	15.9k	5%	0%	93	159	ENS	1,515	0%	0%	91%	9%
NodeMonkes	14.1k	14%	-55%	76	141	Ethereum	1,079	0%	100%	0%	0%
Azuki	13.2k	2%	0%	85	132	Golem	952	0%	94%	6%	0%
Chromie Squiggle	13.1k	2%	-27%	5	131	Gnosis	586	6%	27%	50%	17%
Mocaverse	14.2k	1%	1%	25	126	Merit Circle	441	6%	2%	88%	4%
Mutant Ape Yacht	6.4k	4%	-15%	130	125	YGG	375	3%	1%	96%	0%

## Crypto News

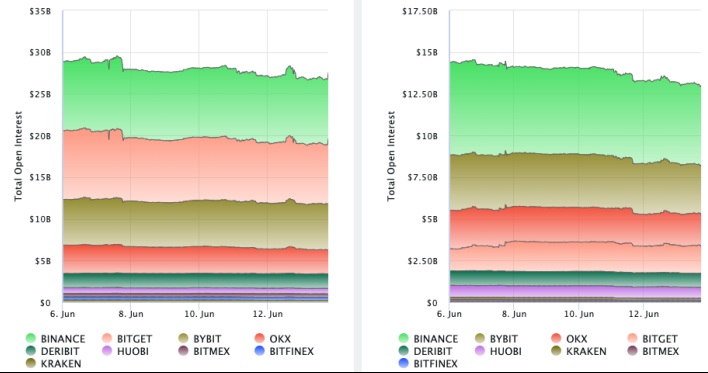
- [Bitcoin gives back gains as 'hawkish' Fed costs bulls a trip to \\$70K - Cointelegraph](#)
- [Donald Trump talks bitcoin mining and policy at Mar-a-Lago - Axios](#)
- [Biden's Nonsensical Proposed 30% Tax Would Kill Bitcoin Mining in the U.S. - CoinDesk](#)
- [Joe Biden may accept crypto campaign donations through Coinbase, following Donald Trump - Quartz](#)
- [Michael Saylor's MicroStrategy To Raise \\$500M To Buy More Bitcoin - Bitcoin Magazine](#)
- [SEC Chair Gensler skirts questions on ETH as a commodity - Blockworks](#)
- [Helio upgrades its Solana Pay plugin for Shopify - Blockworks](#)
- [Terraform agrees to pay nearly \\$4.5B in proposed judgment with SEC - Blockworks](#)
- [Solana Labs launches customer loyalty platform - Blockworks](#)

### Crypto Futures

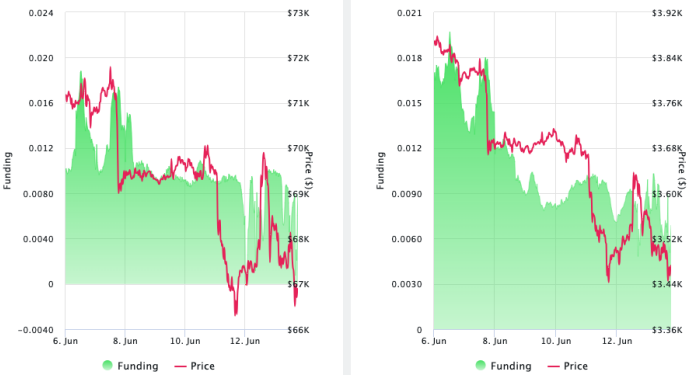
#### Futures Volume (BTC LHS ; ETH RHS), 1d



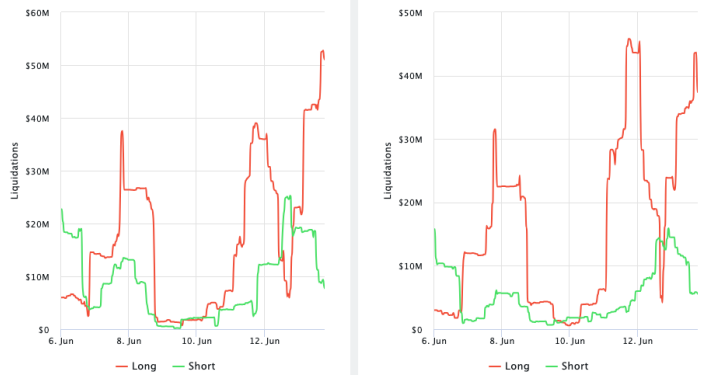
#### Futures Open Interest (BTC LHS ; ETH RHS)



#### OI Weighted Funding Rate (BTC LHS ; ETH RHS), 1d

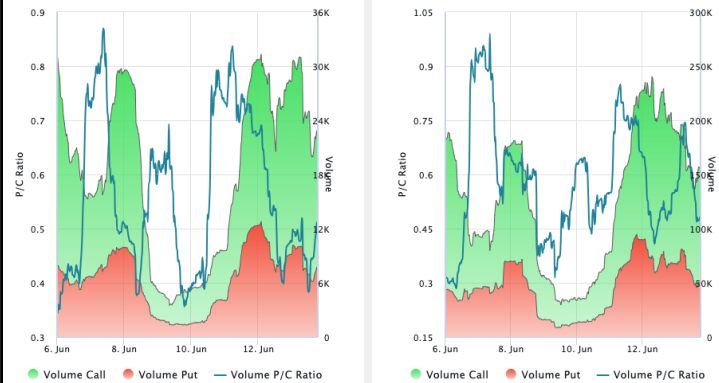


#### Liquidations (BTC LHS ; ETH RHS), 1d

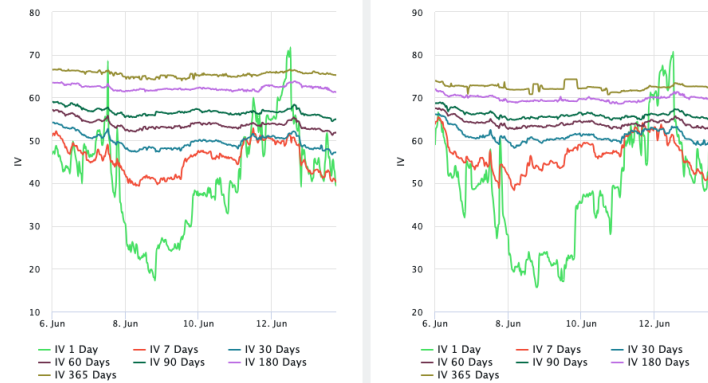


### Crypto Options

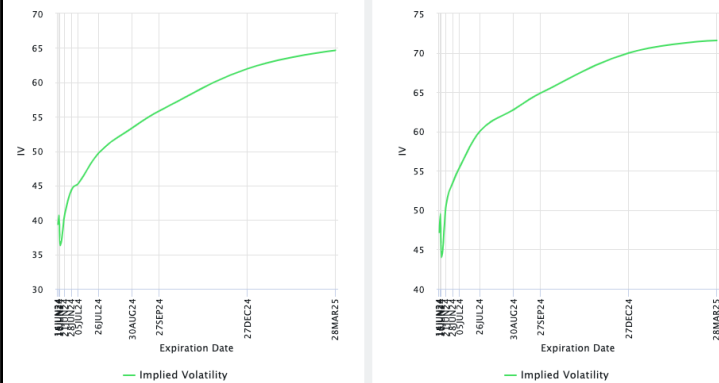
#### Options Volume & Put/Call Ratio (BTC LHS ; ETH RHS), 1d



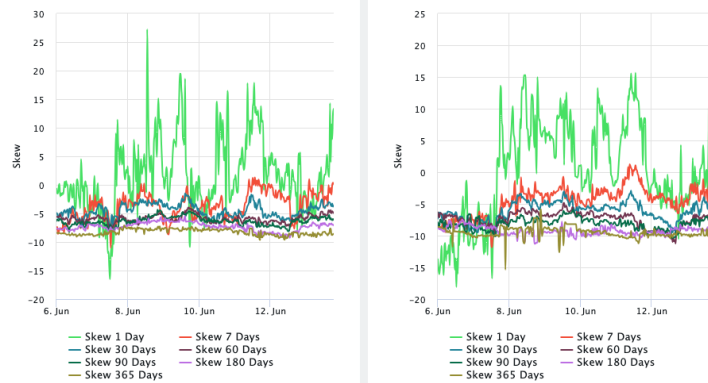
#### ATM Implied Volatility (BTC LHS ; ETH RHS)



#### ATM Implied Vol Term Structure (BTC LHS ; ETH RHS)



#### 25 Delta Skew (BTC LHS ; ETH RHS)





June 13, 2024

## About GSR

GSR has over a decade of extensive experience in the crypto market, serving as a trusted liquidity provider and active, multi-stage investor. Our suite of services includes OTC Trading, Derivatives, and Market Making. GSR is actively involved in every major sector of the digital asset ecosystem, working with token issuers, institutional investors, miners, and leading trading venues.

For more information or if we can help with anything, please see [gsr.io](https://gsr.io) or contact us at [gsr@gsr.io](mailto:gsr@gsr.io).

Follow GSR for more content: [Twitter](#) [Telegram](#) [LinkedIn](#)

## Authors

Brian Rudick, Senior Strategist [Twitter](#) [Telegram](#)

## Required Disclosures

This material is provided by GSR (the "Firm") solely for informational purposes, is intended only for sophisticated, institutional investors and does not constitute an offer or commitment, a solicitation of an offer or commitment, or any advice or recommendation, to enter into or conclude any transaction (whether on the terms shown or otherwise), or to provide investment services in any state or country where such an offer or solicitation or provision would be illegal. The Firm is not and does not act as an advisor or fiduciary in providing this material. GSR is not authorized or regulated in the UK by the Financial Conduct Authority. The protections provided by the UK regulatory system will not be available to you. Specifically, information provided herein is intended for institutional persons only and is not suitable for retail persons in the United Kingdom, and no solicitation or recommendation is being made to you in regards to any products or services.

This material is not a research report, and not subject to any of the independence and disclosure standards applicable to research reports prepared pursuant to FINRA or CFTC research rules. This material is not independent of the Firm's proprietary interests, which may conflict with the interests of any counterparty of the Firm. The Firm trades instruments discussed in this material for its own account, may trade contrary to the views expressed in this material, and may have positions in other related instruments.

Information contained herein is based on sources considered to be reliable, but is not guaranteed to be accurate or complete. Any opinions or estimates expressed herein reflect a judgment made by the author(s) as of the date of publication, and are subject to change without notice. Trading and investing in digital assets involves significant risks including price volatility and illiquidity and may not be suitable for all investors. The Firm is not liable whatsoever for any direct or consequential loss arising from the use of this material. Copyright of this material belongs to GSR. Neither this material nor any copy thereof may be taken, reproduced or redistributed, directly or indirectly, without prior written permission of GSR

## Notes & Sources

All options data is based on Deribit and derivatives graphics are from Laevidas. Market returns are based on price returns for the following ETFs: VOO, QQQ, EWU, EWG, EWJ, and EWH. Onchain volumes are not considered and thus certain token volumes may be understated (e.g., stETH).

CoinGecko	Santiment	DefiLlama	CoinMarketCap	Laevidas
L2Beat	Google Finance	TradingView	Deribit	WorldCoinIndex
Cryptorank	Investing.com	NFT Price Floor	CryptoSlate	