






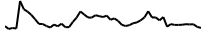





Crypto Leaderboard

Rank	Name	Ticker	Price	24h	7d	30d	24h Vol \$m	MC \$m	1-Year Chart
1	Bitcoin	BTC	\$67,117	-1%	-3%	1%	24,880	1,323,016	
2	Ethereum	ETH	\$3,508	0%	-5%	16%	12,775	421,382	
3	Tether	USDT	\$1.00	0%	0%	0%	26,476	112,394	
4	BNB	BNB	\$609	1%	-11%	5%	945	93,745	
5	Solana	SOL	\$148	-2%	-9%	-6%	2,201	68,304	
6	Lido stETH	STETH	\$3,507	0%	-5%	16%	80	33,441	
7	USD Coin	USDC	\$1.00	0%	0%	0%	5,595	32,458	
8	XRP Ledger	XRP	\$0.48	-1%	-4%	-8%	895	26,626	
9	Dogecoin	DOGE	\$0.14	-1%	-4%	-9%	661	20,561	
10	Toncoin	TON	\$8.04	6%	12%	15%	765	19,570	

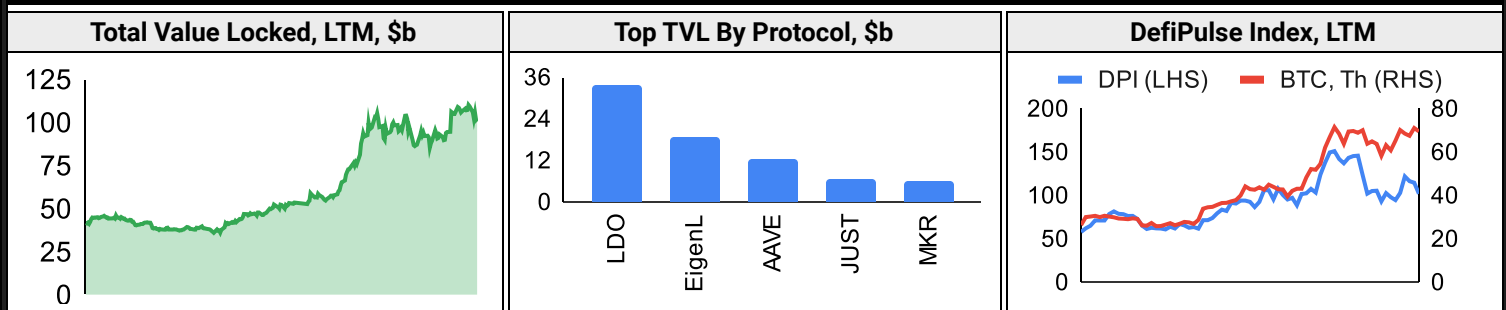
Top & Bottom Performers - Top 100 Tokens

24h		7 Days		30 Days		90 Days		365 Days	
NOT	20%	XMR	14%	JASMY	75%	TON	128%	BONK	8789%
UNI	9%	TON	12%	UNI	47%	JASMY	104%	PEPE	1225%
TON	6%	UNI	11%	KAS	36%	PEPE	61%	SOL	903%
LDO	4%	TRX	3%	XMR	31%	BGB	35%	JASMY	894%
ORDI	-5%	SEI	-16%	IMX	-23%	ARB	-46%	ARB	0%
ONDO	-6%	TIA	-17%	NEAR	-26%	TAO	-47%	STRK	-9%
INJ	-8%	TAO	-19%	FET	-30%	SEI	-51%	ATOM	-14%
AR	-13%	AR	-23%	AR	-32%	DYDX	-53%	QNT	-15%

Category Performance

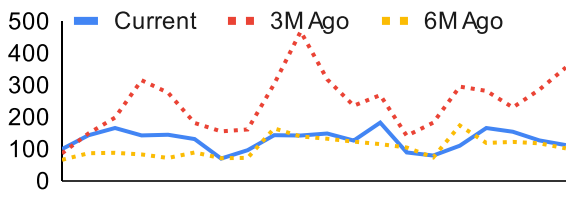
Category	7d	30d	90d	180d	365d	Ecosystem	7d	30d	90d	180d	365d
Lending	-10%	14%	51%	84%	268%	Solana	17%	17%	-24%	22%	229%
Other DeFi	-2%	-3%	-20%	9%	91%	BSC	-6%	3%	1%	40%	132%
Meme	-8%	-4%	-14%	131%	257%	Avalanche	-7%	1%	-26%	24%	108%
CEXs	-6%	-6%	-16%	14%	58%	Ethereum	-7%	0%	-30%	-4%	58%
Privacy	-5%	-6%	-20%	0%	24%	Polygon	-9%	-2%	-16%	19%	93%
Currency	-6%	-9%	-14%	19%	91%	Tron	2%	-7%	-16%	27%	83%
DEX	-9%	-9%	-41%	-5%	131%	Polkadot	-11%	-12%	-28%	15%	88%
IoT/Data/Comp.	-11%	-10%	-31%	21%	141%	Cosmos	-9%	-15%	-27%	17%	224%
Gaming/Entertai	-9%	-10%	-37%	-5%	113%						
Smart Contract	-7%	-15%	-30%	13%	126%						
Scaling	-9%	-15%	-37%	22%	64%						

DeFi

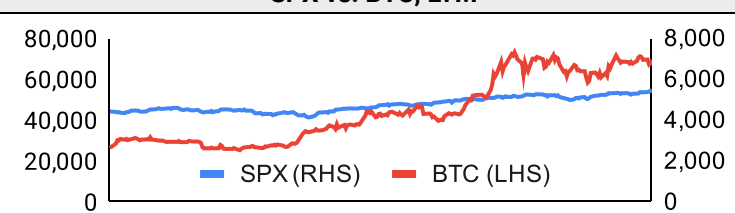


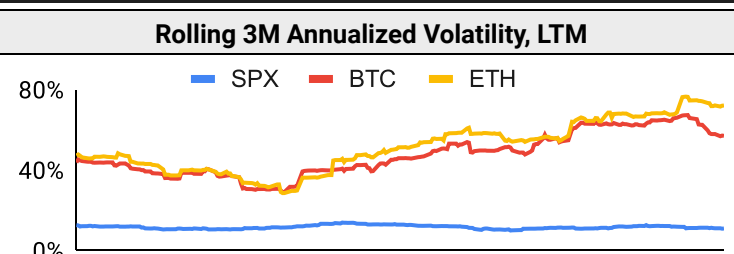
Trading Volume

Aggregate Volumes by Product, \$b					Top Derivatives Exchanges, \$m and bps					Top Spot Exchanges, \$m		
Product	1d	7d	30d	O/I	Exchange	1d Vol	O/I	Mkr	Tkr	Exchange	Score	1d Vol
Spot	30	240	1,060	n/a	Binance	44,584	20,133	2.0	4.0	Binance	9.9	14,294
Perpetuals	97	10,810	52,920	755	Bybit	14,891	13,126	2.0	5.5	Coinbase	8.2	1,972
Futures	0	3	10	2	OKX	17,294	6,568	2.0	5.0	OKX	7.8	1,990
Options	2	12	59	n/a	Bitget	13,471	10,395	2.0	6.0	Bybit	7.6	4,311

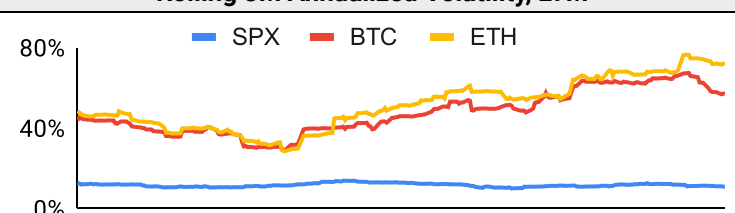
Daily Spot Volume, Top 100 Tokens Last 20d, \$b				Top Volume, 1d, \$m		Top Volume, %20d Avg		Low Volume, %20d Avg	
				USDT	50,078	TON	196%	JASMY	39%
				BTC	24,503	AR	191%	FLR	43%
				ETH	13,051	MNT	158%	STRK	43%
				USDC	5,349	INJ	149%	SHIB	44%
				FDUSD	4,905	DYDX	127%	PEPE	47%

Traditional Finance

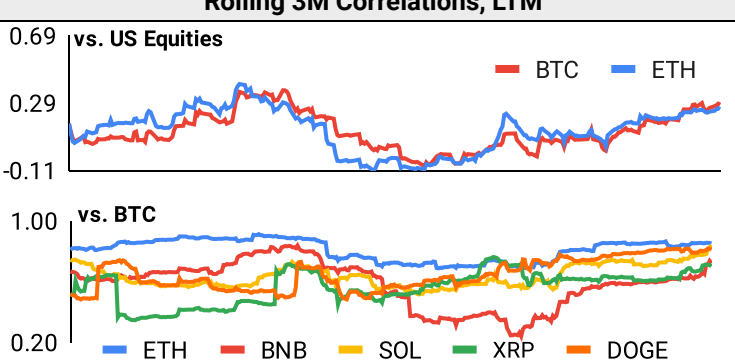
Global Equity Markets							SPX vs. BTC, LTM				
	US	USGrwth	UK	Germany	Japan	HK					
1D	0%	1%	-1%	-2%	-2%	0%					
7D	1%	3%	-2%	-3%	-2%	-4%					
90D	6%	10%	7%	1%	-3%	-1%					
365D	26%	31%	13%	10%	8%	-16%					

10-Year Treasury Yields							Commodities & FX					
	US	Brazil	UK	Germany	Japan	HK						
Last	4.22%	12.10%	4.09%	2.35%	0.92%	3.51%	Last	WTI	Gas	Gold	USD/EUR	USD/JPY
1d Chg	-0.02	-0.05	-0.03	-0.14	-0.01	-0.06	1d % Chg	79.0	2.96	2,348	0.94	157.2

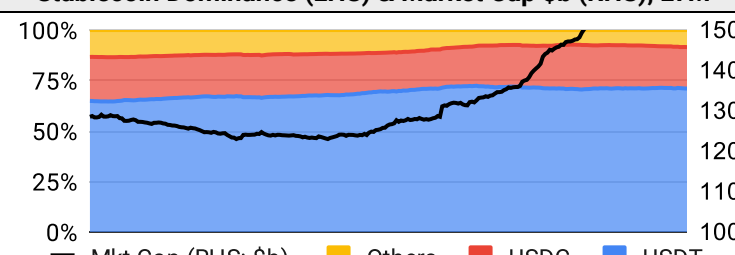
Volatility

Annualized Volatility							Rolling 3M Annualized Volatility, LTM				
	BTC	ETH	BNB	SOL	XRP	DOGE					
30D	39%	78%	58%	66%	36%	72%					
90D	56%	73%	57%	91%	58%	106%					
180D	55%	64%	65%	91%	61%	104%					
365D	48%	54%	53%	91%	92%	83%					

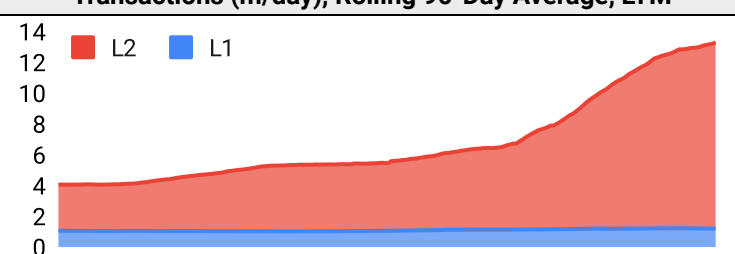
Correlations

Intra-Crypto Correlations, LTM							Rolling 3M Correlations, LTM				
	BTC	ETH	BNB	SOL	XRP	DOGE					
BTC											
ETH	0.79										
BNB	0.55	0.53									
SOL	0.64	0.57	0.42								
XRP	0.43	0.47	0.31	0.44							
DOGE	0.70	0.63	0.43	0.50	0.42						

Stablecoins

Stablecoin Market Size and Volume, \$m					Stablecoin Dominance (LHS) & Market Cap \$b (RHS), LTM	
Ticker	Price	1d Vol	20d Avg Vol	Market Cap		
USDT	1.00	50,078	58,749	112,529		
USDC	1.00	5,349	5,416	32,484		
DAI	1.00	339	307	5,347		
USDe	1.00	126	157	3,522		
USDD	1.00	5	7	732		
FRAX	1.00	13	41	648		
						Mkt Cap (RHS: \$b) Others USDC USDT

Ethereum Mainnet & Layer 2s

Mainnet & Layer 2 Transactions (m/day) and L2 TVL (\$m)					Transactions (m/day), Rolling 90-Day Average, LTM	
Network	1d	30d Avg	TVL	Tech Type		
Base	3.1	2.3		Optimistic Rollup		
Arbitrum One	2.2	2.2		Optimistic Rollup		
Ethereum	1.2	1.2	-	mainnet		
Degen Chain	0.0	1.0				
Proof of Play Apex	1.0	0.7				
Linea	0.5	0.7		ZK Rollup		
Blast	1.0	0.7		Optimistic Rollup		
ZKsync Era	0.5	0.6		ZK Rollup		
OP Mainnet	0.6	0.5		Optimistic Rollup		
Mantle	0.7	0.3		Optimium		

Layer 2 Token Performance & Market Cap (\$b)					
	MATIC	IMX	STX	MNT	ARB
24h Return	-3%	-2%	-11%	0%	0%
Market Cap	6.0	3.6	3.0	2.9	1.2

NFTs and DAOs

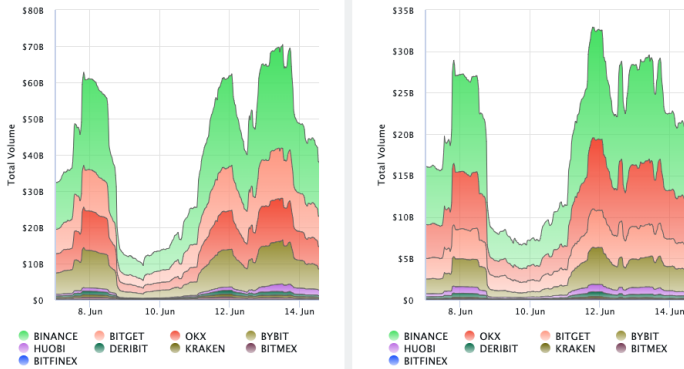
NFT Collection Stats (\$; Volume, MC in \$m)						DAO Treasury Amount (\$m) and Composition					
Collection	Floor	% Listed	3M Ret.	3M Vol	Market Cap	DAO	Treasury	Stables	BTC/ETH	Own Tokens	Other
CryptoPunks	96.2k	12%	-44%	89	963	Uniswap	4,328	0%	0%	100%	0%
Bored Ape Yacht C	36.8k	3%	-21%	232	369	Mantle	3,563	2%	22%	75%	1%
Pudgy Penguins	37.1k	3%	0%	152	330	Arbitrum	3,040	0%	1%	99%	0%
Autoglyphs	474.5k	1%	-40%	1	243	ENS	1,606	0%	0%	91%	9%
Milady Maker	17.3k	5%	3%	94	173	Optimism	1,579	0%	0%	100%	0%
NodeMonkes	14.2k	15%	-58%	75	142	Ethereum	1,089	0%	100%	0%	0%
Azuki	13.5k	2%	0%	85	135	Golem	961	0%	94%	6%	0%
Chromie Squiggle	13.3k	2%	-27%	5	133	Gnosis	590	6%	27%	50%	17%
Mutant Ape Yacht	6.5k	4%	-12%	128	127	Merit Circle	427	6%	2%	90%	2%
Mocaverse	14.2k	1%	1%	27	126	YGG	376	3%	1%	96%	0%

Crypto News

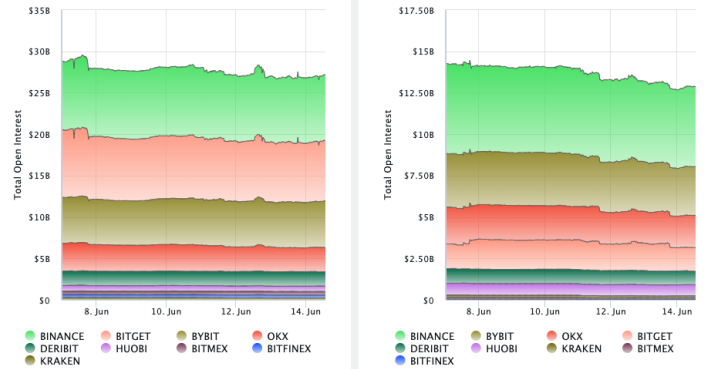
- [Bitcoin holds on to \\$69K as Fed leaves rates unchanged - Blockworks](#)
- [Bitcoin ETFs See \\$226M Outflows Led by Fidelity's FBTC - CoinDesk](#)
- [Vast majority' of ETF flows could be driven by arbitrage — Raoul Pal - Cointelegraph](#)
- [Wall Street must be accountable for Bitcoin mining emissions — Greenpeace - Cointelegraph](#)
- [Landmark Ruling: Crypto Dealings Not Illegal in India, Says High Court – Legal Bitcoin News - Bitcoin.com News](#)
- [Ripple and Archax Extend Collaboration to Boost Real-World Asset Tokenization on XRP Ledger – News Bytes Bitcoin News - Bitcoin.com News](#)
- [SEC Chair Gensler skirts questions on ETH as a commodity - Blockworks](#)
- [Helio upgrades its Solana Pay plugin for Shopify - Blockworks](#)
- [Terraform agrees to pay nearly \\$4.5B in proposed judgment with SEC - Blockworks](#)

Crypto Futures

Futures Volume (BTC LHS ; ETH RHS), 1d



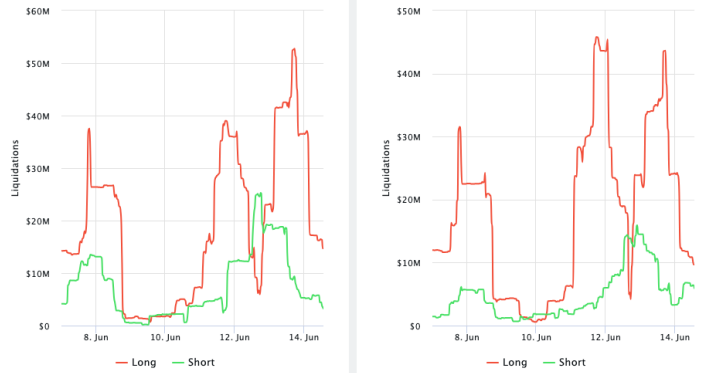
Futures Open Interest (BTC LHS ; ETH RHS)



OI Weighted Funding Rate (BTC LHS ; ETH RHS), 1d

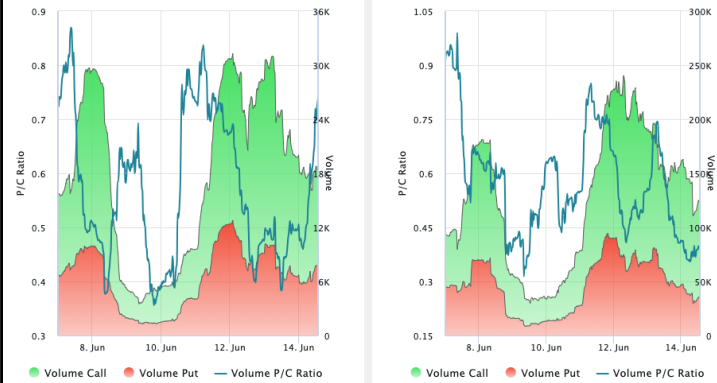


Liquidations (BTC LHS ; ETH RHS), 1d

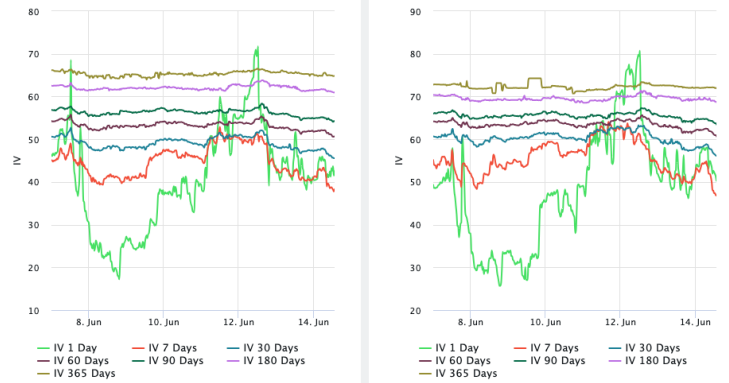


Crypto Options

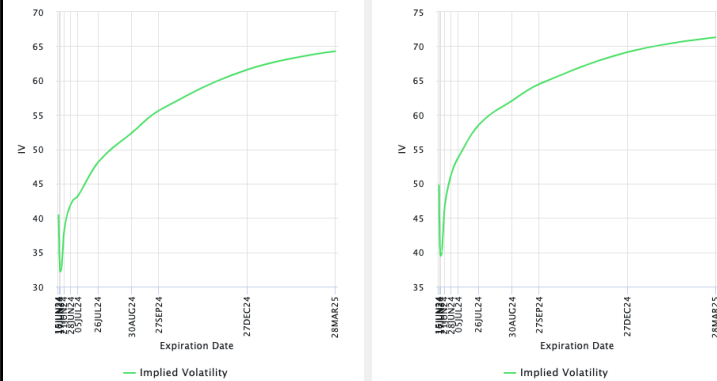
Options Volume & Put/Call Ratio (BTC LHS ; ETH RHS), 1d



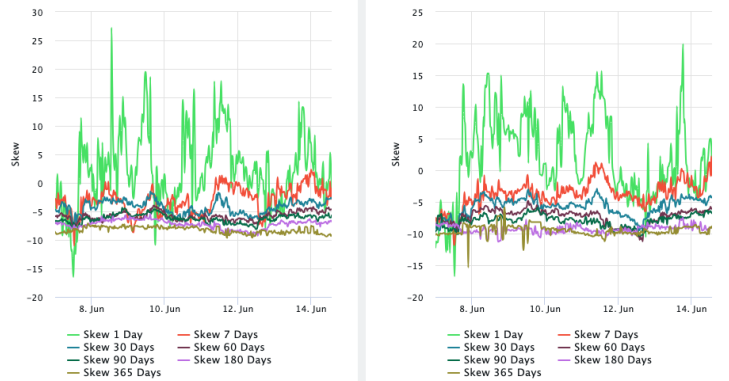
ATM Implied Volatility (BTC LHS ; ETH RHS)



ATM Implied Vol Term Structure (BTC LHS ; ETH RHS)



25 Delta Skew (BTC LHS ; ETH RHS)





June 14, 2024

About GSR

GSR has over a decade of extensive experience in the crypto market, serving as a trusted liquidity provider and active, multi-stage investor. Our suite of services includes OTC Trading, Derivatives, and Market Making. GSR is actively involved in every major sector of the digital asset ecosystem, working with token issuers, institutional investors, miners, and leading trading venues.

For more information or if we can help with anything, please see gsr.io or contact us at gsr@gsr.io.

Follow GSR for more content: [Twitter](#) [Telegram](#) [LinkedIn](#)

Authors

Brian Rudick, Senior Strategist [Twitter](#) [Telegram](#)

Required Disclosures

This material is provided by GSR (the "Firm") solely for informational purposes, is intended only for sophisticated, institutional investors and does not constitute an offer or commitment, a solicitation of an offer or commitment, or any advice or recommendation, to enter into or conclude any transaction (whether on the terms shown or otherwise), or to provide investment services in any state or country where such an offer or solicitation or provision would be illegal. The Firm is not and does not act as an advisor or fiduciary in providing this material. GSR is not authorized or regulated in the UK by the Financial Conduct Authority. The protections provided by the UK regulatory system will not be available to you. Specifically, information provided herein is intended for institutional persons only and is not suitable for retail persons in the United Kingdom, and no solicitation or recommendation is being made to you in regards to any products or services.

This material is not a research report, and not subject to any of the independence and disclosure standards applicable to research reports prepared pursuant to FINRA or CFTC research rules. This material is not independent of the Firm's proprietary interests, which may conflict with the interests of any counterparty of the Firm. The Firm trades instruments discussed in this material for its own account, may trade contrary to the views expressed in this material, and may have positions in other related instruments.

Information contained herein is based on sources considered to be reliable, but is not guaranteed to be accurate or complete. Any opinions or estimates expressed herein reflect a judgment made by the author(s) as of the date of publication, and are subject to change without notice. Trading and investing in digital assets involves significant risks including price volatility and illiquidity and may not be suitable for all investors. The Firm is not liable whatsoever for any direct or consequential loss arising from the use of this material. Copyright of this material belongs to GSR. Neither this material nor any copy thereof may be taken, reproduced or redistributed, directly or indirectly, without prior written permission of GSR

Notes & Sources

All options data is based on Deribit and derivatives graphics are from Laevidas. Market returns are based on price returns for the following ETFs: VOO, QQQ, EWU, EWG, EWJ, and EWH. Onchain volumes are not considered and thus certain token volumes may be understated (e.g., stETH).

CoinGecko	Santiment	DefiLlama	CoinMarketCap	Laevidas
L2Beat	Google Finance	TradingView	Deribit	WorldCoinIndex
Cryptorank	Investing.com	NFT Price Floor	CryptoSlate	