




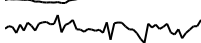
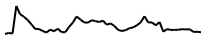






Crypto Leaderboard

Rank	Name	Ticker	Price	24h	7d	30d	24h Vol \$m	MC \$m	1-Year Chart
1	Bitcoin	BTC	\$63,950	-3%	-3%	-8%	28,268	1,260,770	
2	Ethereum	ETH	\$3,503	-2%	1%	-6%	16,553	427,986	
3	Tether	USDT	\$1.00	0%	0%	0%	46,840	113,020	
4	BNB	BNB	\$585	-3%	-3%	-5%	1,088	90,056	
5	Solana	SOL	\$132	-4%	-8%	-25%	2,506	61,063	
6	Lido stETH	STETH	\$3,500	-2%	0%	-6%	80	33,527	
7	USD Coin	USDC	\$1.00	0%	0%	0%	6,100	32,717	
8	XRP Ledger	XRP	\$0.49	-1%	4%	-7%	1,002	27,190	
9	Dogecoin	DOGE	\$0.12	-1%	-8%	-25%	743	18,015	
10	Toncoin	TON	\$7.11	-2%	-13%	9%	355	17,463	

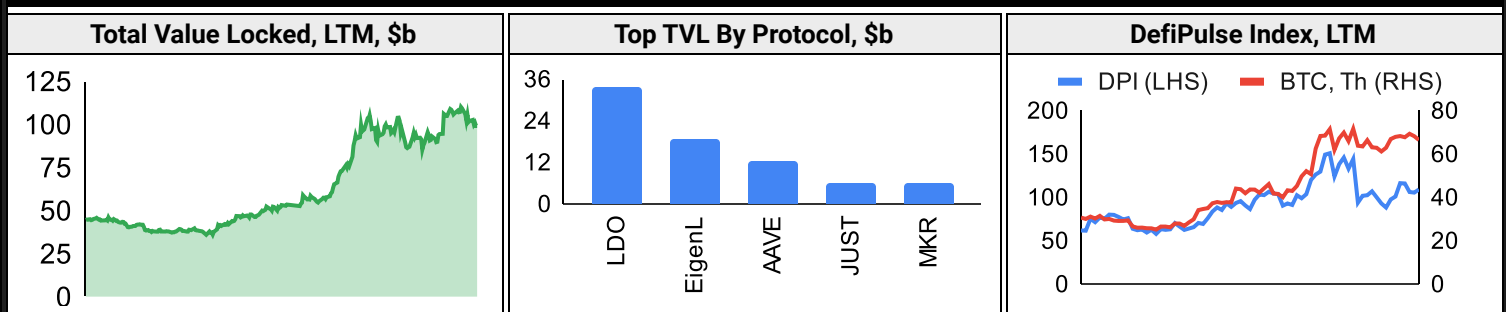
Top & Bottom Performers - Top 100 Tokens

24h		7 Days		30 Days		90 Days		365 Days	
CORE	4%	ENS	25%	JASMY	31%	PEPE	54%	BONK	5809%
FTM	2%	LDO	13%	ENS	23%	TON	47%	SOL	695%
TRX	1%	FET	8%	XMR	21%	JASMY	36%	PEPE	630%
LEO	1%	MKR	7%	TON	9%	BGB	27%	FET	596%
JASMY	-10%	INJ	-19%	GALA	-38%	GALA	-56%	QNT	-24%
WIF	-11%	STRK	-25%	AR	-42%	DYDX	-56%	ARB	-27%
BRETT	-22%	RETH	-100%	STRK	-43%	APT	-57%	STRK	-39%
ZRO	-29%	WBTC	-100%	WBTC	-100%	STETH	-100%	STETH	-100%

Category Performance

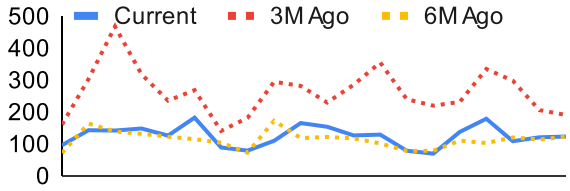
Category	7d	30d	90d	180d	365d	Ecosystem	7d	30d	90d	180d	365d
Lending	-7%	-3%	31%	53%	175%	Tron	-3%	-9%	-16%	19%	66%
CEXs	-1%	-9%	-18%	6%	45%	Ethereum	4%	-11%	-30%	-9%	40%
Other DeFi	-3%	-11%	-25%	-12%	52%	Avalanche	-6%	-17%	-31%	3%	75%
Currency	-6%	-20%	-24%	5%	50%	BSC	-8%	-19%	-12%	13%	82%
DEX	-4%	-23%	-41%	-24%	88%	Polygon	-8%	-23%	-27%	-2%	50%
Meme	-11%	-23%	-30%	95%	152%	Solana	-8%	-26%	-38%	-24%	139%
IoT/Data/Comp.	-9%	-27%	-40%	-5%	98%	Cosmos	-8%	-30%	-34%	3%	145%
Privacy	-21%	-29%	-39%	-33%	-17%	Polkadot	-9%	-30%	-35%	-12%	47%
Smart Contract	-8%	-29%	-37%	-14%	82%						
Gaming/Entertai	-13%	-30%	-48%	-29%	62%						
Scaling	-10%	-33%	-43%	-19%	27%						

DeFi

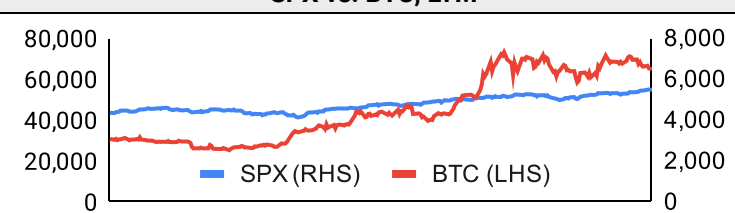


Trading Volume

Aggregate Volumes by Product, \$b					Top Derivatives Exchanges, \$m and bps				Top Spot Exchanges, \$m			
Product	1d	7d	30d	O/I	Exchange	1d Vol	O/I	Mkr	Tkr	Exchange	Score	1d Vol
Spot	32	213	999	n/a	Binance	54,540	18,477	2.0	4.0	Binance	9.9	15,472
Perpetuals	125	1,970	41,060	495	Bybit	20,061	12,294	2.0	5.5	Coinbase	8.2	1,986
Futures	0	2	10	1	OKX	22,467	6,146	2.0	5.0	OKX	7.8	2,201
Options	2	10	48	n/a	Bitget	15,139	9,715	2.0	6.0	Bybit	7.6	4,775

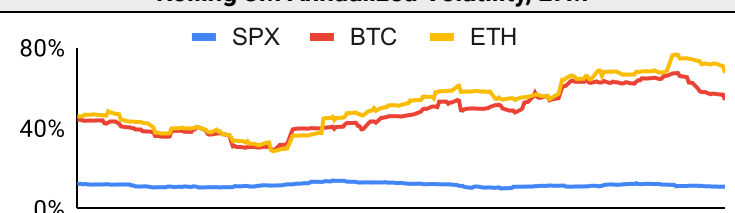
Daily Spot Volume, Top 100 Tokens Last 20d, \$b				Top Volume, 1d, \$m		Top Volume, %20d Avg		Low Volume, %20d Avg	
				USDT	54,653	MNT	184%	STETH	0%
				BTC	26,920	FET	142%	BONK	57%
				ETH	16,233	ENS	137%	FIL	61%
				USDC	5,664	NEAR	135%	STX	61%
				FDUSD	5,223	AGIX	132%	UNI	62%

Traditional Finance

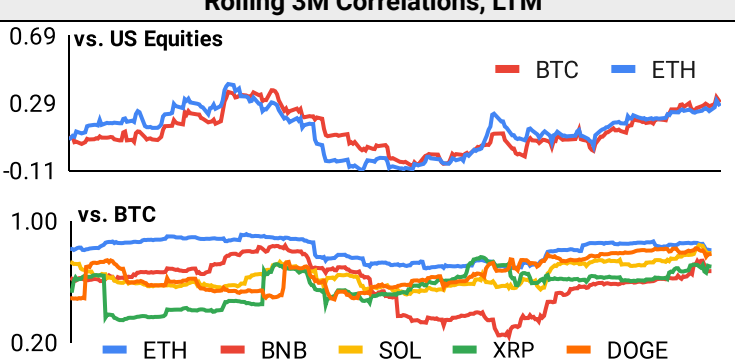
Global Equity Markets							SPX vs. BTC, LTM	
	US	USGrwth	UK	Germany	Japan	HK		
1D	0%	-1%	1%	0%	0%	-1%		
7D	1%	1%	1%	-1%	-1%	-1%		
90D	5%	8%	6%	-1%	-7%	1%		
365D	27%	34%	13%	10%	8%	-16%		

10-Year Treasury Yields							Commodities & FX					
	US	Brazil	UK	Germany	Japan	HK	Last	WTI	Gas	Gold	USD/EUR	USD/JPY
Last	4.23%	12.07%	4.07%	2.36%	0.97%	3.51%	Last	81.3	2.69	2,376	0.94	159.0
1d Chg	-0.02	-0.05	0.01	-0.07	-0.02	-0.06	1d % Chg	0.0%	-1.8%	0.3%	0.2%	0.1%

Volatility

Annualized Volatility							Rolling 3M Annualized Volatility, LTM		
	BTC	ETH	BNB	SOL	XRP	DOGE			
30D	25%	34%	55%	55%	35%	61%			
90D	49%	65%	51%	80%	52%	96%			
180D	55%	64%	64%	87%	61%	105%			
365D	47%	54%	53%	91%	92%	84%			

Correlations

Intra-Crypto Correlations, LTM							Rolling 3M Correlations, LTM	
	BTC	ETH	BNB	SOL	XRP	DOGE		
BTC								
ETH	0.79							
BNB	0.55	0.53						
SOL	0.64	0.57	0.42					
XRP	0.44	0.47	0.31	0.44				
DOGE	0.71	0.63	0.43	0.50	0.42			

Stablecoins

Stablecoin Market Size and Volume, \$m					Stablecoin Dominance (LHS) & Market Cap \$b (RHS), LTM	
Ticker	Price	1d Vol	20d Avg Vol	Market Cap		
USDT	1.00	54,653	56,850	112,798		
USDC	1.00	5,664	5,209	32,640		
DAI	1.00	462	373	5,347		
USDe	1.00	45	137	3,568		
USDD	0.99	6	7	728		
FRAX	1.00	9	40	648		
						— Mkt Cap (RHS: \$b) ■ Others ■ USDC ■ USDT

Ethereum Mainnet & Layer 2s

Mainnet & Layer 2 Transactions (m/day) and L2 TVL (\$m)					Transactions (m/day), Rolling 90-Day Average, LTM	
Network	1d	30d Avg	TVL	Tech Type		
Base	3.4	2.6		Optimistic Rollup		
Xai	9.0	2.3				
Arbitrum One	3.5	2.1		Optimistic Rollup		
Ethereum	1.1	1.2	-	mainnet		
Proof of Play Apex	2.0	1.0				
Blast	1.1	0.8		Optimistic Rollup		
Linea	0.5	0.7		ZK Rollup		
ZKsync Era	0.7	0.7		ZK Rollup		
OP Mainnet	0.8	0.5		Optimistic Rollup		
Mantle	0.6	0.4		Optimium		

Layer 2 Token Performance & Market Cap (\$b)					
	MATIC	IMX	MNT	STX	ARB
24h Return	-2%	-4%	-3%	-4%	-4%
Market Cap	5.7	3.1	2.7	2.4	1.0

NFTs and DAOs

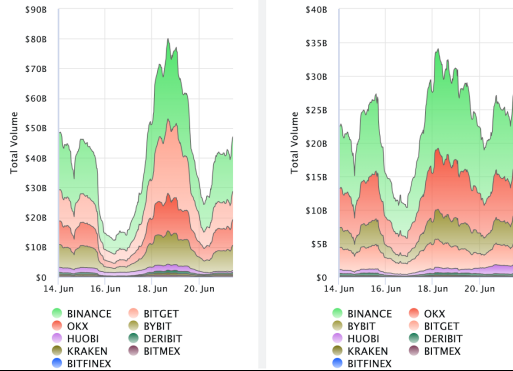
NFT Collection Stats (\$; Volume, MC in \$m)						DAO Treasury Amount (\$m) and Composition					
Collection	Floor	% Listed	3M Ret.	3M Vol	Market Cap	DAO	Treasury	Stables	BTC/ETH	Own Tokens	Other
CryptoPunks	87,543	12%	-50%	77,156	875,433,700	Uniswap	3,988	0%	0%	100%	0%
Bored Ape Yacht C	31,014	3%	-35%	212,335	310,141,180	Mantle	3,134	2%	20%	77%	2%
Pudgy Penguins	29,011	3%	-39%	142,596	257,852,620	Arbitrum	2,592	0%	2%	98%	0%
Autoglyphs	437,717	1%	-44%	501	224,111,040	ENS	1,966	0%	0%	93%	7%
Milady Maker	17,967	5%	1%	82,511	179,669,280	Optimism	1,424	0%	0%	100%	0%
Chromie Squiggle	12,781	2%	-26%	3,991	127,732,790	Ethereum	1,087	0%	100%	0%	0%
NodeMonkes	12,506	15%	-67%	62,922	125,063,000	Golem	942	0%	95%	5%	0%
Mocaverse	13,978	1%	0%	28,794	124,240,730	Gnosis	451	0%	30%	67%	3%
Fidenza by Tyler H	112,056	3%	-35%	1,502	111,943,464	Lido	390	0%	38%	61%	1%
Azuki	10,612	3%	-29%	89,284	106,118,520	Merit Circle	363	7%	2%	89%	2%

Crypto News

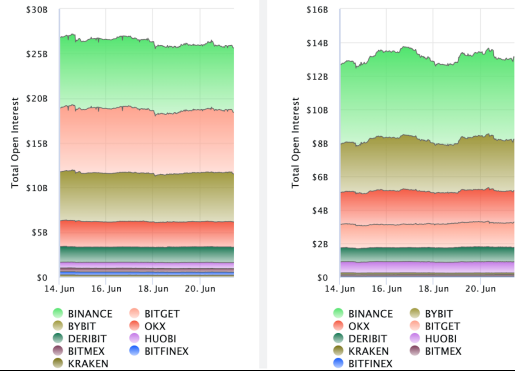
- [Marathon Uses Bitcoin Mining To Heat Town of 11000 in Finland - Bitcoin Magazine](#)
- [Bitcoin ETFs Post \\$900M in Net Outflows This Week - CoinDesk](#)
- [Ethereum Holders Keep Growing in Numbers and Showing No Signs of Capitulation Despite Price Drop: Santiment - The Daily Hodl](#)
- [Germany Begins Selling Its Bitcoin Billions, Triggering Volatility Fears - Decrypt](#)
- [Javier Milei Launches Bitcoin Revolution in Argentina - Cointribune EN](#)
- [Winklevoss twins blast Biden's 'war on crypto' in Trump endorsement, pledge \\$1M BTC each to his campaign - Fox Business](#)
- [MicroStrategy Bought 11931 More Bitcoin For \\$786 Million - Bitcoin Magazine](#)
- [SEC drops investigation into Ethereum studio Consensys - Blockworks](#)
- [Helium Mobile's developer is now licensing its tech stack - Blockworks](#)

Crypto Futures

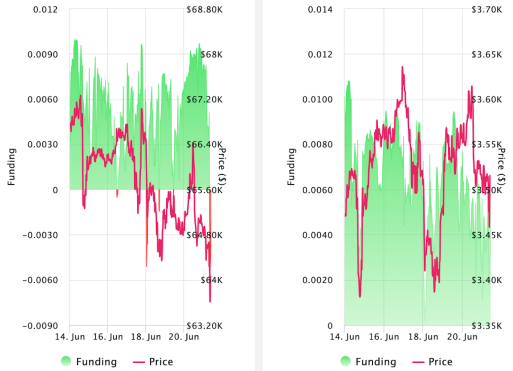
Futures Volume (BTC LHS ; ETH RHS), 1d



Futures Open Interest (BTC LHS ; ETH RHS)



OI Weighted Funding Rate (BTC LHS ; ETH RHS), 1d

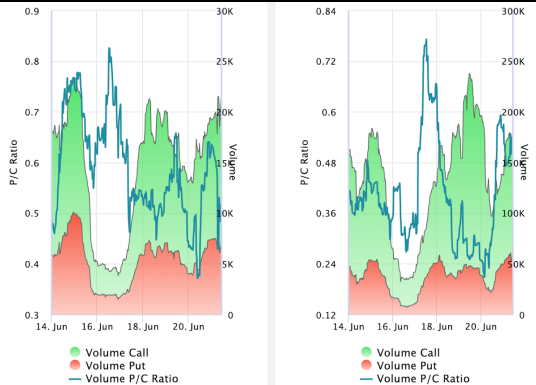


Liquidations (BTC LHS ; ETH RHS), 1d

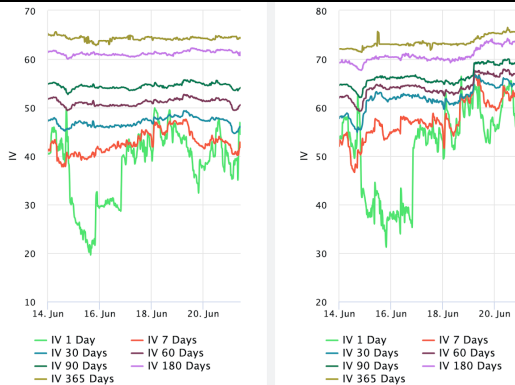


Crypto Options

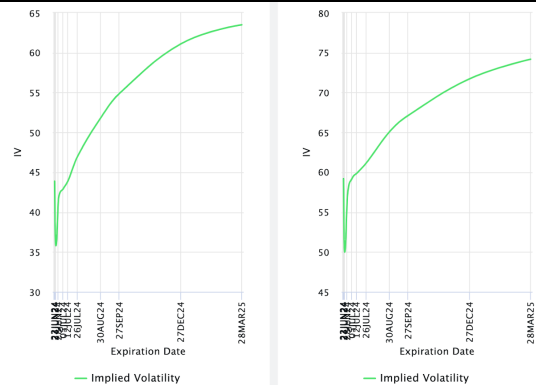
Options Volume & Put/Call Ratio (BTC LHS ; ETH RHS), 1d



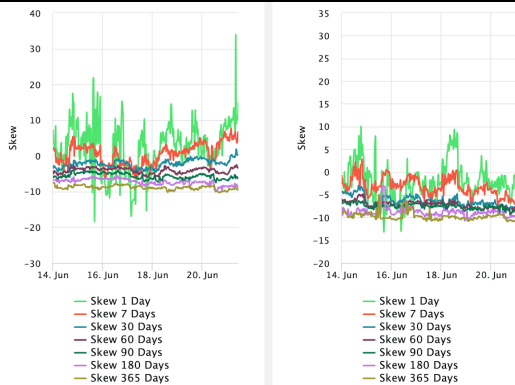
ATM Implied Volatility (BTC LHS ; ETH RHS)



ATM Implied Vol Term Structure (BTC LHS ; ETH RHS)



25 Delta Skew (BTC LHS ; ETH RHS)





June 21, 2024

About GSR

GSR has over a decade of extensive experience in the crypto market, serving as a trusted liquidity provider and active, multi-stage investor. Our suite of services includes OTC Trading, Derivatives, and Market Making. GSR is actively involved in every major sector of the digital asset ecosystem, working with token issuers, institutional investors, miners, and leading trading venues.

For more information or if we can help with anything, please see gsr.io or contact us at gsr@gsr.io.

Follow GSR for more content: [Twitter](#) [Telegram](#) [LinkedIn](#)

Authors

Brian Rudick, Senior Strategist [Twitter](#) [Telegram](#)

Required Disclosures

This material is provided by GSR (the "Firm") solely for informational purposes, is intended only for sophisticated, institutional investors and does not constitute an offer or commitment, a solicitation of an offer or commitment, or any advice or recommendation, to enter into or conclude any transaction (whether on the terms shown or otherwise), or to provide investment services in any state or country where such an offer or solicitation or provision would be illegal. The Firm is not and does not act as an advisor or fiduciary in providing this material. GSR is not authorised or regulated in the UK by the Financial Conduct Authority. The protections provided by the UK regulatory system will not be available to you. Specifically, information provided herein is intended for institutional persons only and is not suitable for retail persons in the United Kingdom, and no solicitation or recommendation is being made to you in regards to any products or services.

This material is not a research report, and not subject to any of the independence and disclosure standards applicable to research reports prepared pursuant to FINRA or CFTC research rules. This material is not independent of the Firm's proprietary interests, which may conflict with the interests of any counterparty of the Firm. The Firm trades instruments discussed in this material for its own account, may trade contrary to the views expressed in this material, and may have positions in other related instruments.

Information contained herein is based on sources considered to be reliable, but is not guaranteed to be accurate or complete. Any opinions or estimates expressed herein reflect a judgment made by the author(s) as of the date of publication, and are subject to change without notice. Trading and investing in digital assets involves significant risks including price volatility and illiquidity and may not be suitable for all investors. The Firm is not liable whatsoever for any direct or consequential loss arising from the use of this material. Copyright of this material belongs to GSR. Neither this material nor any copy thereof may be taken, reproduced or redistributed, directly or indirectly, without prior written permission of GSR

Notes & Sources

All options data is based on Deribit and derivatives graphics are from Laevidas. Market returns are based on price returns for the following ETFs: VOO, QQQ, EWU, EWG, EWJ, and EWH. Onchain volumes are not considered and thus certain token volumes may be understated (e.g., stETH).

CoinGecko	Santiment	DefiLlama	CoinMarketCap	Laevidas
L2Beat	Google Finance	TradingView	Deribit	WorldCoinIndex
Cryptorank	Investing.com	NFT Price Floor	CryptoSlate	