





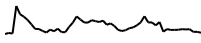






Crypto Leaderboard

Rank	Name	Ticker	Price	24h	7d	30d	24h Vol \$m	MC \$m	1-Year Chart
1	Bitcoin	BTC	\$61,590	-4%	-7%	-11%	27,261	1,214,317	
2	Ethereum	ETH	\$3,327	-5%	-5%	-11%	17,465	407,038	
3	Tether	USDT	\$1.00	0%	0%	0%	40,820	113,133	
4	BNB	BNB	\$569	-3%	-6%	-6%	1,082	87,482	
5	Solana	SOL	\$130	-3%	-10%	-23%	2,689	59,812	
6	USD Coin	USDC	\$1.00	0%	0%	0%	6,799	32,780	
7	Lido stETH	STETH	\$3,324	-5%	-4%	-10%	75	32,041	
8	XRP Ledger	XRP	\$0.48	-1%	-5%	-11%	975	26,808	
9	Toncoin	TON	\$7.33	-5%	-4%	15%	500	18,095	
10	Dogecoin	DOGE	\$0.12	-4%	-7%	-31%	871	17,317	

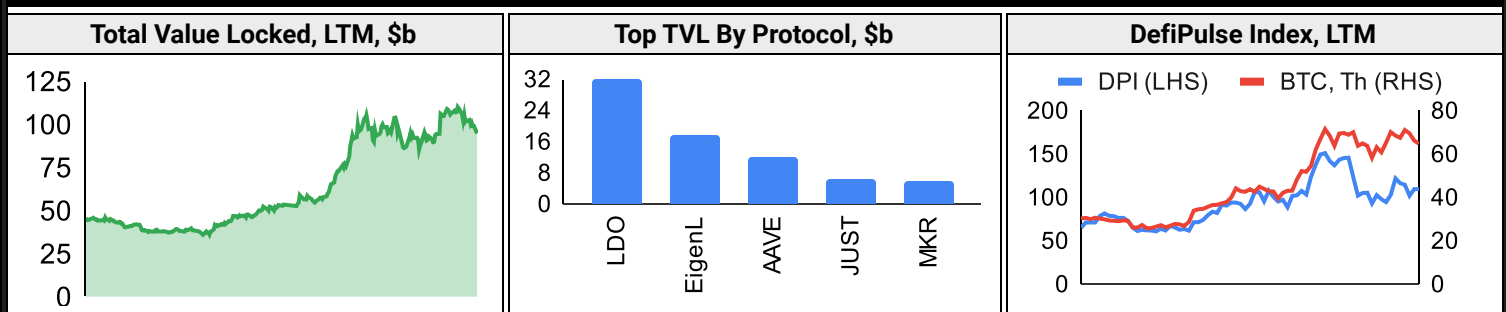
Top & Bottom Performers - Top 100 Tokens

24h		7 Days		30 Days		90 Days		365 Days	
FTM	6%	LDO	12%	JASMY	38%	TON	46%	BONK	5041%
INJ	4%	AGIX	11%	TON	15%	PEPE	35%	SOL	661%
AVAX	2%	FET	11%	XMR	14%	JASMY	33%	PEPE	576%
LINK	2%	FTM	6%	KAS	8%	XMR	19%	JASMY	551%
MKR	-10%	AVAX	-13%	GALA	-39%	ICP	-59%	ARB	-29%
BRETT	-11%	UNI	-14%	IMX	-39%	GALA	-60%	QNT	-30%
NOT	-11%	BCH	-16%	STRK	-39%	APT	-62%	DYDX	-30%
ORDI	-12%	JASMY	-17%	BONK	-42%	DYDX	-62%	STRK	-39%

Category Performance

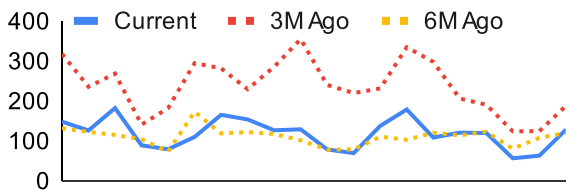
Category	7d	30d	90d	180d	365d	Ecosystem	7d	30d	90d	180d	365d
CEXs	-6%	-10%	-25%	-3%	37%	Solana	-8%	-3%	-35%	-17%	130%
Other DeFi	-3%	-16%	-35%	-18%	43%	Tron	-1%	-5%	-19%	17%	63%
Lending	-10%	-21%	10%	41%	153%	Ethereum	-5%	-20%	-38%	-21%	24%
Currency	-9%	-23%	-34%	-9%	25%	BSC	-9%	-24%	-25%	-6%	61%
Privacy	-7%	-24%	-38%	-29%	-11%	Avalanche	-7%	-25%	-40%	-9%	53%
DEX	-6%	-28%	-49%	-30%	66%	Polygon	-8%	-28%	-37%	-13%	34%
IoT/Data/Comp.	-7%	-29%	-48%	-10%	80%	Cosmos	-5%	-30%	-41%	-9%	127%
Smart Contract	-6%	-31%	-44%	-19%	68%	Polkadot	-8%	-34%	-44%	-23%	32%
Meme	-12%	-31%	-41%	79%	133%						
Gaming/Entertai	-6%	-34%	-54%	-34%	44%						
Scaling	-11%	-37%	-52%	-37%	14%						

DeFi

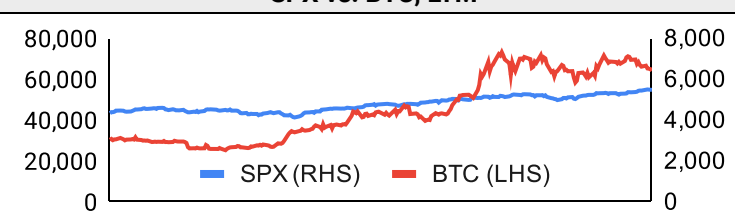


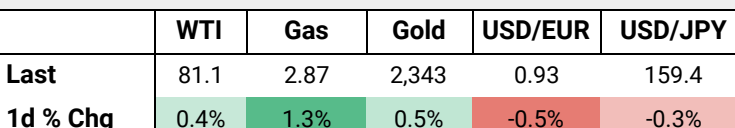
Trading Volume

Aggregate Volumes by Product, \$b					Top Derivatives Exchanges, \$m and bps					Top Spot Exchanges, \$m		
Product	1d	7d	30d	O/I	Exchange	1d Vol	O/I	Mkr	Tkr	Exchange	Score	1d Vol
Spot	35	196	881	n/a	Binance	59,359	18,190	2.0	4.0	Binance	9.9	14,685
Perpetuals	155	697	33,490	519	Bybit	21,584	11,845	2.0	5.5	Coinbase	8.2	2,084
Futures	0	2	9	2	OKX	24,482	5,985	2.0	5.0	OKX	7.8	2,467
Options	2	10	43	n/a	Bitget	16,032	9,363	2.0	6.0	Bybit	7.6	5,097

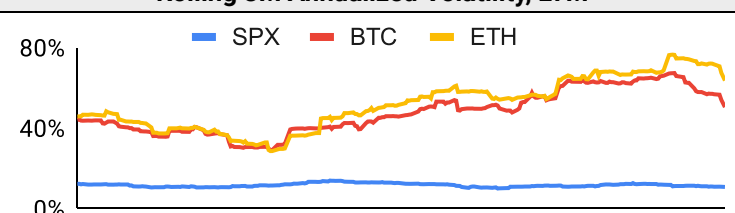
Daily Spot Volume, Top 100 Tokens Last 20d, \$b				Top Volume, 1d, \$m		Top Volume, %20d Avg		Low Volume, %20d Avg	
				USDT	56,124	STRK	286%	BTT	55%
				BTC	27,974	FTM	158%	JASMY	59%
				ETH	17,947	GT	158%	STX	59%
				USDC	5,741	NEAR	154%	SHIB	62%
				FDUSD	4,642	AVAX	147%	UNI	69%

Traditional Finance

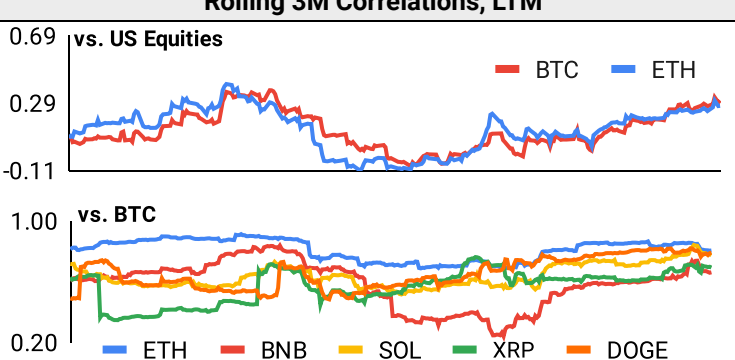
Global Equity Markets							SPX vs. BTC, LTM				
	US	USGrwth	UK	Germany	Japan	HK					
1D	0%	0%	-1%	-1%	-1%	-1%					
7D	1%	0%	1%	1%	-2%	-1%					
90D	5%	8%	6%	-1%	-7%	0%					
365D	27%	32%	13%	9%	8%	-17%					

10-Year Treasury Yields							Commodities & FX					
	US	Brazil	UK	Germany	Japan	HK						
Last	4.25%	12.00%	4.12%	2.41%	0.98%	3.49%	Last	81.1	2.87	2,343	0.93	159.4
1d Chg	-0.01	-0.05	0.03	0.01	-0.01	-0.06	1d % Chg	0.4%	1.3%	0.5%	-0.5%	-0.3%

Volatility

Annualized Volatility							Rolling 3M Annualized Volatility, LTM			
	BTC	ETH	BNB	SOL	XRP	DOGE				
30D	26%	35%	55%	54%	34%	53%				
90D	47%	64%	50%	79%	52%	94%				
180D	55%	63%	62%	85%	61%	105%				
365D	47%	54%	53%	91%	92%	84%				

Correlations

Intra-Crypto Correlations, LTM							Rolling 3M Correlations, LTM				
	BTC	ETH	BNB	SOL	XRP	DOGE					
BTC											
ETH	0.79										
BNB	0.56	0.54									
SOL	0.64	0.57	0.41								
XRP	0.44	0.47	0.31	0.44							
DOGE	0.71	0.63	0.43	0.50	0.42						

Stablecoins

Stablecoin Market Size and Volume, \$m					Stablecoin Dominance (LHS) & Market Cap \$b (RHS), LTM	
Ticker	Price	1d Vol	20d Avg Vol	Market Cap		
USDT	1.00	56,124	53,432	112,885		
USDC	1.00	5,741	5,002	32,712		
DAI	1.00	388	370	5,349		
USDe	1.00	53	127	3,569		
USDD	1.00	8	7	730		
FRAX	1.00	15	40	648		

Ethereum Mainnet & Layer 2s

Mainnet & Layer 2 Transactions (m/day) and L2 TVL (\$m)					Transactions (m/day), Rolling 90-Day Average, LTM	
Network	1d	30d Avg	TVL	Tech Type		
Xai	8.8	3.2				
Base	3.1	2.7		Optimistic Rollup		
Arbitrum One	2.0	2.1		Optimistic Rollup		
Ethereum	1.1	1.2	-	mainnet		
Proof of Play	2.0	1.1				
Blast	1.0	0.8		Optimistic Rollup		
Linea	0.5	0.7		ZK Rollup		
ZKsync Era	0.5	0.7		ZK Rollup		
OP Mainnet	0.5	0.5		Optimistic Rollup		
Taiko	1.7	0.5		Optimistic Rollup		

Layer 2 Token Performance & Market Cap (\$b)					
	MATIC	IMX	MNT	STX	ARB
24h Return	-3%	-3%	-8%	-4%	-2%
Market Cap	5.5	3.0	2.4	2.3	1.0

NFTs and DAOs

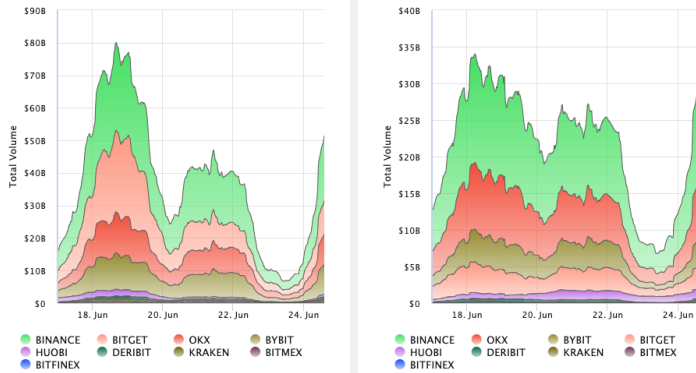
NFT Collection Stats (\$; Volume, MC in \$m)						DAO Treasury Amount (\$m) and Composition					
Collection	Floor	% Listed	3M Ret.	3M Vol	Market Cap	DAO	Treasury	Stables	BTC/ETH	Own Tokens	Other
CryptoPunks	83,167	12%	-47%	77,917	831,665,000	Uniswap	3,608	0%	0%	100%	0%
Bored Ape Yacht C	28,193	3%	-37%	204,307	281,934,430	Mantle	3,063	2%	24%	72%	2%
Pudgy Penguins	28,256	3%	-35%	137,768	251,135,500	Arbitrum	2,512	0%	2%	98%	0%
Autoglyphs	415,833	1%	-44%	501	212,906,240	ENS	1,660	0%	0%	92%	8%
Milady Maker	17,371	5%	1%	81,785	173,712,510	Optimism	1,339	0%	0%	100%	0%
Chromie Squiggle	12,147	2%	-26%	3,878	121,399,440	Ethereum	1,024	0%	100%	0%	0%
Mocaverse	12,974	1%	0%	29,201	115,312,680	Golem	896	0%	95%	5%	0%
Fidenza by Tyler H	106,453	3%	-29%	1,617	106,346,664	Gnosis	553	6%	26%	49%	19%
Azuki	10,184	2%	-37%	88,553	101,839,856	Lido	372	0%	38%	61%	1%
NodeMonkes	9,841	16%	-73%	61,338	98,408,400	Merit Circle	326	7%	2%	88%	2%

Crypto News

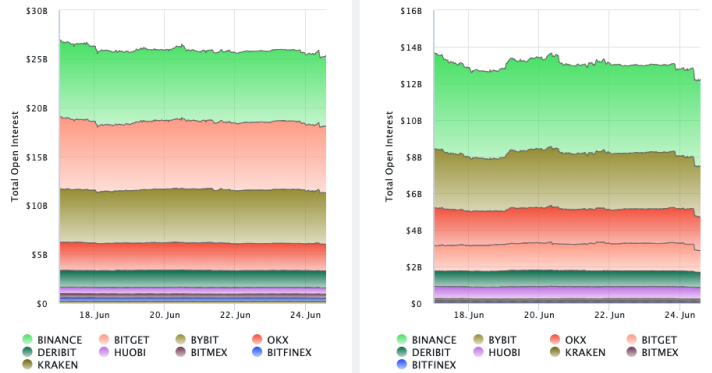
- [Bitcoin Tumbles Toward \\$62K as Crypto Bulls See \\$150M in Liquidation - CoinDesk](#)
- [Mt. Gox Trustee to start Bitcoin, Bitcoin Cash repayments in July - Cointelegraph](#)
- [Uphold to delist USDT and 5 stablecoins by July 1, citing MiCA - Cointelegraph](#)
- [Japan's Metaplanet plans 1B yen bond sale to buy more Bitcoin - Cointelegraph](#)
- [AI Depin Project Grass to Implement Rewards Distribution Using Solana - Bitcoin.com News](#)
- [Pantera Capital Calls Solana the 'Mac OS of Blockchains,' Highlights Architecture Benefits and Growing Adoption - Altcoins Bitcoin News - Bitco](#)
- [Lightspeed Newsletter: North America's first solana ETP pitch is here - Blockworks](#)
- [Bitcoin Mining Sector Is Attracting Growing Investor Interest Following Core Scientific Deal: JPMorgan - CoinDesk](#)
- [McKinsey Sees Just \\$2T of Tokenized RWAs by 2030 in Base Case, With Broad Adoption 'Still Far Away' - CoinDesk](#)

Crypto Futures

Futures Volume (BTC LHS ; ETH RHS), 1d



Futures Open Interest (BTC LHS ; ETH RHS)



OI Weighted Funding Rate (BTC LHS ; ETH RHS), 1d

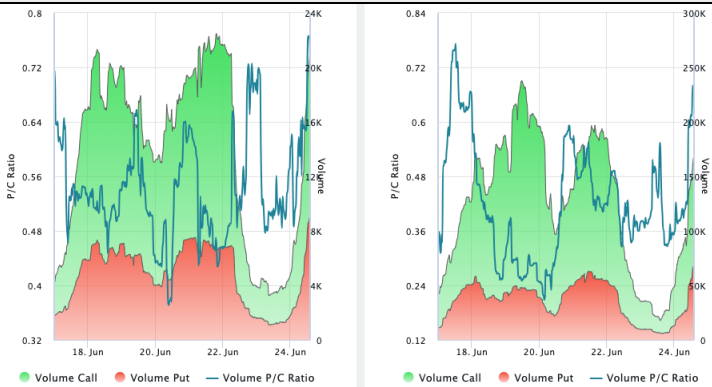


Liquidations (BTC LHS ; ETH RHS), 1d

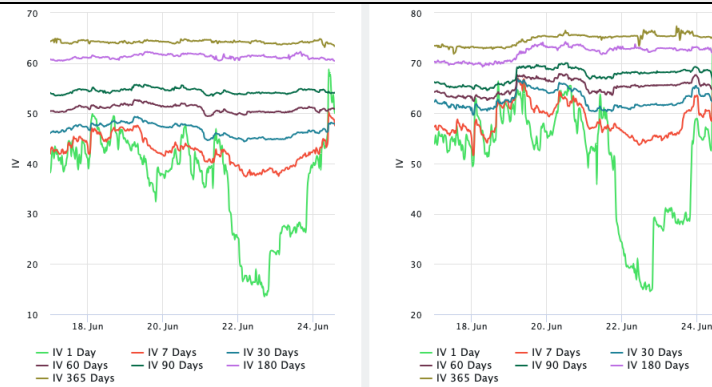


Crypto Options

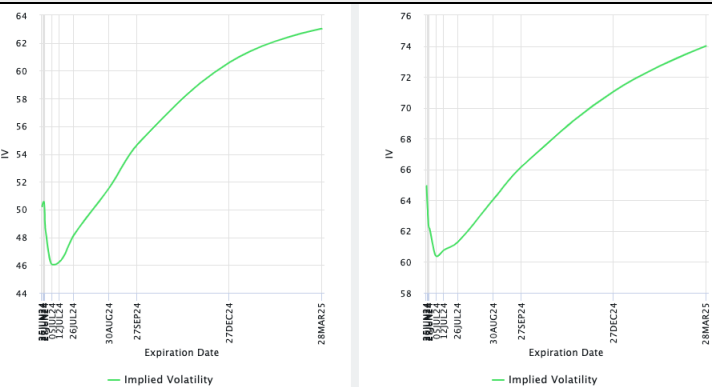
Options Volume & Put/Call Ratio (BTC LHS ; ETH RHS), 1d



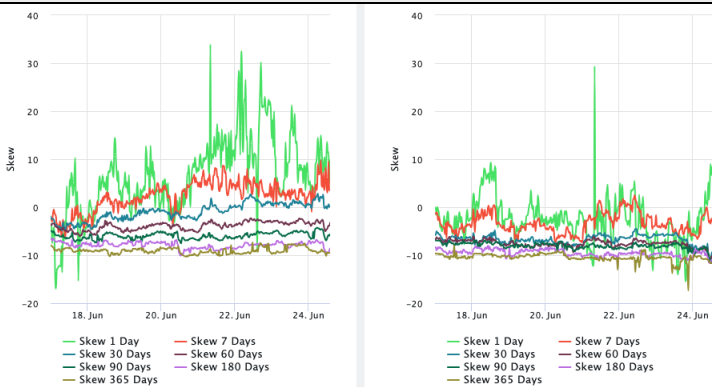
ATM Implied Volatility (BTC LHS ; ETH RHS)



ATM Implied Vol Term Structure (BTC LHS ; ETH RHS)



25 Delta Skew (BTC LHS ; ETH RHS)





June 24, 2024

About GSR

GSR has over a decade of extensive experience in the crypto market, serving as a trusted liquidity provider and active, multi-stage investor. Our suite of services includes OTC Trading, Derivatives, and Market Making. GSR is actively involved in every major sector of the digital asset ecosystem, working with token issuers, institutional investors, miners, and leading trading venues.

For more information or if we can help with anything, please see gsr.io or contact us at gsr@gsr.io.

Follow GSR for more content: [Twitter](#) [Telegram](#) [LinkedIn](#)

Authors

Brian Rudick, Senior Strategist [Twitter](#) [Telegram](#)

Required Disclosures

This material is provided by GSR (the "Firm") solely for informational purposes, is intended only for sophisticated, institutional investors and does not constitute an offer or commitment, a solicitation of an offer or commitment, or any advice or recommendation, to enter into or conclude any transaction (whether on the terms shown or otherwise), or to provide investment services in any state or country where such an offer or solicitation or provision would be illegal. The Firm is not and does not act as an advisor or fiduciary in providing this material. GSR is not authorised or regulated in the UK by the Financial Conduct Authority. The protections provided by the UK regulatory system will not be available to you. Specifically, information provided herein is intended for institutional persons only and is not suitable for retail persons in the United Kingdom, and no solicitation or recommendation is being made to you in regards to any products or services.

This material is not a research report, and not subject to any of the independence and disclosure standards applicable to research reports prepared pursuant to FINRA or CFTC research rules. This material is not independent of the Firm's proprietary interests, which may conflict with the interests of any counterparty of the Firm. The Firm trades instruments discussed in this material for its own account, may trade contrary to the views expressed in this material, and may have positions in other related instruments.

Information contained herein is based on sources considered to be reliable, but is not guaranteed to be accurate or complete. Any opinions or estimates expressed herein reflect a judgment made by the author(s) as of the date of publication, and are subject to change without notice. Trading and investing in digital assets involves significant risks including price volatility and illiquidity and may not be suitable for all investors. The Firm is not liable whatsoever for any direct or consequential loss arising from the use of this material. Copyright of this material belongs to GSR. Neither this material nor any copy thereof may be taken, reproduced or redistributed, directly or indirectly, without prior written permission of GSR

Notes & Sources

All options data is based on Deribit and derivatives graphics are from Laevidas. Market returns are based on price returns for the following ETFs: VOO, QQQ, EWU, EWG, EWJ, and EWH. Onchain volumes are not considered and thus certain token volumes may be understated (e.g., stETH).

CoinGecko	Santiment	DefiLlama	CoinMarketCap	Laevidas
L2Beat	Google Finance	TradingView	Deribit	WorldCoinIndex
Cryptorank	Investing.com	NFT Price Floor	CryptoSlate	