




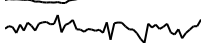
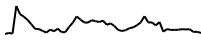






## Crypto Leaderboard

Rank	Name	Ticker	Price	24h	7d	30d	24h Vol \$m	MC \$m	1-Year Chart
1	Bitcoin	BTC	\$61,761	1%	-5%	-10%	41,429	1,217,715	
2	Ethereum	ETH	\$3,404	3%	-2%	-11%	18,708	408,681	
3	Tether	USDT	\$1.00	0%	0%	0%	53,405	112,706	
4	BNB	BNB	\$578	2%	-2%	-4%	1,072	88,922	
5	Solana	SOL	\$138	7%	0%	-15%	3,505	63,853	
6	Lido stETH	STETH	\$3,402	3%	-3%	-12%	45	32,802	
7	USD Coin	USDC	\$1.00	0%	0%	0%	7,969	32,795	
8	XRP Ledger	XRP	\$0.48	0%	-3%	-9%	950	26,553	
9	Toncoin	TON	\$7.65	4%	7%	21%	435	18,843	
10	Dogecoin	DOGE	\$0.13	6%	2%	-25%	928	18,106	

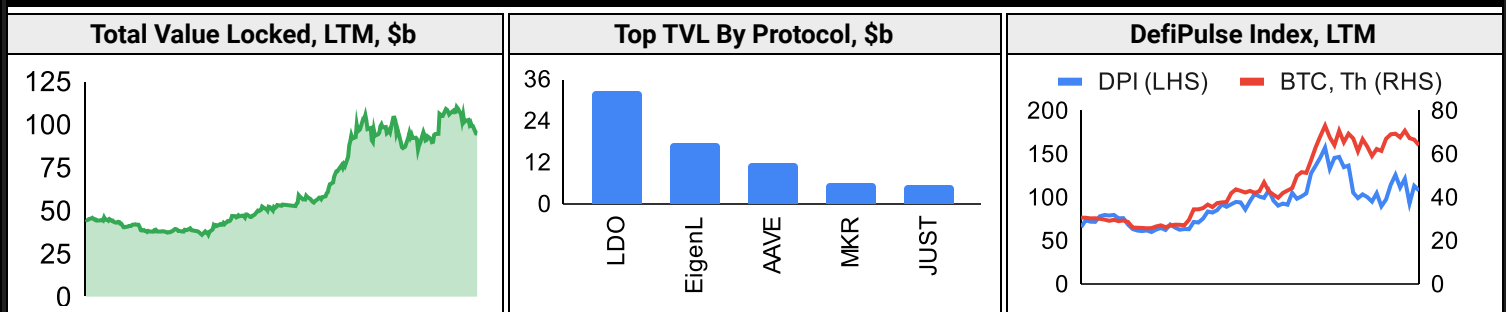
## Top & Bottom Performers - Top 100 Tokens

24h		7 Days		30 Days		90 Days		365 Days	
BRETT	23%	FET	39%	JASMY	24%	PEPE	66%	BONK	6224%
WIF	19%	AGIX	37%	TON	21%	TON	54%	SOL	749%
PEPE	17%	NEAR	17%	XMR	14%	JASMY	47%	PEPE	741%
AAVE	17%	AR	16%	KAS	13%	KAS	19%	FET	656%
USDC	0%	MNT	-5%	IMX	-34%	SUI	-57%	ARB	-27%
FDUSD	0%	BTC	-5%	GALA	-34%	SEI	-57%	DYDX	-27%
LEO	0%	WBTC	-6%	RUNE	-37%	DYDX	-59%	QNT	-28%
XMR	-1%	GNO	-7%	STRK	-40%	APT	-60%	STRK	-37%

## Category Performance

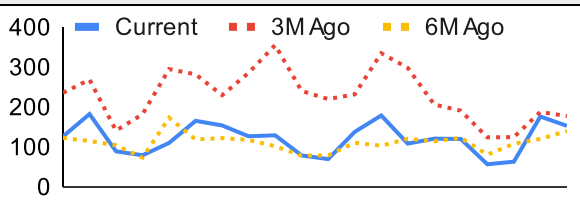
Category	7d	30d	90d	180d	365d	Ecosystem	7d	30d	90d	180d	365d
CEXs	-3%	-9%	-23%	0%	39%	Tron	3%	-3%	-18%	16%	66%
Other DeFi	6%	-10%	-31%	-10%	53%	Ethereum	0%	-18%	-34%	-18%	33%
Lending	4%	-19%	17%	41%	178%	BSC	-1%	-20%	-22%	1%	68%
Currency	0%	-20%	-32%	-6%	27%	Avalanche	3%	-21%	-36%	-5%	66%
Privacy	2%	-21%	-36%	-25%	-7%	Polygon	4%	-24%	-34%	-7%	43%
DEX	3%	-24%	-46%	-27%	78%	Solana	-1%	-24%	-44%	-21%	140%
IoT/Data/Comp.	4%	-24%	-45%	-2%	95%	Cosmos	9%	-25%	-37%	0%	148%
Meme	-1%	-25%	-35%	97%	160%	Polkadot	4%	-29%	-39%	-15%	41%
Smart Contract	4%	-27%	-40%	-14%	78%						
Gaming/Entertai	5%	-30%	-50%	-29%	50%						
Scaling	0%	-34%	-51%	-32%	22%						

## DeFi

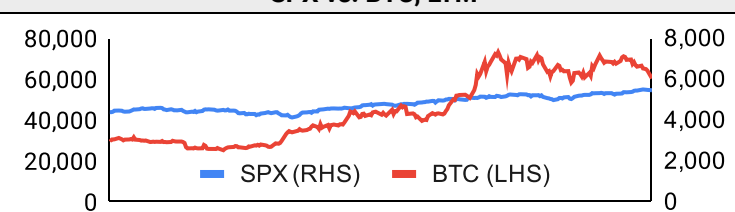


## Trading Volume

Aggregate Volumes by Product, \$b					Top Derivatives Exchanges, \$m and bps					Top Spot Exchanges, \$m		
Product	1d	7d	30d	O/I	Exchange	1d Vol	O/I	Mkr	Tkr	Exchange	Score	1d Vol
Spot	41	196	863	n/a	Binance	63,167	18,427	2.0	4.0	Binance	9.9	17,112
Perpetuals	154	701	32,190	554	Bybit	24,094	12,105	2.0	5.5	Coinbase	8.2	3,369
Futures	0	2	8	2	OKX	26,391	6,097	2.0	5.0	OKX	7.8	2,597
Options	3	11	46	n/a	Bitget	15,950	9,579	2.0	6.0	Bybit	7.6	5,359

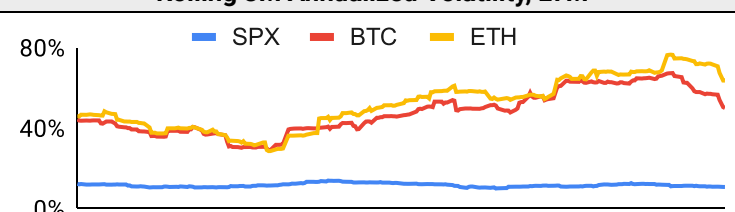
Daily Spot Volume, Top 100 Tokens Last 20d, \$b				Top Volume, 1d, \$m		Top Volume, %20d Avg		Low Volume, %20d Avg	
				USDT	65,809	WBTC	192%	FLR	52%
				BTC	38,376	AAVE	174%	STETH	60%
				ETH	18,136	AGIX	166%	FIL	69%
				USDC	7,411	LDO	157%	BTT	70%
				FDUSD	5,625	WBT	151%	OKB	70%

## Traditional Finance

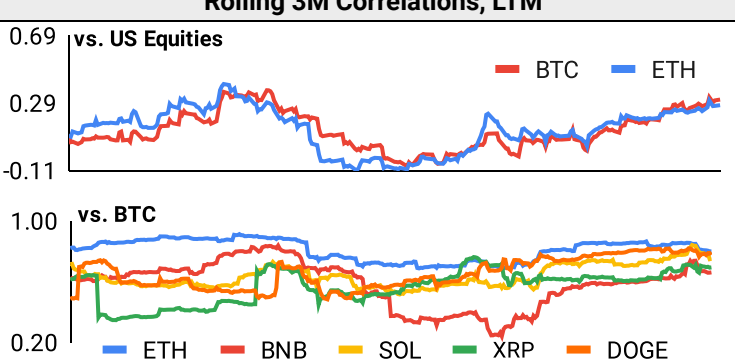
Global Equity Markets							SPX vs. BTC, LTM	
	US	USGrwth	UK	Germany	Japan	HK		
1D	0%	-1%	1%	1%	1%	0%	80,000	8,000
7D	0%	-2%	1%	1%	0%	-1%	60,000	6,000
90D	5%	7%	7%	-1%	-6%	2%	40,000	4,000
365D	27%	32%	16%	12%	12%	-14%	20,000	2,000

10-Year Treasury Yields							Commodities & FX					
	US	Brazil	UK	Germany	Japan	HK	Last	WTI	Gas	Gold	USD/EUR	USD/JPY
Last	4.24%	11.93%	4.11%	2.40%	0.99%	3.46%	Last	81.6	2.88	2,340	0.93	159.7
1d Chg	-0.01	-0.03	0.02	-0.03	-0.01	-0.06	1d % Chg	0.0%	-2.5%	-0.2%	0.3%	0.1%

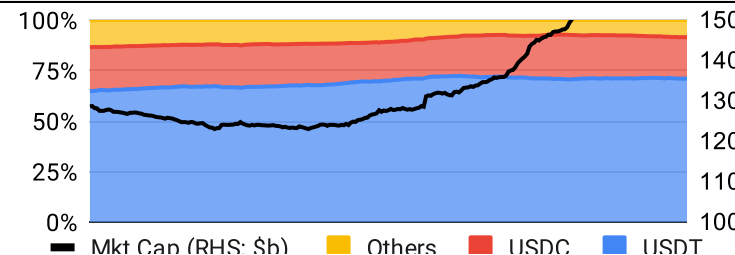
## Volatility

Annualized Volatility							Rolling 3M Annualized Volatility, LTM		
	BTC	ETH	BNB	SOL	XRP	DOGE			
30D	30%	34%	55%	58%	33%	56%	80%		
90D	48%	64%	50%	80%	51%	94%	40%		
180D	55%	63%	62%	85%	61%	105%	0%		
365D	47%	54%	53%	91%	92%	84%			

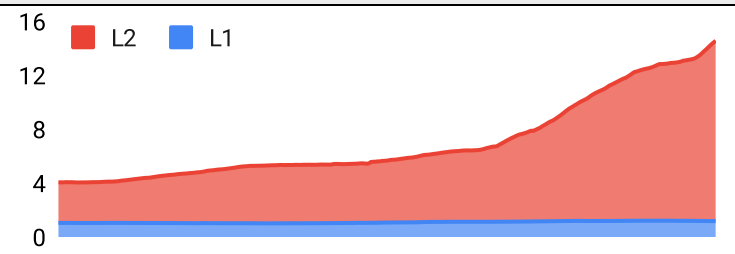
## Correlations

Intra-Crypto Correlations, LTM							Rolling 3M Correlations, LTM	
	BTC	ETH	BNB	SOL	XRP	DOGE		
BTC							0.69	vs. US Equities
ETH	0.79						0.29	
BNB	0.56	0.54					-0.11	
SOL	0.63	0.57	0.41				1.00	vs. BTC
XRP	0.44	0.47	0.31	0.44			0.20	
DOGE	0.71	0.63	0.43	0.50	0.41			

## Stablecoins

Stablecoin Market Size and Volume, \$m					Stablecoin Dominance (LHS) & Market Cap \$b (RHS), LTM	
Ticker	Price	1d Vol	20d Avg Vol	Market Cap		
USDT	1.00	65,809	54,322	112,863		
USDC	1.00	7,411	5,179	32,773		
DAI	1.00	449	384	5,348		
USDe	1.00	85	128	3,565		
USDD	1.00	6	7	730		
FRAX	1.00	25	41	648		

## Ethereum Mainnet & Layer 2s

Mainnet & Layer 2 Transactions (m/day) and L2 TVL (\$m)					Transactions (m/day), Rolling 90-Day Average, LTM	
Network	1d	30d Avg	TVL	Tech Type		
Xai	8.8	3.5				
Base	3.3	2.7		Optimistic Rollup		
Arbitrum One	2.6	2.1		Optimistic Rollup		
Proof of Play	2.2	1.2				
Ethereum	1.2	1.2	-	mainnet		
Blast	0.9	0.8		Optimistic Rollup		
ZKsync Era	0.5	0.6		ZK Rollup		
Linea	0.5	0.6		ZK Rollup		
Taiko	1.4	0.5		Optimistic Rollup		
OP Mainnet	0.5	0.5		Optimistic Rollup		

Layer 2 Token Performance & Market Cap (\$b)					
	MATIC	IMX	STX	MNT	ARB
24h Return	+3.57%	+5.77%	+12.	+4.08%	+8.37%
Market Cap	5.7	3.1	2.6	2.5	1.1

## NFTs and DAOs

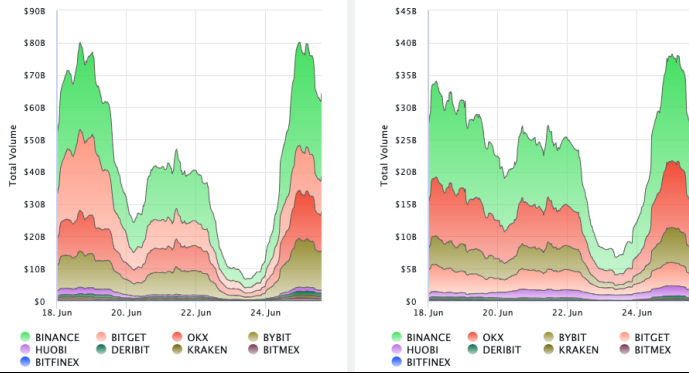
NFT Collection Stats (\$; Volume, MC in \$m)						DAO Treasury Amount (\$m) and Composition					
Collection	Floor	% Listed	3M Ret.	3M Vol	Market Cap	DAO	Treasury	Stables	BTC/ETH	Own Tokens	Other
CryptoPunks	85,100	12%	-46%	78,577	851,003,800	Uniswap	3,732	0%	0%	100%	0%
Bored Ape Yacht C	30,435	3%	-29%	199,993	304,350,560	Mantle	3,109	2%	24%	72%	2%
Pudgy Penguins	29,891	3%	-31%	137,718	265,670,910	Arbitrum	2,676	0%	2%	98%	0%
Autoglyphs	425,502	1%	-44%	501	217,856,960	ENS	1,715	0%	0%	92%	8%
Milady Maker	17,751	5%	1%	82,359	177,509,490	Optimism	1,363	0%	0%	100%	0%
Chromie Squiggle	13,189	2%	-19%	3,893	131,815,550	Ethereum	1,043	0%	100%	0%	0%
Mocaverse	13,073	1%	-1%	29,395	116,197,120	Golem	924	0%	94%	6%	0%
Fidenza by Tyler H	108,588	3%	-29%	1,617	108,479,490	Gnosis	556	6%	26%	49%	19%
Azuki	10,191	2%	-37%	87,553	101,914,936	Lido	403	0%	36%	63%	1%
The Captainz	10,116	1%	-17%	35,229	101,148,090	Merit Circle	338	7%	2%	88%	2%

## Crypto News

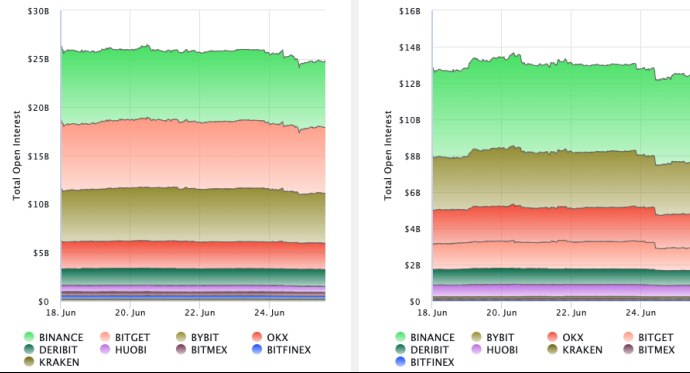
- [German gov't offloads 900 Bitcoin, with 400 BTC sent to Coinbase and Kraken - Cointelegraph](#)
- [Mt. Gox Redemption Fears 'Overblown' Say Traders as \\$10B BTC Holdings Draw Concerns - CoinDesk](#)
- [Ether Spot ETFs Could See Lower Demand Compared to Bitcoin Peers: Bernstein - CoinDesk](#)
- [Bitcoin's Crypto Fear & Greed Index Hits 18-Month Low - Crypto Times](#)
- [Riot nominates directors for Bitfarms board as part of takeover saga - Blockworks](#)
- [Solana-Focused Startup Accelerator Colosseum Raises \\$60M to Invest in Early-Stage Projects - CoinDesk](#)
- [Bitcoin Payments App Strike Enters UK as Global Expansion Rolls Out - CoinDesk](#)
- [ZKsync Developer's New 'Elastic Chain' Could Compete With Polygon's AggLayer - CoinDesk](#)
- [Julian Assange Reaches Plea Deal With U.S. DOJ - CoinDesk](#)

## Crypto Futures

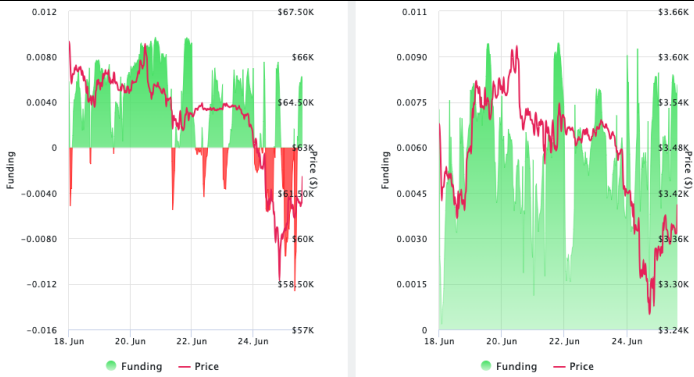
### Futures Volume (BTC LHS ; ETH RHS), 1d



### Futures Open Interest (BTC LHS ; ETH RHS)



### OI Weighted Funding Rate (BTC LHS ; ETH RHS), 1d

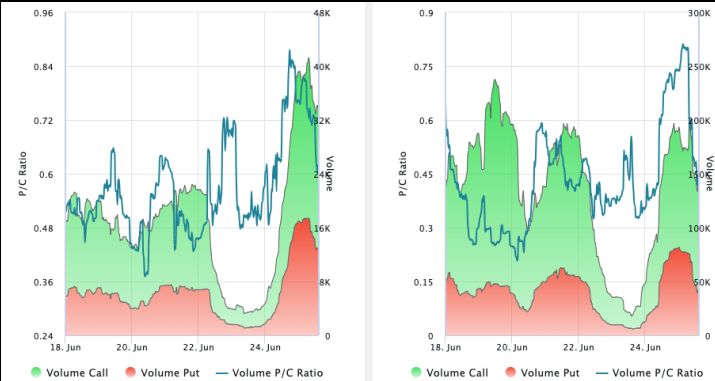


### Liquidations (BTC LHS ; ETH RHS), 1d

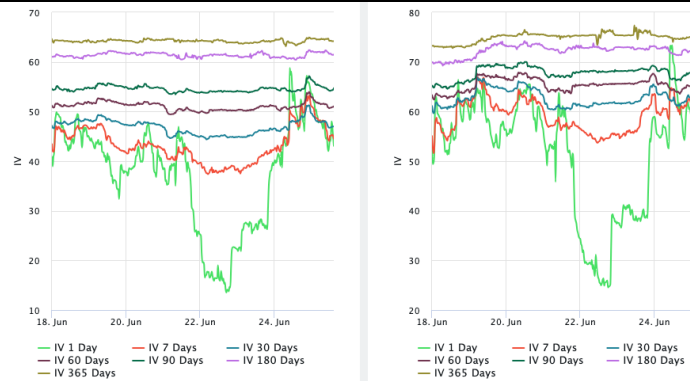


## Crypto Options

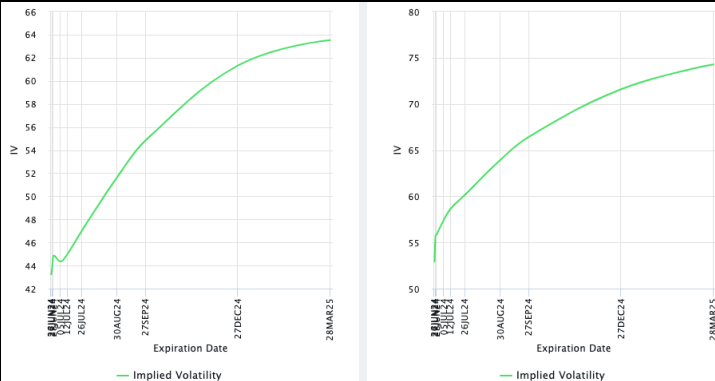
### Options Volume & Put/Call Ratio (BTC LHS ; ETH RHS), 1d



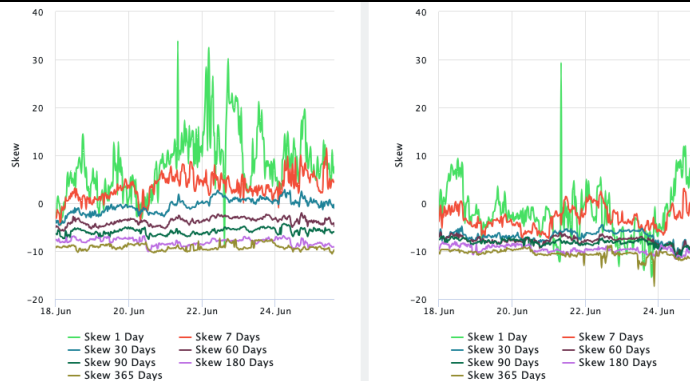
### ATM Implied Volatility (BTC LHS ; ETH RHS)



### ATM Implied Vol Term Structure (BTC LHS ; ETH RHS)



### 25 Delta Skew (BTC LHS ; ETH RHS)





June 25, 2024

### About GSR

GSR has over a decade of extensive experience in the crypto market, serving as a trusted liquidity provider and active, multi-stage investor. Our suite of services includes OTC Trading, Derivatives, and Market Making. GSR is actively involved in every major sector of the digital asset ecosystem, working with token issuers, institutional investors, miners, and leading trading venues.

For more information or if we can help with anything, please see [gsr.io](https://gsr.io) or contact us at [gsr@gsr.io](mailto:gsr@gsr.io).

Follow GSR for more content: [Twitter](#) [Telegram](#) [LinkedIn](#)

### Authors

Brian Rudick, Senior Strategist [Twitter](#) [Telegram](#)

### Required Disclosures

This material is provided by GSR (the "Firm") solely for informational purposes, is intended only for sophisticated, institutional investors and does not constitute an offer or commitment, a solicitation of an offer or commitment, or any advice or recommendation, to enter into or conclude any transaction (whether on the terms shown or otherwise), or to provide investment services in any state or country where such an offer or solicitation or provision would be illegal. The Firm is not and does not act as an advisor or fiduciary in providing this material. GSR is not authorised or regulated in the UK by the Financial Conduct Authority. The protections provided by the UK regulatory system will not be available to you. Specifically, information provided herein is intended for institutional persons only and is not suitable for retail persons in the United Kingdom, and no solicitation or recommendation is being made to you in regards to any products or services.

This material is not a research report, and not subject to any of the independence and disclosure standards applicable to research reports prepared pursuant to FINRA or CFTC research rules. This material is not independent of the Firm's proprietary interests, which may conflict with the interests of any counterparty of the Firm. The Firm trades instruments discussed in this material for its own account, may trade contrary to the views expressed in this material, and may have positions in other related instruments.

Information contained herein is based on sources considered to be reliable, but is not guaranteed to be accurate or complete. Any opinions or estimates expressed herein reflect a judgment made by the author(s) as of the date of publication, and are subject to change without notice. Trading and investing in digital assets involves significant risks including price volatility and illiquidity and may not be suitable for all investors. The Firm is not liable whatsoever for any direct or consequential loss arising from the use of this material. Copyright of this material belongs to GSR. Neither this material nor any copy thereof may be taken, reproduced or redistributed, directly or indirectly, without prior written permission of GSR

### Notes & Sources

All options data is based on Deribit and derivatives graphics are from Laevidas. Market returns are based on price returns for the following ETFs: VOO, QQQ, EWU, EWG, EWJ, and EWH. Onchain volumes are not considered and thus certain token volumes may be understated (e.g., stETH).

CoinGecko	Santiment	DefiLlama	CoinMarketCap	Laevidas
L2Beat	Google Finance	TradingView	Deribit	WorldCoinIndex
Cryptorank	Investing.com	NFT Price Floor	CryptoSlate	