












Crypto Leaderboard

Rank	Name	Ticker	Price	24h	7d	30d	24h Vol \$m	MC \$m	1-Year Chart
1	Bitcoin	BTC	\$61,564	1%	-5%	-11%	26,907	1,212,581	
2	Ethereum	ETH	\$3,386	1%	-5%	-13%	11,322	405,810	
3	Tether	USDT	\$1.00	0%	0%	0%	40,491	112,816	
4	BNB	BNB	\$574	1%	-4%	-5%	729	88,163	
5	Solana	SOL	\$137	1%	1%	-19%	2,319	63,309	
6	USD Coin	USDC	\$1.00	0%	0%	0%	6,879	32,915	
7	Lido stETH	STETH	\$3,385	1%	-100%	-100%	54	32,568	
8	XRP Ledger	XRP	\$0.48	0%	-4%	-11%	770	26,378	
9	Toncoin	TON	\$7.47	-1%	7%	16%	348	18,280	
10	Dogecoin	DOGE	\$0.12	1%	1%	-27%	639	17,979	

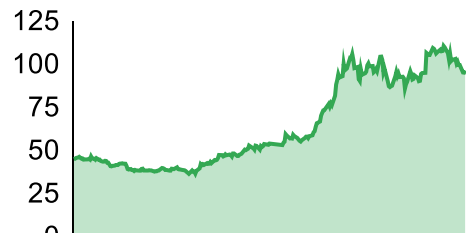
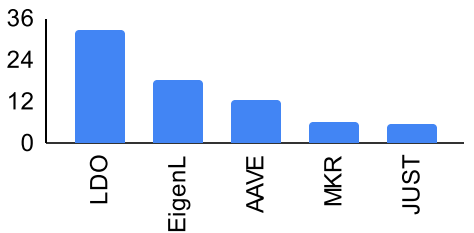
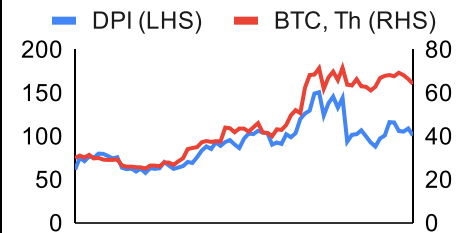
Top & Bottom Performers - Top 100 Tokens

24h		7 Days		30 Days		90 Days		365 Days	
NOT	13%	AGIX	17%	XMR	16%	PEPE	57%	BONK	6051%
BEAM	9%	FET	17%	TON	16%	TON	52%	SOL	725%
FET	8%	KAS	13%	KAS	14%	JASMY	39%	PEPE	675%
AGIX	7%	PEPE	10%	JASMY	13%	XMR	22%	FET	652%
PENDLE	-4%	ENS	-9%	RUNE	-40%	GALA	-59%	DYDX	-32%
TIA	-5%	RETH	-100%	BONK	-42%	APT	-61%	ARB	-32%
AR	-6%	WBTC	-100%	STRK	-42%	DYDX	-61%	STRK	-37%
NEAR	-6%	STETH	-100%	STETH	-100%	STETH	-100%	STETH	-100%

Category Performance

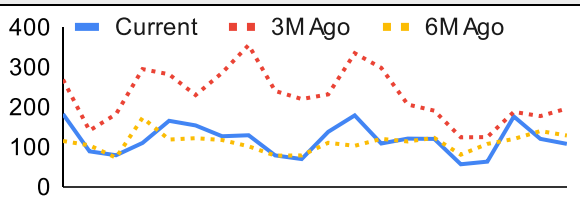
Category	7d	30d	90d	180d	365d	Ecosystem	7d	30d	90d	180d	365d
CEXs	-4%	-10%	-25%	0%	37%	Tron	4%	-1%	-17%	15%	67%
Other DeFi	0%	-13%	-31%	-9%	53%	Ethereum	-5%	-19%	-36%	-17%	30%
Lending	-2%	-20%	1%	46%	173%	Avalanche	-2%	-23%	-39%	-3%	62%
Currency	-2%	-22%	-34%	-6%	23%	BSC	-5%	-24%	-27%	0%	63%
Privacy	1%	-22%	-36%	-20%	-9%	Polygon	-1%	-28%	-37%	-7%	39%
DEX	-1%	-27%	-48%	-27%	74%	Cosmos	1%	-28%	-40%	1%	142%
IoT/Data/Comp.	-1%	-29%	-46%	-4%	89%	Solana	-1%	-31%	-47%	-22%	134%
Smart Contract	1%	-29%	-42%	-14%	74%	Polkadot	-1%	-32%	-41%	-15%	35%
Meme	-4%	-32%	-43%	95%	152%						
Gaming/Entertai	2%	-32%	-52%	-28%	52%						
Scaling	-3%	-36%	-52%	-33%	17%						

DeFi

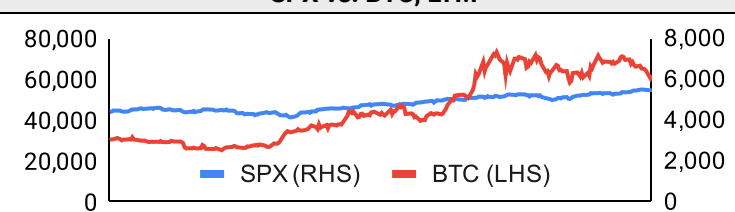
Total Value Locked, LTM, \$b	Top TVL By Protocol, \$b	DefiPulse Index, LTM
		

Trading Volume

Aggregate Volumes by Product, \$b					Top Derivatives Exchanges, \$m and bps					Top Spot Exchanges, \$m		
Product	1d	7d	30d	O/I	Exchange	1d Vol	O/I	Mkr	Tkr	Exchange	Score	1d Vol
Spot	28	210	890	n/a	Binance	41,395	18,299	2.0	4.0	Binance	9.9	13,143
Perpetuals	101	784	31,210	576	Bybit	15,130	12,203	2.0	5.5	Coinbase	8.2	2,327
Futures	0	2	9	2	OKX	15,424	6,070	2.0	5.0	OKX	7.8	1,726
Options	1	11	46	n/a	Bitget	11,167	9,598	2.0	6.0	Bybit	7.6	3,658

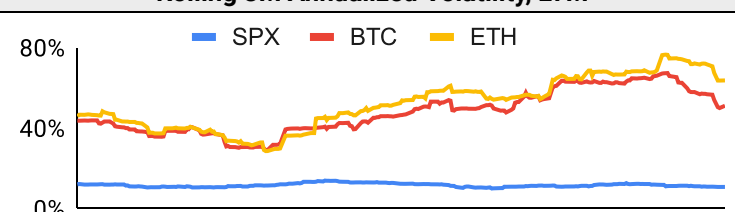
Daily Spot Volume, Top 100 Tokens Last 20d, \$b				Top Volume, 1d, \$m		Top Volume, %20d Avg		Low Volume, %20d Avg	
				USDT	47,753	DYDX	116%	STETH	0%
				BTC	25,700	FET	114%	BTT	45%
				ETH	11,676	AGIX	110%	INJ	51%
				USDC	5,457	MNT	109%	FIL	53%
				FDUSD	4,678	PEPE	108%	ICP	55%

Traditional Finance

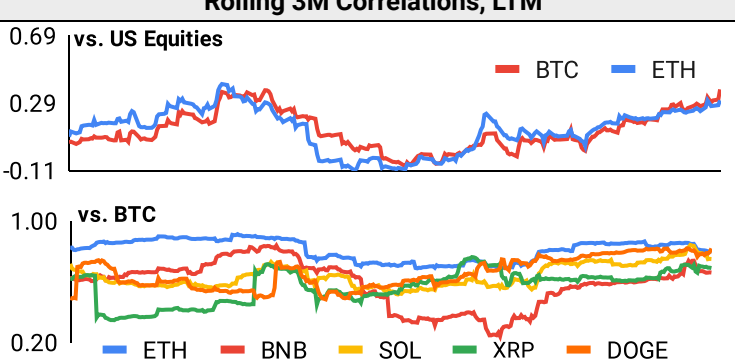
Global Equity Markets							SPX vs. BTC, LTM	
	US	USGrwth	UK	Germany	Japan	HK		
1D	0%	1%	-1%	0%	2%	-1%		
7D	0%	-1%	1%	0%	1%	-2%		
90D	5%	8%	5%	-2%	-5%	1%		
365D	28%	35%	15%	12%	13%	-16%		

10-Year Treasury Yields							Commodities & FX					
	US	Brazil	UK	Germany	Japan	HK	Last	WTI	Gas	Gold	USD/EUR	USD/JPY
Last	4.31%	12.00%	4.17%	2.44%	1.02%	3.50%	Last	80.7	2.80	2,311	0.94	160.6
1d Chg	0.07	-0.05	0.09	0.02	0.00	-0.06	1d % Chg	-0.2%	-2.2%	-0.9%	0.4%	0.6%

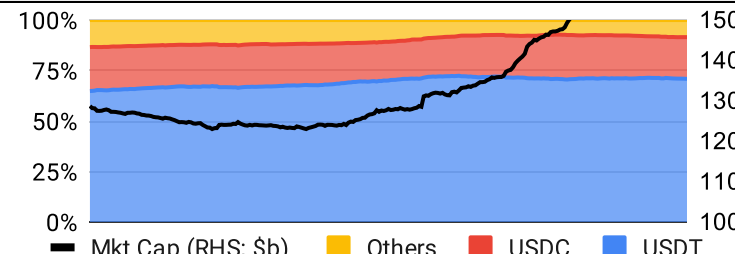
Volatility

Annualized Volatility							Rolling 3M Annualized Volatility, LTM		
	BTC	ETH	BNB	SOL	XRP	DOGE			
30D	30%	33%	55%	55%	33%	57%			
90D	48%	64%	50%	79%	51%	88%			
180D	55%	63%	61%	85%	61%	105%			
365D	47%	54%	53%	91%	92%	84%			

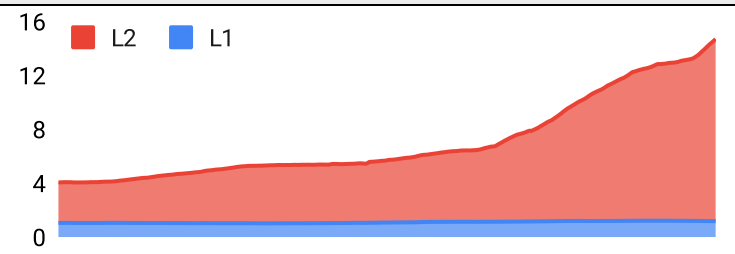
Correlations

Intra-Crypto Correlations, LTM							Rolling 3M Correlations, LTM	
	BTC	ETH	BNB	SOL	XRP	DOGE		
BTC								
ETH	0.79							
BNB	0.56	0.54						
SOL	0.63	0.57	0.41					
XRP	0.44	0.47	0.31	0.44				
DOGE	0.71	0.63	0.43	0.50	0.41			

Stablecoins

Stablecoin Market Size and Volume, \$m					Stablecoin Dominance (LHS) & Market Cap \$b (RHS), LTM	
Ticker	Price	1d Vol	20d Avg Vol	Market Cap		
USDT	1.00	47,753	53,113	112,796		
USDC	1.00	5,457	5,104	32,899		
DAI	1.00	326	385	5,348		
USDe	1.00	57	122	3,577		
USDD	1.00	4	7	731		
FRAX	1.00	18	41	648		

Ethereum Mainnet & Layer 2s

Mainnet & Layer 2 Transactions (m/day) and L2 TVL (\$m)					Transactions (m/day), Rolling 90-Day Average, LTM	
Network	1d	30d Avg	TVL	Tech Type		
Xai	9.0	3.8				
Base	3.5	2.8		Optimistic Rollup		
Arbitrum One	2.4	2.1		Optimistic Rollup		
Proof of Play	2.2	1.2				
Ethereum	1.2	1.2	-	mainnet		
Blast	1.0	0.9		Optimistic Rollup		
ZKsync Era	0.5	0.6		ZK Rollup		
Linea	0.5	0.6		ZK Rollup		
Taiko	1.5	0.6		Optimistic Rollup		
OP Mainnet	0.5	0.5		Optimistic Rollup		

Layer 2 Token Performance & Market Cap (\$b)					
	MATIC	IMX	STX	MNT	ARB
24h Return	-2%	-1%	+0.34%	+1.67%	-1%
Market Cap	5.5	3.1	2.5	2.5	1.0

NFTs and DAOs

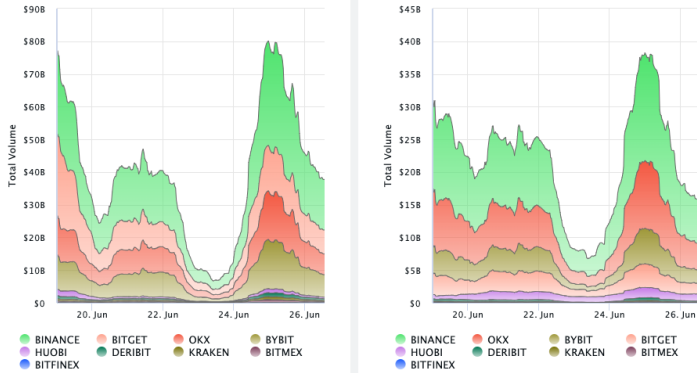
NFT Collection Stats (\$; Volume, MC in \$m)						DAO Treasury Amount (\$m) and Composition					
Collection	Floor	% Listed	3M Ret.	3M Vol	Market Cap	DAO	Treasury	Stables	BTC/ETH	Own Tokens	Other
CryptoPunks	88,929	12%	-43%	79,209	889,288,400	Uniswap	3,736	0%	0%	100%	0%
Bored Ape Yacht C	30,723	3%	-26%	195,072	307,232,830	Mantle	3,157	2%	24%	73%	2%
Pudgy Penguins	29,706	3%	-32%	136,778	264,029,340	Arbitrum	2,637	0%	2%	98%	0%
Autoglyphs	421,184	1%	-44%	501	215,646,400	ENS	1,826	0%	0%	92%	8%
Milady Maker	18,183	5%	1%	82,463	181,828,270	Optimism	1,355	0%	0%	100%	0%
Chromie Squiggle	13,056	2%	-19%	3,755	130,478,040	Ethereum	1,043	0%	100%	0%	0%
Mocaverse	13,032	1%	-6%	29,144	115,826,830	Golem	914	0%	94%	6%	0%
Fidenza by Tyler H	107,486	3%	-29%	1,617	107,378,770	Gnosis	548	6%	27%	48%	19%
NodeMonkes	10,449	15%	-69%	60,565	104,491,104	Lido	402	0%	36%	63%	1%
Azuki	10,283	2%	-33%	82,192	102,831,800	Merit Circle	349	7%	2%	89%	2%

Crypto News

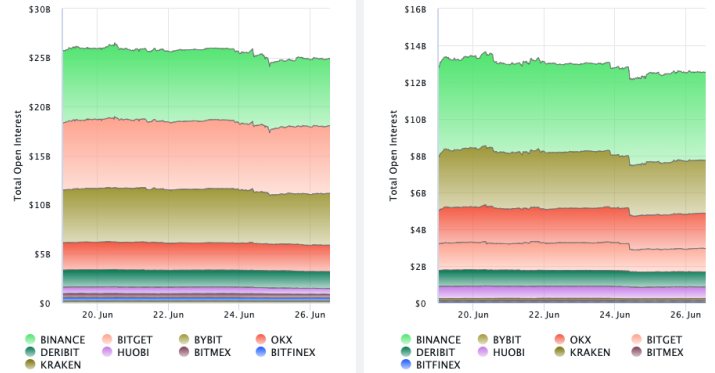
- [Market eyes max pain prices as \\$6.6 billion BTC and \\$3.4 billion ETH options expiry nears - CryptoSlate](#)
- [Spot Bitcoin ETFs reverse 7-day outflow streak - Cointelegraph](#)
- [Dems mocked crypto, now a \\$160M bitcoin war chest could ruin their November: 'Our Founding Fathers would have been bitcoiners' - New York Times](#)
- [Matt Gaetz proposes bitcoin tax payments - The Hill](#)
- [Ethereum hits longest inflationary period since Merge - Blockworks](#)
- [First Mover Americas: Germany Moves 750 BTC, Altcoins Bleed Liquidity - CoinDesk](#)
- [Ether Spot ETFs to Attract \\$15B of Net Inflows in First 18 Months: Bitwise - CoinDesk](#)
- [Hydrogen Technology Execs Jailed for HYDRO Price Manipulation - CoinDesk](#)
- [Solana Adds 'Blinks' and 'Actions' so Users Can Trade Crypto on Their Favorite Social Apps - CoinDesk](#)

Crypto Futures

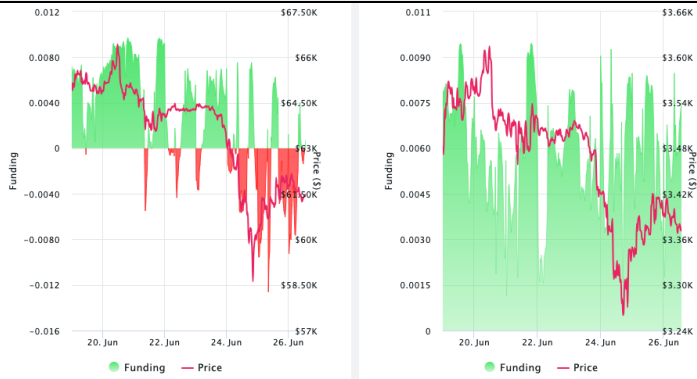
Futures Volume (BTC LHS ; ETH RHS), 1d



Futures Open Interest (BTC LHS ; ETH RHS)



OI Weighted Funding Rate (BTC LHS ; ETH RHS), 1d

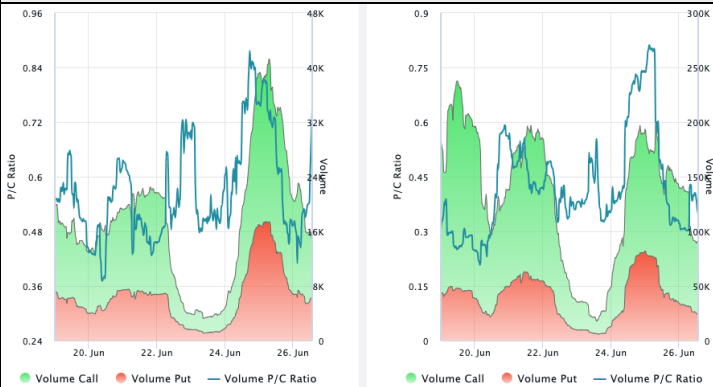


Liquidations (BTC LHS ; ETH RHS), 1d

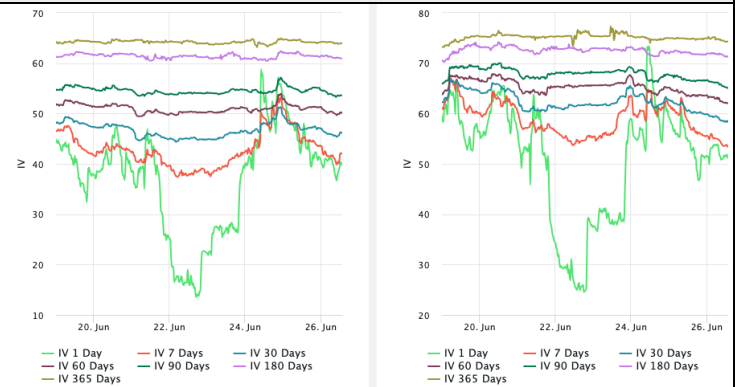


Crypto Options

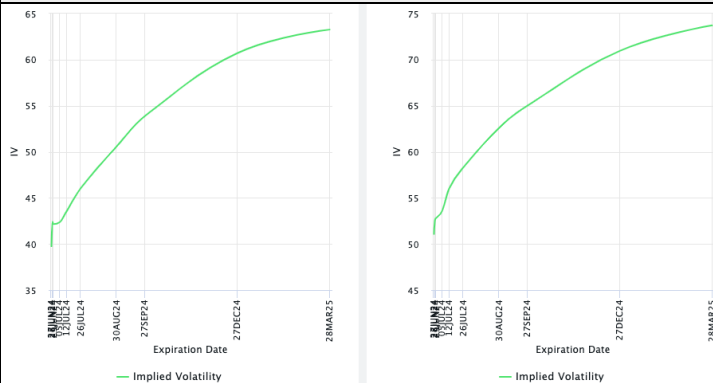
Options Volume & Put/Call Ratio (BTC LHS ; ETH RHS), 1d



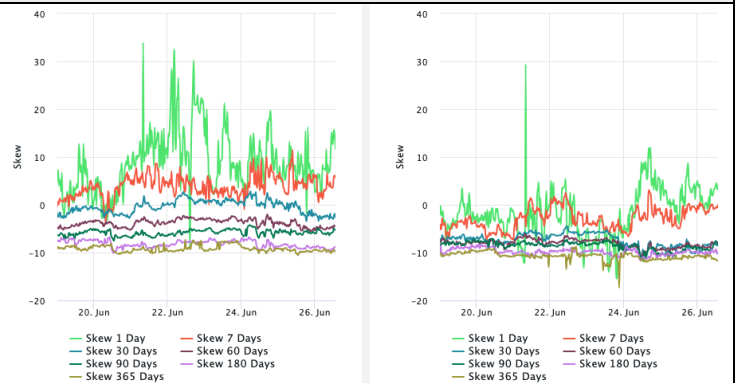
ATM Implied Volatility (BTC LHS ; ETH RHS)



ATM Implied Vol Term Structure (BTC LHS ; ETH RHS)



25 Delta Skew (BTC LHS ; ETH RHS)



About GSR

GSR has over a decade of extensive experience in the crypto market, serving as a trusted liquidity provider and active, multi-stage investor. Our suite of services includes OTC Trading, Derivatives, and Market Making. GSR is actively involved in every major sector of the digital asset ecosystem, working with token issuers, institutional investors, miners, and leading trading venues.

For more information or if we can help with anything, please see gsr.io or contact us at gsr@gsr.io.

Follow GSR for more content: [Twitter](#) [Telegram](#) [LinkedIn](#)

Authors

Brian Rudick, Senior Strategist [Twitter](#) [Telegram](#)

Required Disclosures

This material is provided by GSR (the "Firm") solely for informational purposes, is intended only for sophisticated, institutional investors and does not constitute an offer or commitment, a solicitation of an offer or commitment, or any advice or recommendation, to enter into or conclude any transaction (whether on the terms shown or otherwise), or to provide investment services in any state or country where such an offer or solicitation or provision would be illegal. The Firm is not and does not act as an advisor or fiduciary in providing this material. GSR is not authorised or regulated in the UK by the Financial Conduct Authority. The protections provided by the UK regulatory system will not be available to you. Specifically, information provided herein is intended for institutional persons only and is not suitable for retail persons in the United Kingdom, and no solicitation or recommendation is being made to you in regards to any products or services.

This material is not a research report, and not subject to any of the independence and disclosure standards applicable to research reports prepared pursuant to FINRA or CFTC research rules. This material is not independent of the Firm's proprietary interests, which may conflict with the interests of any counterparty of the Firm. The Firm trades instruments discussed in this material for its own account, may trade contrary to the views expressed in this material, and may have positions in other related instruments.

Information contained herein is based on sources considered to be reliable, but is not guaranteed to be accurate or complete. Any opinions or estimates expressed herein reflect a judgment made by the author(s) as of the date of publication, and are subject to change without notice. Trading and investing in digital assets involves significant risks including price volatility and illiquidity and may not be suitable for all investors. The Firm is not liable whatsoever for any direct or consequential loss arising from the use of this material. Copyright of this material belongs to GSR. Neither this material nor any copy thereof may be taken, reproduced or redistributed, directly or indirectly, without prior written permission of GSR

Notes & Sources

All options data is based on Deribit and derivatives graphics are from Laevidas. Market returns are based on price returns for the following ETFs: VOO, QQQ, EWU, EWG, EWJ, and EWH. Onchain volumes are not considered and thus certain token volumes may be understated (e.g., stETH).

CoinGecko	Santiment	DefiLlama	CoinMarketCap	Laevidas
L2Beat	Google Finance	TradingView	Deribit	WorldCoinIndex
Cryptorank	Investing.com	NFT Price Floor	CryptoSlate	