





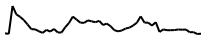






Crypto Leaderboard

Rank	Name	Ticker	Price	24h	7d	30d	24h Vol \$m	MC \$m	1-Year Chart
1	Bitcoin	BTC	\$61,465	1%	-5%	-10%	21,986	1,211,952	
2	Ethereum	ETH	\$3,445	2%	-2%	-10%	11,735	413,879	
3	Tether	USDT	\$1.00	0%	0%	0%	34,807	112,536	
4	BNB	BNB	\$579	1%	-1%	-4%	842	88,963	
5	Solana	SOL	\$148	9%	11%	-12%	3,092	68,514	
6	Lido stETH	STETH	\$3,446	2%	-2%	-10%	64	33,340	
7	USD Coin	USDC	\$1.00	0%	0%	0%	4,964	32,742	
8	XRP Ledger	XRP	\$0.47	1%	-3%	-10%	734	26,324	
9	Toncoin	TON	\$7.78	4%	9%	20%	337	19,112	
10	Dogecoin	DOGE	\$0.12	1%	0%	-25%	592	18,002	

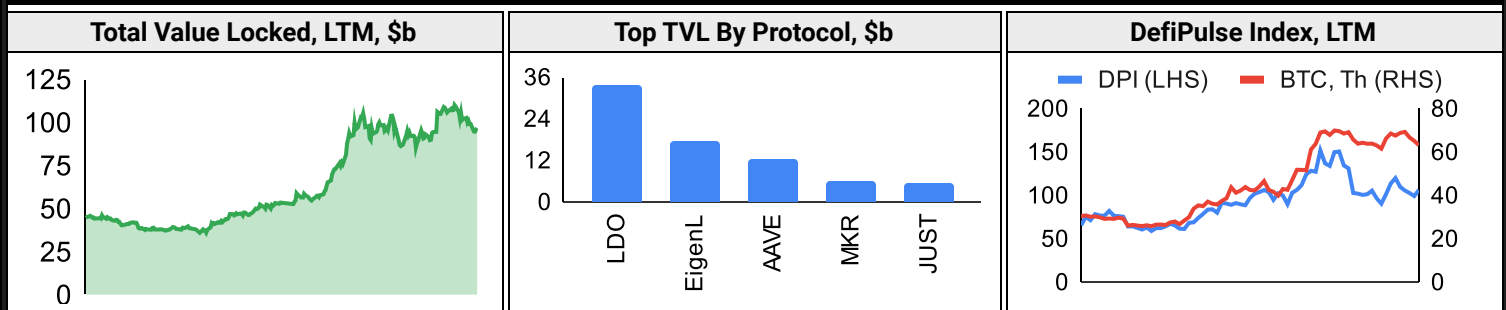
Top & Bottom Performers - Top 100 Tokens

24h		7 Days		30 Days		90 Days		365 Days	
MKR	10%	KAS	23%	KAS	29%	PEPE	58%	BONK	6784%
JUP	9%	BONK	13%	JASMY	21%	TON	55%	SOL	827%
MSOL	9%	INJ	12%	TON	20%	JASMY	48%	PEPE	757%
SOL	9%	DOT	12%	XMR	18%	KAS	31%	JASMY	646%
NOT	-4%	FET	-5%	RUNE	-39%	GALA	-57%	DYDX	-24%
ONDO	-4%	BTC	-5%	STRK	-42%	TIA	-59%	ARB	-27%
AGIX	-11%	UNI	-6%	BONK	-42%	DYDX	-59%	QNT	-27%
FET	-14%	SUI	-6%	TIA	-46%	APT	-59%	STRK	-38%

Category Performance

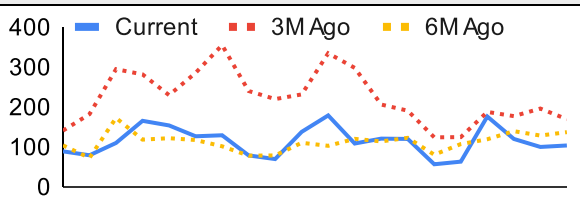
Category	7d	30d	90d	180d	365d	Ecosystem	7d	30d	90d	180d	365d
CEXs	-2%	-8%	-23%	1%	38%	Tron	3%	-1%	-18%	14%	68%
Other DeFi	4%	-9%	-29%	-11%	59%	Ethereum	-2%	-17%	-35%	-15%	40%
Lending	2%	-18%	6%	52%	192%	Avalanche	1%	-20%	-37%	0%	76%
Currency	-1%	-19%	-37%	-5%	28%	BSC	-5%	-24%	-27%	-2%	71%
Privacy	1%	-20%	-35%	-19%	-3%	Polygon	-1%	-26%	-37%	-8%	48%
DEX	0%	-25%	-46%	-24%	87%	Solana	2%	-27%	-45%	-12%	167%
Smart Contract	2%	-27%	-41%	-13%	89%	Cosmos	0%	-27%	-39%	-1%	158%
IoT/Data/Comp.	0%	-27%	-45%	-4%	98%	Polkadot	0%	-29%	-39%	-14%	44%
Gaming/Entertai	2%	-31%	-52%	-27%	62%						
Meme	-4%	-32%	-42%	96%	171%						
Scaling	0%	-33%	-51%	-30%	28%						

DeFi

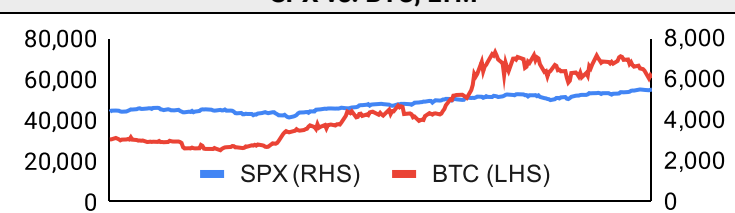


Trading Volume

Aggregate Volumes by Product, \$b					Top Derivatives Exchanges, \$m and bps					Top Spot Exchanges, \$m		
Product	1d	7d	30d	O/I	Exchange	1d Vol	O/I	Mkr	Tkr	Exchange	Score	1d Vol
Spot	28	193	897	n/a	Binance	42,861	18,439	2.0	4.0	Binance	9.9	12,153
Perpetuals	105	724	29,820	575	Bybit	15,348	12,408	2.0	5.5	Coinbase	8.2	2,557
Futures	0	2	9	2	OKX	15,826	6,142	2.0	5.0	OKX	7.8	1,682
Options	1	10	45	n/a	Bitget	12,654	9,772	2.0	6.0	Bybit	7.6	3,906

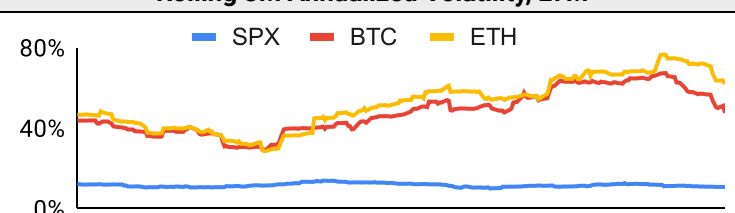
Daily Spot Volume, Top 100 Tokens Last 20d, \$b				Top Volume, 1d, \$m		Top Volume, %20d Avg		Low Volume, %20d Avg	
				USDT	46,255	RETH	494%	STRK	39%
				BTC	21,928	KAS	241%	BTT	52%
				ETH	12,377	LEO	205%	XMR	54%
				USDC	5,329	MKR	193%	ICP	54%
				FDUSD	3,925	FET	155%	SUI	58%

Traditional Finance

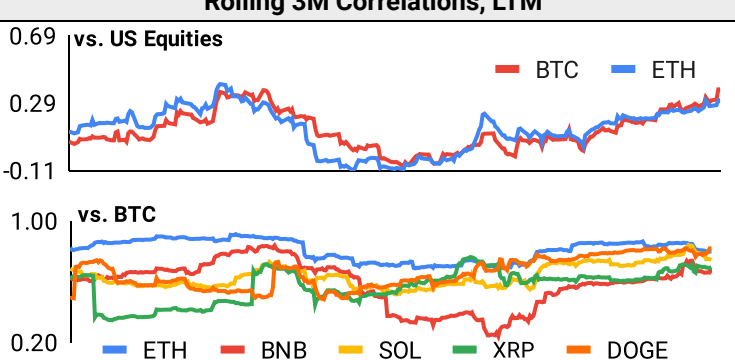
Global Equity Markets							SPX vs. BTC, LTM				
	US	USGrwth	UK	Germany	Japan	HK					
1D	0%	0%	-1%	0%	0%	0%					
7D	0%	-1%	0%	0%	1%	-3%					
90D	5%	8%	4%	-2%	-5%	1%					
365D	27%	33%	14%	10%	12%	-17%					

10-Year Treasury Yields							Commodities & FX					
	US	Brazil	UK	Germany	Japan	HK	Last	WTI	Gas	Gold	USD/EUR	USD/JPY
Last	4.29%	12.17%	4.17%	2.45%	1.05%	3.57%	Last	82.0	2.69	2,338	0.93	160.8
1d Chg	-0.02	0.05	0.03	0.00	-0.03	-0.06	1d % Chg	1.3%	-2.2%	1.1%	-0.2%	0.0%

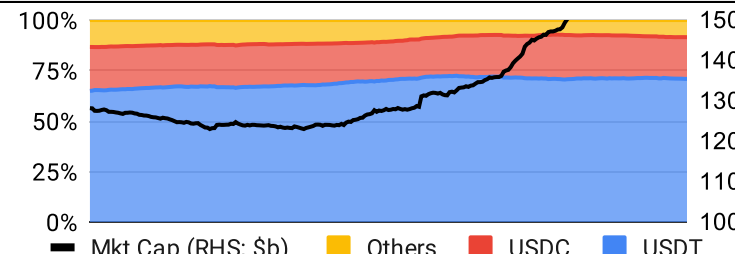
Volatility

Annualized Volatility							Rolling 3M Annualized Volatility, LTM			
	BTC	ETH	BNB	SOL	XRP	DOGE				
30D	30%	34%	55%	63%	33%	57%				
90D	48%	64%	49%	81%	51%	88%				
180D	55%	63%	61%	85%	61%	105%				
365D	47%	54%	52%	92%	92%	84%				

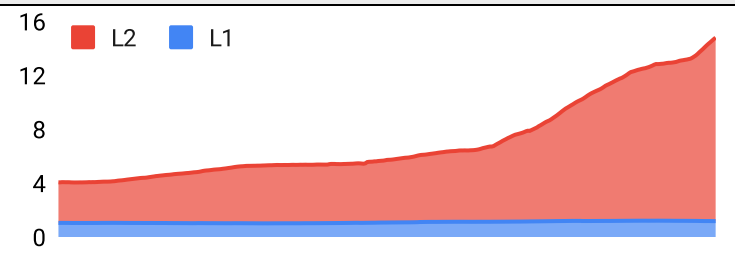
Correlations

Intra-Crypto Correlations, LTM							Rolling 3M Correlations, LTM				
	BTC	ETH	BNB	SOL	XRP	DOGE					
BTC											
ETH	0.79										
BNB	0.56	0.53									
SOL	0.63	0.57	0.41								
XRP	0.44	0.47	0.31	0.44							
DOGE	0.71	0.63	0.43	0.49	0.41						

Stablecoins

Stablecoin Market Size and Volume, \$m					Stablecoin Dominance (LHS) & Market Cap \$b (RHS), LTM	
Ticker	Price	1d Vol	20d Avg Vol	Market Cap		
USDT	1.00	46,255	51,094	112,656		
USDC	1.00	5,329	4,970	32,837		
DAI	1.00	413	390	5,347		
USDe	1.00	83	120	3,599		
USDD	0.99	5	7	732		
FRAX	1.00	20	41	648		
						— Mkt Cap (RHS: \$b) ■ Others ■ USDC ■ USDT

Ethereum Mainnet & Layer 2s

Mainnet & Layer 2 Transactions (m/day) and L2 TVL (\$m)					Transactions (m/day), Rolling 90-Day Average, LTM	
Network	1d	30d Avg	TVL	Tech Type		
Xai	9.0	4.1				
Base	3.4	2.8		Optimistic Rollup		
Arbitrum One	2.3	2.1		Optimistic Rollup		
Proof of Play	2.2	1.3				
Ethereum	1.2	1.2	-	mainnet		
Blast	0.9	0.9		Optimistic Rollup		
ZKsync Era	0.5	0.6		ZK Rollup		
Taiko	1.4	0.6		Optimistic Rollup		
Linea	0.5	0.6		ZK Rollup		
OP Mainnet	0.4	0.5		Optimistic Rollup		

Layer 2 Token Performance & Market Cap (\$b)					
	MATIC	IMX	MNT	STX	ARB
24h Return	+2.68%	+2.72%	+3.42%	+1.64%	+1.56%
Market Cap	5.7	3.1	2.6	2.5	1.1

NFTs and DAOs

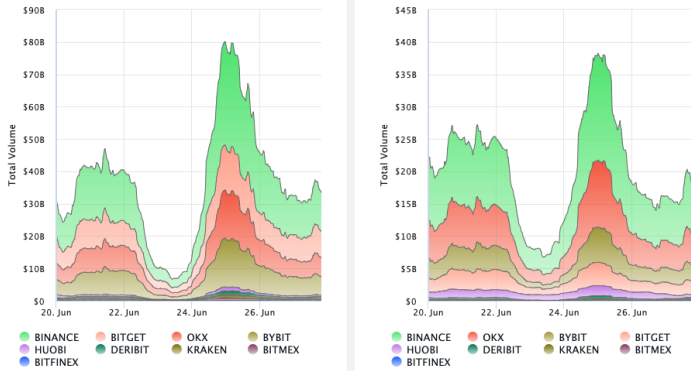
NFT Collection Stats (\$; Volume, MC in \$m)						DAO Treasury Amount (\$m) and Composition					
Collection	Floor	% Listed	3M Ret.	3M Vol	Market Cap	DAO	Treasury	Stables	BTC/ETH	Own Tokens	Other
CryptoPunks	90,727	12%	-43%	79,389	907,269,800	Uniswap	3,780	0%	0%	100%	0%
Bored Ape Yacht C	31,189	3%	-27%	190,373	311,889,700	Mantle	3,218	2%	24%	73%	2%
Pudgy Penguins	31,361	3%	-28%	135,597	278,739,100	Arbitrum	2,665	0%	2%	98%	0%
Autoglyphs	430,199	1%	-44%	501	220,262,080	ENS	1,902	0%	0%	92%	8%
Milady Maker	18,215	5%	1%	82,178	182,150,300	Optimism	1,394	0%	0%	100%	0%
Chromie Squiggle	13,355	2%	-26%	3,710	133,465,560	Ethereum	1,071	0%	100%	0%	0%
Mocaverse	12,854	1%	0%	28,925	114,249,530	Golem	932	0%	95%	5%	0%
Mutant Ape Yacht	5,683	3%	-22%	120,369	110,766,190	Gnosis	563	6%	27%	49%	18%
Azuki	10,915	2%	-29%	80,223	109,153,304	Lido	402	0%	37%	63%	1%
Fidenza by Tyler H	106,689	3%	-31%	1,711	106,582,750	Merit Circle	348	7%	2%	89%	2%

Crypto News

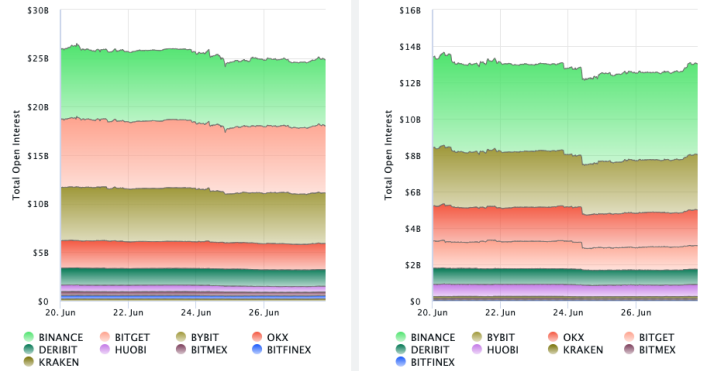
- [US Government Moves Millions in Bitcoin to Coinbase - Bitcoin Magazine](#)
- [Bitcoin ETF issuer VanEck files for Solana ETF in the US - Cointelegraph](#)
- [Satoshi-Era Miner Wallet Wakes Up After 14 Years - U.Today](#)
- [Solana ETFs and Huge SOL Gains a Real Possibility Under Trump, Major Crypto Trader Says - CoinDesk](#)
- [Julian Assange Received \\$500K Bitcoin Donation From Anonymous Bitcoin Whale - CoinDesk](#)
- [CoreWeave expands Core Scientific computing deal by \\$1.225B - Cointelegraph](#)
- [JPMorgan says Mt. Gox creditors likely to sell part of bitcoin receivables next month - The Block](#)
- [Bitcoin \(BTC\) Miner CleanSpark \(CLSK\) to Buy Peer Grid \(GRDI\) for \\$155M Enterprise Value - CoinDesk](#)
- [Coinbase announces lawsuits against SEC, FDIC in Freedom of Information Act dispute - Blockworks](#)

Crypto Futures

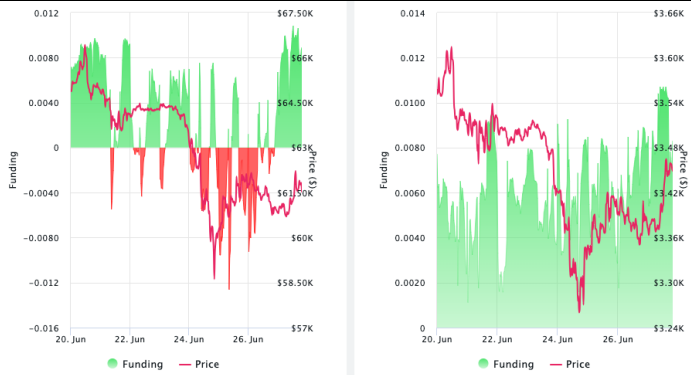
Futures Volume (BTC LHS ; ETH RHS), 1d



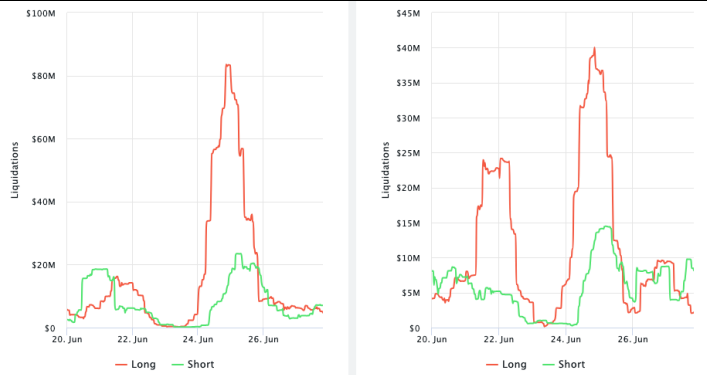
Futures Open Interest (BTC LHS ; ETH RHS)



OI Weighted Funding Rate (BTC LHS ; ETH RHS), 1d

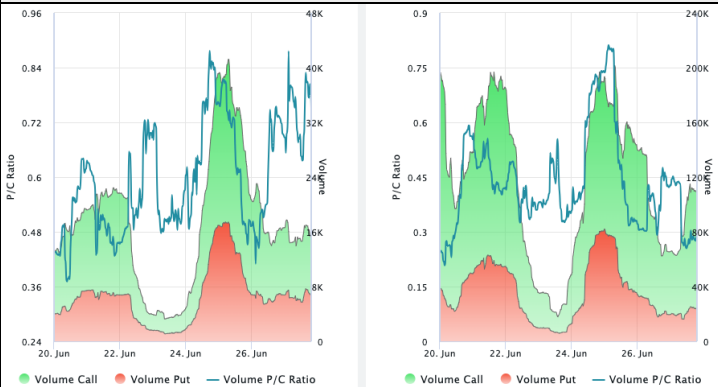


Liquidations (BTC LHS ; ETH RHS), 1d

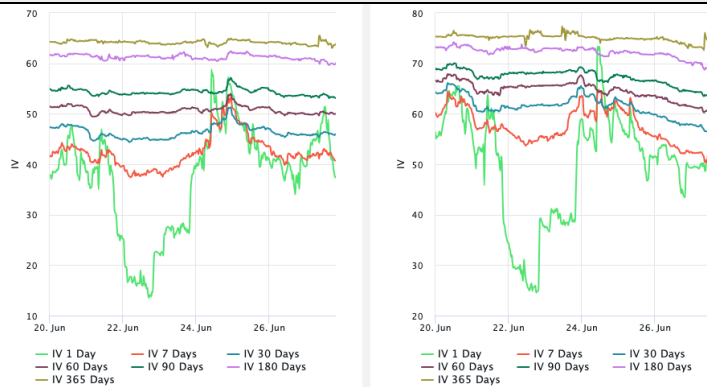


Crypto Options

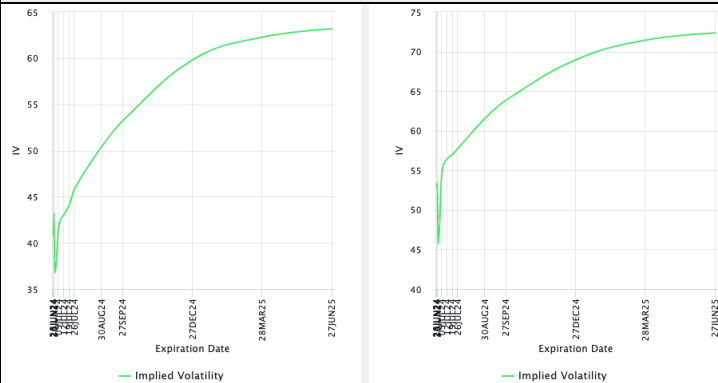
Options Volume & Put/Call Ratio (BTC LHS ; ETH RHS), 1d



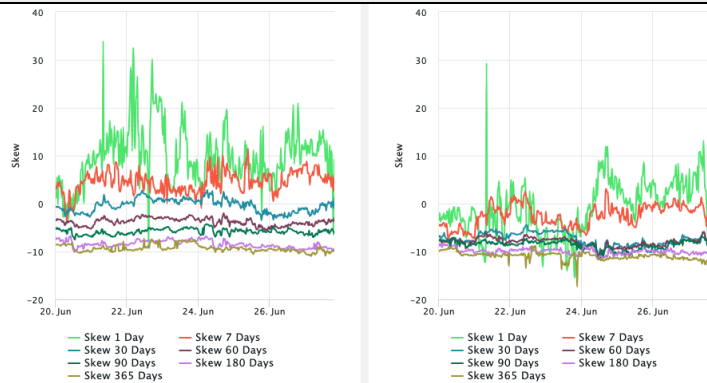
ATM Implied Volatility (BTC LHS ; ETH RHS)



ATM Implied Vol Term Structure (BTC LHS ; ETH RHS)



25 Delta Skew (BTC LHS ; ETH RHS)



About GSR

GSR has over a decade of extensive experience in the crypto market, serving as a trusted liquidity provider and active, multi-stage investor. Our suite of services includes OTC Trading, Derivatives, and Market Making. GSR is actively involved in every major sector of the digital asset ecosystem, working with token issuers, institutional investors, miners, and leading trading venues.

For more information or if we can help with anything, please see gsr.io or contact us at gsr@gsr.io.

Follow GSR for more content: [Twitter](#) [Telegram](#) [LinkedIn](#)

Authors

Brian Rudick, Senior Strategist [Twitter](#) [Telegram](#)

Required Disclosures

This material is provided by GSR (the "Firm") solely for informational purposes, is intended only for sophisticated, institutional investors and does not constitute an offer or commitment, a solicitation of an offer or commitment, or any advice or recommendation, to enter into or conclude any transaction (whether on the terms shown or otherwise), or to provide investment services in any state or country where such an offer or solicitation or provision would be illegal. The Firm is not and does not act as an advisor or fiduciary in providing this material. GSR is not authorised or regulated in the UK by the Financial Conduct Authority. The protections provided by the UK regulatory system will not be available to you. Specifically, information provided herein is intended for institutional persons only and is not suitable for retail persons in the United Kingdom, and no solicitation or recommendation is being made to you in regards to any products or services.

This material is not a research report, and not subject to any of the independence and disclosure standards applicable to research reports prepared pursuant to FINRA or CFTC research rules. This material is not independent of the Firm's proprietary interests, which may conflict with the interests of any counterparty of the Firm. The Firm trades instruments discussed in this material for its own account, may trade contrary to the views expressed in this material, and may have positions in other related instruments.

Information contained herein is based on sources considered to be reliable, but is not guaranteed to be accurate or complete. Any opinions or estimates expressed herein reflect a judgment made by the author(s) as of the date of publication, and are subject to change without notice. Trading and investing in digital assets involves significant risks including price volatility and illiquidity and may not be suitable for all investors. The Firm is not liable whatsoever for any direct or consequential loss arising from the use of this material. Copyright of this material belongs to GSR. Neither this material nor any copy thereof may be taken, reproduced or redistributed, directly or indirectly, without prior written permission of GSR

Notes & Sources

All options data is based on Deribit and derivatives graphics are from Laevidas. Market returns are based on price returns for the following ETFs: VOO, QQQ, EWU, EWG, EWJ, and EWH. Onchain volumes are not considered and thus certain token volumes may be understated (e.g., stETH).

CoinGecko	Santiment	DefiLlama	CoinMarketCap	Laevidas
L2Beat	Google Finance	TradingView	Deribit	WorldCoinIndex
Cryptorank	Investing.com	NFT Price Floor	CryptoSlate	