












## Crypto Leaderboard

Rank	Name	Ticker	Price	24h	7d	30d	24h Vol \$m	MC \$m	1-Year Chart
1	Bitcoin	BTC	\$69,533	2%	0%	9%	23,826	1,370,300	
2	Ethereum	ETH	\$3,830	1%	-2%	23%	10,621	460,026	
3	Tether	USDT	\$1.00	0%	0%	0%	25,045	112,154	
4	BNB	BNB	\$633	5%	5%	8%	1,708	97,337	
5	Solana	SOL	\$166	1%	-2%	14%	1,863	76,403	
6	Lido stETH	STETH	\$3,830	1%	-2%	23%	64	36,315	
7	USD Coin	USDC	\$1.00	0%	0%	0%	4,608	32,365	
8	XRP Ledger	XRP	\$0.52	1%	-2%	-2%	808	28,874	
9	Dogecoin	DOGE	\$0.16	2%	-4%	1%	706	23,444	
10	Toncoin	TON	\$6.67	3%	4%	16%	564	16,088	

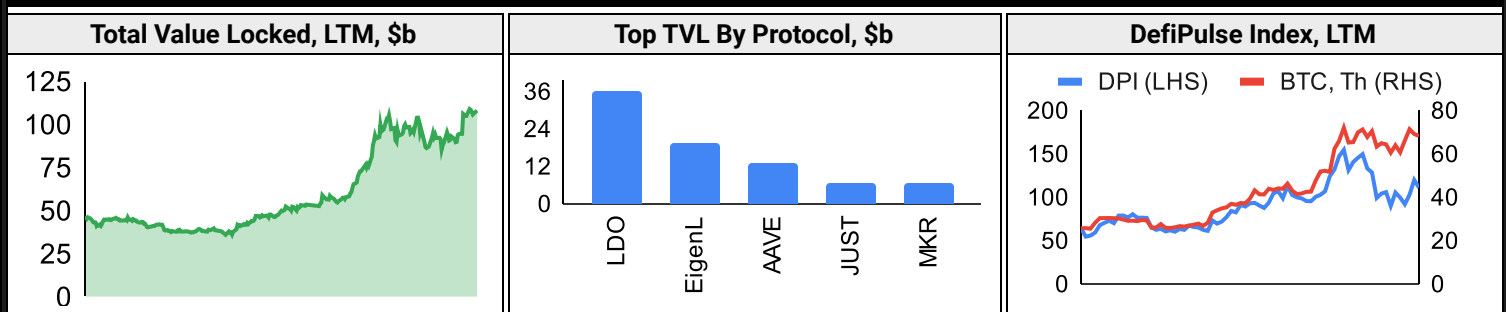
## Top & Bottom Performers - Top 100 Tokens

24h		7 Days		30 Days		90 Days		365 Days	
NOT	11%	JASMY	37%	JASMY	92%	TON	157%	BONK	7583%
FLOKI	11%	BGB	16%	PEPE	76%	PEPE	142%	PEPE	1137%
ENA	8%	XMR	11%	KAS	35%	NEAR	72%	KAS	831%
KAS	8%	AR	10%	UNI	29%	GT	66%	FET	704%
AKT	-2%	UNI	-12%	TAO	-14%	ARB	-43%	QNT	-20%
ZBC	-2%	TAO	-13%	OP	-15%	TAO	-44%	MATIC	-21%
TAO	-3%	RUNE	-13%	CRO	-16%	DYDX	-45%	ATOM	-21%
BRETT	-7%	AKT	-15%	STX	-18%	OP	-46%	SAND	-22%

## Category Performance

Category	7d	30d	90d	180d	365d	Ecosystem	7d	30d	90d	180d	365d
Lending	-2%	42%	49%	91%	161%	Avalanche	-2%	13%	-8%	43%	87%
Meme	-3%	11%	15%	179%	221%	Polygon	-2%	11%	3%	48%	67%
Gaming/Entertai	-3%	6%	-22%	21%	98%	Ethereum	-5%	10%	-21%	5%	46%
Other DeFi	-3%	6%	-11%	25%	60%	BSC	-2%	8%	20%	68%	87%
IoT/Data/Comp.	-1%	5%	-15%	70%	129%	Polkadot	-4%	2%	2%	49%	75%
DEX	-6%	4%	-14%	21%	99%	Solana	-11%	-1%	-11%	44%	165%
Privacy	-2%	4%	-10%	10%	10%	Cosmos	-7%	-2%	-11%	69%	192%
Currency	-3%	-1%	-5%	30%	82%	Tron	-1%	-9%	-19%	25%	54%
Smart Contract	-7%	-1%	-11%	50%	97%						
CEXs	-1%	-2%	-1%	25%	47%						
Scaling	-8%	-2%	-27%	57%	58%						

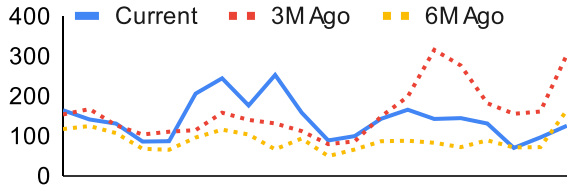
## DeFi



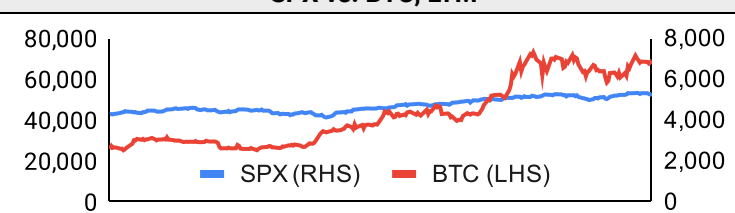
**Trading Volume**

Aggregate Volumes by Product, \$b					Top Derivatives Exchanges, \$m and bps					Top Spot Exchanges, \$m		
Product	1d	7d	30d	O/I	Exchange	1d Vol	O/I	Mkr	Tkr	Exchange	Score	1d Vol
Spot	34	234	1,090	n/a	Binance	51,178	22,345	2.0	4.0	Binance	9.9	17,677
Perpetuals	1,410	13,760	46,500	457	Bybit	16,279	14,061	2.0	5.5	Coinbase	8.2	1,593
Futures	0	2	10	1	OKX	20,086	7,473	2.0	5.0	Bybit	7.8	3,752
Options	1	11	57	n/a	Bitget	13,918	11,275	2.0	6.0	OKX	7.6	2,728

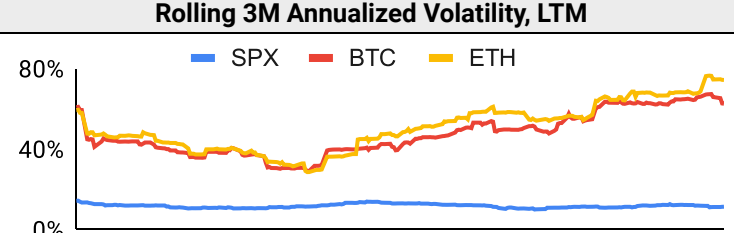
  

Daily Spot Volume, Top 100 Tokens Last 20d, \$b				Top Volume, 1d, \$m		Top Volume, %20d Avg		Low Volume, %20d Avg	
				USDT	60,610	FLR	284%	AKT	35%
				BTC	25,674	RON	238%	STRK	46%
				ETH	11,969	JASMY	235%	STETH	48%
				FDUSD	5,231	AXS	214%	ETC	48%
				USDC	4,710	KAS	206%	ARB	49%

**Traditional Finance**

Global Equity Markets							SPX vs. BTC, LTM				
	US	USGrwth	UK	Germany	Japan	HK					
1D	1%	0%	1%	1%	1%	0%					
7D	0%	-2%	0%	-1%	1%	-2%					
90D	3%	1%	10%	4%	-2%	3%					
365D	27%	29%	17%	16%	16%	-9%					

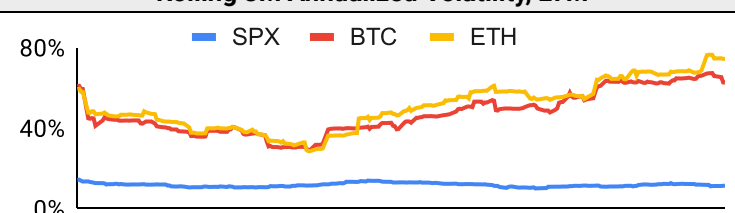
  

10-Year Treasury Yields							Commodities & FX				
	US	Brazil	UK	Germany	Japan	HK					
Last	4.47%	11.80%	4.32%	2.62%	1.05%	3.77%					
1d Chg	-0.05	-0.04	0.00	-0.03	-0.02	-0.06					

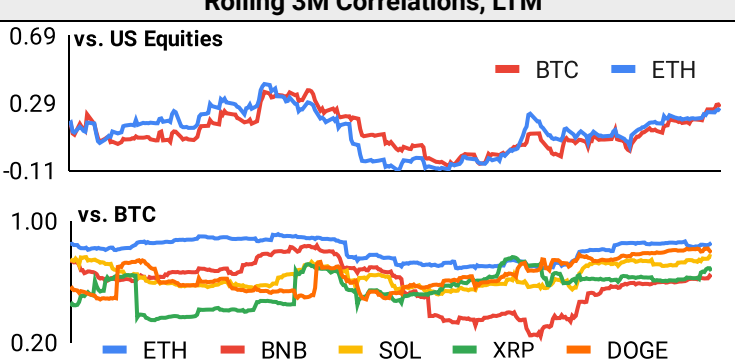
  

Commodities & FX							
	WTI	Gas	Gold	USD/EUR	USD/JPY		
Last	76.6	2.73	2,355	0.92	156.7		
1d % Chg	-0.5%	5.4%	0.4%	-0.1%	-0.4%		

**Volatility**

Annualized Volatility							Rolling 3M Annualized Volatility, LTM				
	BTC	ETH	BNB	SOL	XRP	DOGE					
30D	50%	79%	38%	78%	36%	78%					
90D	59%	75%	72%	94%	70%	113%					
180D	56%	65%	62%	93%	61%	105%					
365D	48%	54%	53%	92%	93%	84%					

**Correlations**

Intra-Crypto Correlations, LTM							Rolling 3M Correlations, LTM				
	BTC	ETH	BNB	SOL	XRP	DOGE					
BTC											
ETH	0.80										
BNB	0.56	0.54									
SOL	0.63	0.58	0.44								
XRP	0.44	0.48	0.32	0.44							
DOGE	0.71	0.64	0.45	0.50	0.42						

## Stablecoins

Stablecoin Market Size and Volume, \$m					Stablecoin Dominance (LHS) & Market Cap \$b (RHS), LTM	
Ticker	Price	1d Vol	20d Avg Vol	Market Cap		
USDT	1.00	60,610	63,347	112,158		
USDC	1.00	4,710	6,214	32,382		
DAI	1.00	375	414	5,348		
USDe	1.00	137	115	3,053		
USDD	1.00	7	6	732		
FRAX	1.00	25	17	648		

## Ethereum Mainnet & Layer 2s

Mainnet & Layer 2 Transactions (m/day) and L2 TVL (\$m)					Transactions (m/day), Rolling 90-Day Average, LTM	
Network	1d	30d Avg	TVL	Tech Type		
Base	2.2	2.1	7410	ORU		
Arbitrum One	2.0	2.1	19120	ORU		
Degen Chain	1.2	1.2				
Ethereum	1.1	1.1	-	Mainnet		
zkSync Era	0.7	0.7	855.95	ZKR		
Blast	0.6	0.6	3250	App-specific ORU		
Linea	0.9	0.6	1220	ZKR		
OP Mainnet	0.4	0.5	7670	ORU		
Apex	0.8	0.4				
Scroll	0.3	0.3	672.25	ZKR		

Layer 2 Token Performance & Market Cap (\$b)					
	MATIC	IMX	MNT	STX	ARB
24h Return	+1.99%	+0.19%	-1%	+3.07%	+1.30%
Market Cap	7.0	4.4	3.2	2.8	1.4

## NFTs and DAOs

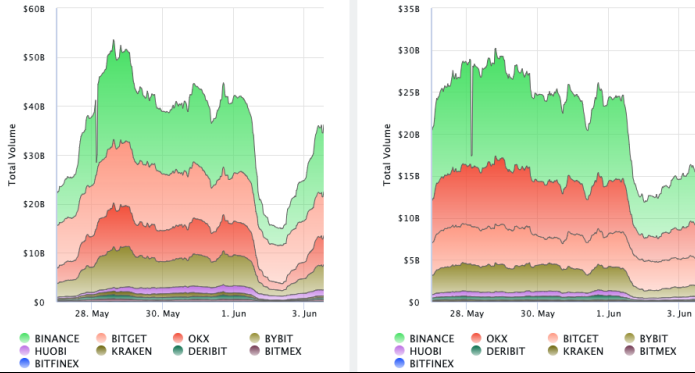
NFT Collection Stats (\$; Volume, MC in \$m)						DAO Treasury Amount (\$m) and Composition					
Collection	Floor	% Listed	3M Ret.	3M Vol	Market Cap	DAO	Treasury	Stables	BTC/ETH	Own Tokens	Other
CryptoPunks	125.4k	12%	-40%	99	1,200	Mantle	3,924	2%	22%	74%	1%
Bored Ape Yacht C	45.1k	3%	-33%	287	452	Arbitrum	3,881	0%	1%	99%	0%
Pudgy Penguins	39.4k	3%	-32%	194	350	Uniswap	3,865	0%	0%	100%	0%
Autoglyphs	534.8k	2%	-39%	1	274	Optimism	1,932	0%	0%	100%	0%
NodeMonkes	18.7k	15%	-59%	95	187	ENS	1,888	0%	0%	94%	6%
Milady Maker	17.3k	5%	0%	90	173	Ethereum	1,179	0%	100%	0%	0%
Chromie Squiggle	16.3k	2%	-33%	6	163	Golem	1,066	0%	94%	6%	0%
Fidenza by Tyler H	154.4k	4%	-19%	5	154	Gnosis	642	6%	28%	49%	18%
Mutant Ape Yacht	7.8k	4%	-35%	151	154	Merit Circle	541	4%	2%	92%	2%
Azuki	14.9k	3%	-10%	91	150	YGG	529	2%	1%	97%	0%

## Crypto News

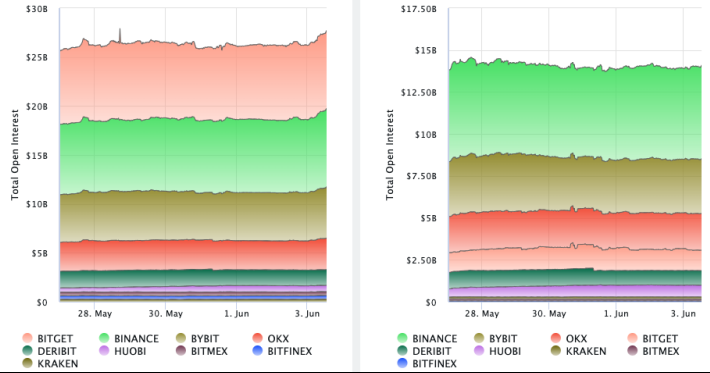
- [Bitcoin transaction value hits yearly high with \\$25B moved - Cointelegraph](#)
- [\\$3B ETH Withdrawals from Exchanges Signal Potential Supply Squeeze for Ethereum - Yahoo Finance](#)
- [China and UAE Praise Potential Role of CBDCs in Cross-Border Trade – News Bytes Bitcoin News - Bitcoin.com News](#)
- [Solana-based memecoin \\$GME surges by 300% on Roaring Kitty's return - Crypto Briefing](#)
- [OKX expands to the Netherlands with new crypto exchange and wallet - Cointelegraph](#)
- [Latam Insights: Paraguay Shuts Down Largest Illegal Bitcoin Mining Farm to Date, Argentina and El Salvador Discuss Bitcoin – Bitcoin News - B](#)
- [Japanese crypto exchange reports bitcoin theft worth \\$305M - Blockworks](#)
- [U.S. President Biden Vetoes Resolution Overturning SEC Guidance - CoinDesk](#)
- [Uniswap Postpones Protocol Upgrade Vote; UNI Tumbles 9% - CoinDesk](#)

## Crypto Futures

### Futures Volume (BTC LHS ; ETH RHS), 1d



### Futures Open Interest (BTC LHS ; ETH RHS)



### OI Weighted Funding Rate (BTC LHS ; ETH RHS), 1d

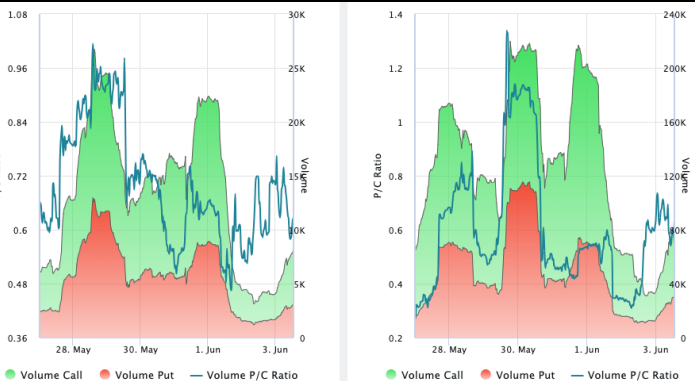


### Liquidations (BTC LHS ; ETH RHS), 1d

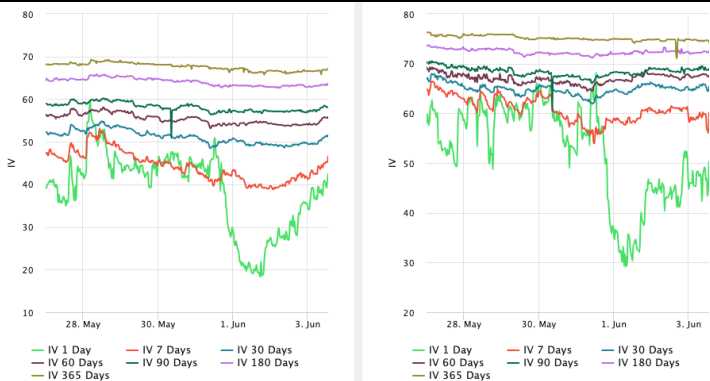


## Crypto Options

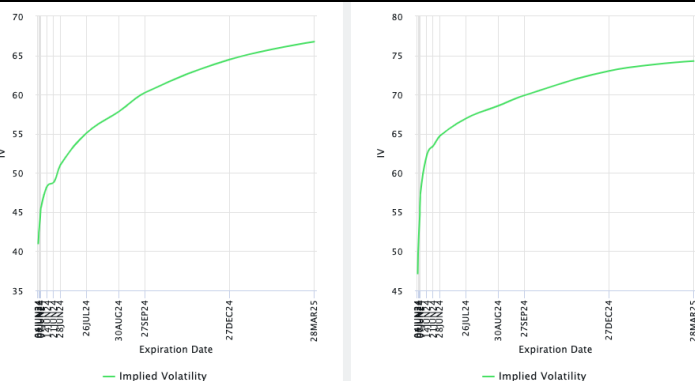
### Options Volume & Put/Call Ratio (BTC LHS ; ETH RHS), 1d



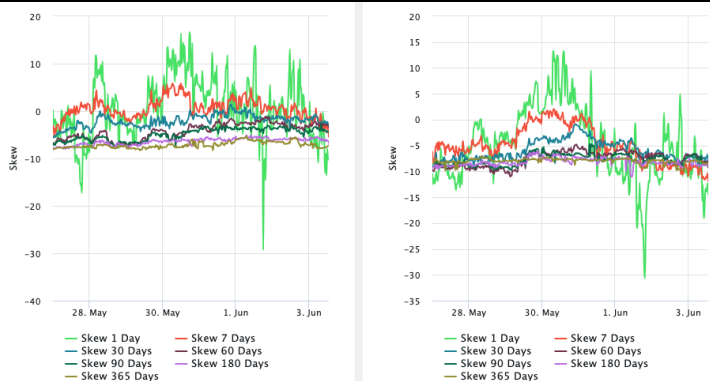
### ATM Implied Volatility (BTC LHS ; ETH RHS)



### ATM Implied Vol Term Structure (BTC LHS ; ETH RHS)



### 25 Delta Skew (BTC LHS ; ETH RHS)





June 3, 2024

### About GSR

GSR has over a decade of extensive experience in the crypto market, serving as a trusted liquidity provider and active, multi-stage investor. Our suite of services includes OTC Trading, Derivatives, and Market Making. GSR is actively involved in every major sector of the digital asset ecosystem, working with token issuers, institutional investors, miners, and leading trading venues.

For more information or if we can help with anything, please see [gsr.io](https://gsr.io) or contact us at [gsr@gsr.io](mailto:gsr@gsr.io).

Follow GSR for more content: [Twitter](#) [Telegram](#) [LinkedIn](#)

### Authors

Brian Rudick, Senior Strategist [Twitter](#) [Telegram](#)

### Required Disclosures

This material is provided by GSR (the "Firm") solely for informational purposes, is intended only for sophisticated, institutional investors and does not constitute an offer or commitment, a solicitation of an offer or commitment, or any advice or recommendation, to enter into or conclude any transaction (whether on the terms shown or otherwise), or to provide investment services in any state or country where such an offer or solicitation or provision would be illegal. The Firm is not and does not act as an advisor or fiduciary in providing this material. GSR is not authorised or regulated in the UK by the Financial Conduct Authority. The protections provided by the UK regulatory system will not be available to you. Specifically, information provided herein is intended for institutional persons only and is not suitable for retail persons in the United Kingdom, and no solicitation or recommendation is being made to you in regards to any products or services.

This material is not a research report, and not subject to any of the independence and disclosure standards applicable to research reports prepared pursuant to FINRA or CFTC research rules. This material is not independent of the Firm's proprietary interests, which may conflict with the interests of any counterparty of the Firm. The Firm trades instruments discussed in this material for its own account, may trade contrary to the views expressed in this material, and may have positions in other related instruments.

Information contained herein is based on sources considered to be reliable, but is not guaranteed to be accurate or complete. Any opinions or estimates expressed herein reflect a judgment made by the author(s) as of the date of publication, and are subject to change without notice. Trading and investing in digital assets involves significant risks including price volatility and illiquidity and may not be suitable for all investors. The Firm is not liable whatsoever for any direct or consequential loss arising from the use of this material. Copyright of this material belongs to GSR. Neither this material nor any copy thereof may be taken, reproduced or redistributed, directly or indirectly, without prior written permission of GSR

### Notes & Sources

All options data is based on Deribit and derivatives graphics are from Laevidas. Market returns are based on price returns for the following ETFs: VOO, QQQ, EWU, EWG, EWJ, and EWH. Onchain volumes are not considered and thus certain token volumes may be understated (e.g., stETH).

CoinGecko	Santiment	DefiLlama	CoinMarketCap	Laevidas
L2Beat	Google Finance	TradingView	Deribit	WorldCoinIndex
Cryptorank	Investing.com	NFT Price Floor	CryptoSlate	