












Crypto Leaderboard

Rank	Name	Ticker	Price	24h	7d	30d	24h Vol \$m	MC \$m	1-Year Chart
1	Bitcoin	BTC	\$70,678	1%	5%	12%	36,360	1,392,916	
2	Ethereum	ETH	\$3,796	0%	1%	24%	13,339	456,172	
3	Tether	USDT	\$1.00	0%	0%	0%	53,084	112,234	
4	BNB	BNB	\$697	7%	17%	19%	2,863	107,253	
5	Solana	SOL	\$172	4%	3%	13%	2,403	79,203	
6	Lido stETH	STETH	\$3,796	1%	1%	24%	54	36,028	
7	USD Coin	USDC	\$1.00	0%	0%	0%	5,908	32,361	
8	XRP Ledger	XRP	\$0.53	0%	1%	-3%	1,001	29,196	
9	Dogecoin	DOGE	\$0.16	2%	-1%	4%	773	23,425	
10	Toncoin	TON	\$7.28	5%	12%	26%	686	17,571	

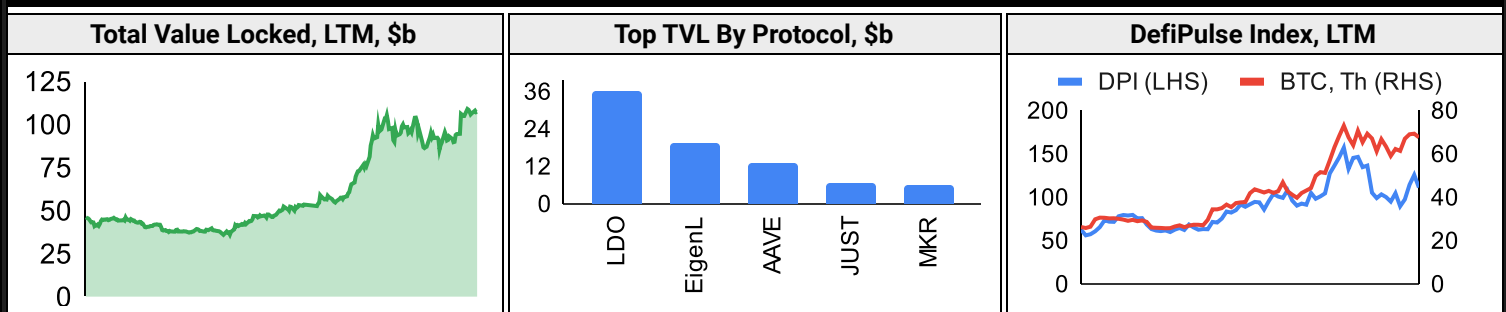
Top & Bottom Performers - Top 100 Tokens

24h		7 Days		30 Days		90 Days		365 Days	
FLOKI	20%	JASMY	56%	JASMY	106%	TON	164%	BONK	8161%
UNI	16%	KAS	38%	KAS	72%	PEPE	108%	KAS	1160%
ORDI	9%	BNB	17%	PEPE	70%	JASMY	82%	PEPE	1081%
KAS	9%	XMR	17%	UNI	50%	GT	72%	FET	775%
LDO	-3%	STRK	-6%	CRO	-9%	SEI	-44%	SAND	-12%
AR	-3%	SHIB	-7%	FET	-9%	OP	-46%	MATIC	-14%
JASMY	-4%	BONK	-7%	HBAR	-10%	ARB	-49%	ATOM	-16%
NOT	-13%	CHZ	-7%	OP	-10%	DYDX	-53%	QNT	-23%

Category Performance

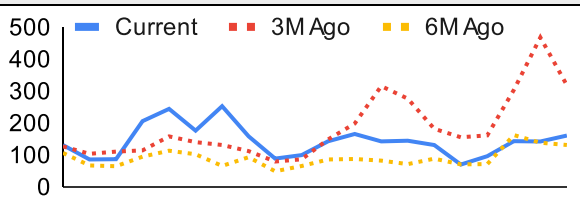
Category	7d	30d	90d	180d	365d	Ecosystem	7d	30d	90d	180d	365d
Lending	9%	41%	59%	115%	223%	Avalanche	2%	16%	-17%	36%	101%
Meme	2%	22%	15%	188%	278%	BSC	6%	15%	12%	69%	112%
DEX	-1%	9%	-24%	9%	116%	Ethereum	-1%	13%	-28%	0%	54%
Gaming/Entertai	1%	7%	-27%	13%	115%	Polygon	2%	13%	-8%	43%	81%
Other DeFi	-2%	7%	-21%	19%	70%	Polkadot	0%	3%	-12%	42%	85%
IoT/Data/Comp.	2%	6%	-24%	59%	142%	Solana	-6%	-2%	-27%	25%	178%
Privacy	2%	3%	-16%	7%	18%	Cosmos	-3%	-4%	-24%	63%	207%
CEXs	5%	1%	-4%	28%	59%	Tron	1%	-6%	-21%	22%	62%
Currency	2%	1%	-10%	27%	89%						
Smart Contract	-4%	-1%	-22%	38%	112%						
Scaling	-6%	-3%	-33%	37%	61%						

DeFi

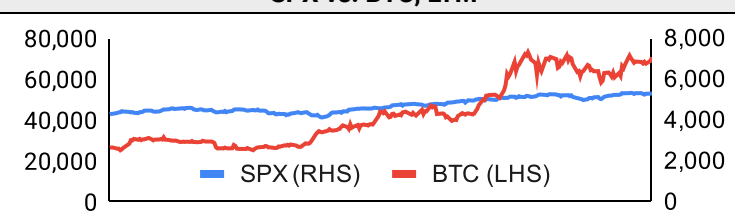


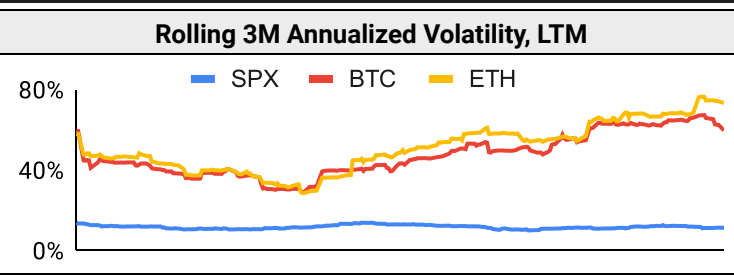
Trading Volume

Aggregate Volumes by Product, \$b					Top Derivatives Exchanges, \$m and bps					Top Spot Exchanges, \$m		
Product	1d	7d	30d	O/I	Exchange	1d Vol	O/I	Mkr	Tkr	Exchange	Score	1d Vol
Spot	40	240	1,100	n/a	Binance	57,615	23,122	2.0	4.0	Binance	9.9	20,446
Perpetuals	2,310	12,150	47,180	601	Bybit	17,282	14,447	2.0	5.5	Coinbase	8.2	2,893
Futures	0	2	10	1	OKX	21,077	7,859	2.0	5.0	OKX	7.8	2,956
Options	3	12	60	n/a	CoinW	39,069	9,268	4.0	6.0	Bybit	7.6	4,324

Daily Spot Volume, Top 100 Tokens Last 20d, \$b				Top Volume, 1d, \$m		Top Volume, %20d Avg		Low Volume, %20d Avg	
				USDT	72,717	KAS	288%	STRK	21%
				BTC	37,711	UNI	278%	STETH	45%
				ETH	14,676	STX	243%	ARB	54%
				FDUSD	7,512	TON	234%	ETC	62%
				USDC	6,793	OKB	219%	DOGE	63%

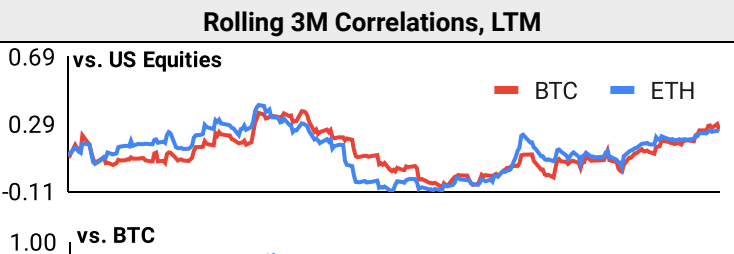
Traditional Finance

Global Equity Markets							SPX vs. BTC, LTM				
	US	USGrwth	UK	Germany	Japan	HK					
1D	0%	0%	0%	-1%	0%	1%					
7D	0%	-1%	0%	-1%	1%	-2%					
90D	4%	4%	9%	4%	-3%	4%					
365D	26%	29%	16%	16%	15%	-11%					

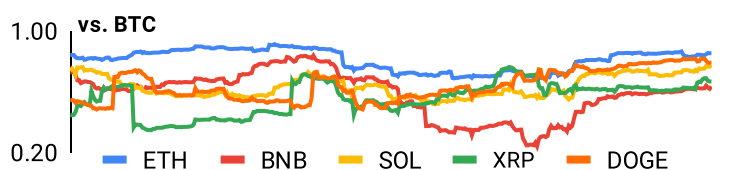
10-Year Treasury Yields							Commodities & FX				
	US	Brazil	UK	Germany	Japan	HK					
Last	4.32%	11.80%	4.24%	2.52%	0.99%	3.66%					
1d Chg	-0.01	-0.05	0.06	-0.02	-0.01	-0.06					

Commodities & FX							
	WTI	Gas	Gold	USD/EUR	USD/JPY		
Last	73.6	2.66	2,361	0.92	156.2		
1d % Chg	0.5%	2.8%	0.6%	0.1%	0.9%		

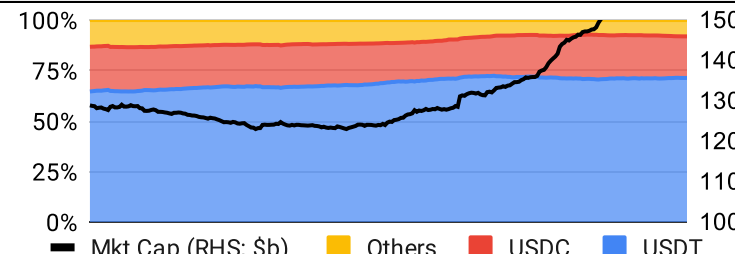
Volatility

Annualized Volatility							Rolling 3M Annualized Volatility, LTM				
	BTC	ETH	BNB	SOL	XRP	DOGE					
30D	49%	78%	49%	77%	36%	77%					
90D	58%	74%	69%	92%	70%	113%					
180D	56%	64%	64%	92%	61%	105%					
365D	48%	54%	53%	92%	93%	84%					

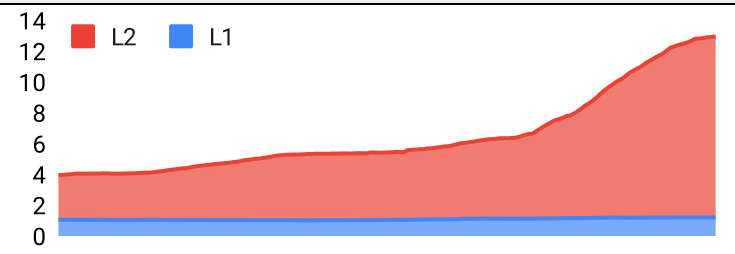
Correlations

Intra-Crypto Correlations, LTM							Rolling 3M Correlations, LTM				
	BTC	ETH	BNB	SOL	XRP	DOGE					
BTC											
ETH	0.79										
BNB	0.55	0.53									
SOL	0.63	0.57	0.43								
XRP	0.43	0.47	0.31	0.44							
DOGE	0.70	0.63	0.44	0.49	0.42						

Stablecoins

Stablecoin Market Size and Volume, \$m					Stablecoin Dominance (LHS) & Market Cap \$b (RHS), LTM	
Ticker	Price	1d Vol	20d Avg Vol	Market Cap		
USDT	1.00	72,717	63,871	112,287		
USDC	1.00	6,793	6,171	32,392		
DAI	1.00	309	384	5,347		
USDe	1.00	99	119	3,107		
USDD	1.00	6	6	729		
FRAX	1.00	20	17	648		
						Mkt Cap (RHS: \$b) Others USDC USDT

Ethereum Mainnet & Layer 2s

Mainnet & Layer 2 Transactions (m/day) and L2 TVL (\$m)					Transactions (m/day), Rolling 90-Day Average, LTM				
Network	1d	30d Avg	TVL	Tech Type					
Arbitrum One	1.9	2.1	-	Mainnet					
Base	2.7	2.1							
Ethereum	1.2	1.1							
Degen Chain	1.2	1.1							
zkSync Era	0.6	0.7							
Linea	1.1	0.7							
Blast	0.7	0.6							
OP Mainnet	0.5	0.5							
Apex	0.9	0.5							
Scroll	0.3	0.3							
					Layer 2 Token Performance & Market Cap (\$b)				
					MATIC	IMX	STX	MNT	ARB
24h Return					0%	+0.31%	+11.	+1.75%	+1.56%
Market Cap					7.0	4.6	3.3	3.2	1.4

NFTs and DAOs

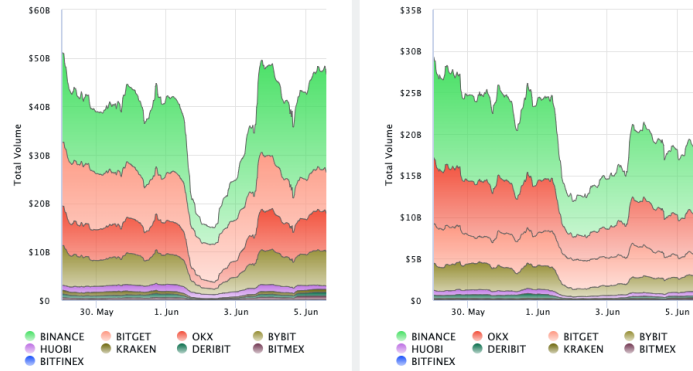
NFT Collection Stats (\$; Volume, MC in \$m)						DAO Treasury Amount (\$m) and Composition					
Collection	Floor	% Listed	3M Ret.	3M Vol	Market Cap	DAO	Treasury	Stables	BTC/ETH	Own Tokens	Other
CryptoPunks	113.9k	12%	-43%	97	1,100	Uniswap	4,456	0%	0%	100%	0%
Bored Ape Yacht C	47.4k	3%	-29%	269	475	Mantle	3,909	2%	22%	74%	2%
Pudgy Penguins	39.5k	3%	-14%	186	351	Arbitrum	3,813	0%	1%	99%	0%
Autoglyphs	531.9k	2%	-39%	1	272	Optimism	1,979	0%	0%	100%	0%
NodeMonkes	20.8k	14%	-51%	88	209	ENS	1,861	0%	0%	92%	8%
Milady Maker	17.7k	5%	0%	88	178	Ethereum	1,182	0%	100%	0%	0%
Chromie Squiggle	15.9k	2%	-36%	6	159	Golem	1,054	0%	93%	7%	0%
Bitcoin Puppets	15.2k	10%	1%	89	152	Gnosis	633	6%	28%	49%	18%
Mutant Ape Yacht	7.7k	4%	-25%	146	151	Merit Circle	557	4%	2%	90%	4%
Azuki	14.7k	2%	0%	91	147	YGG	496	2%	1%	97%	1%

Crypto News

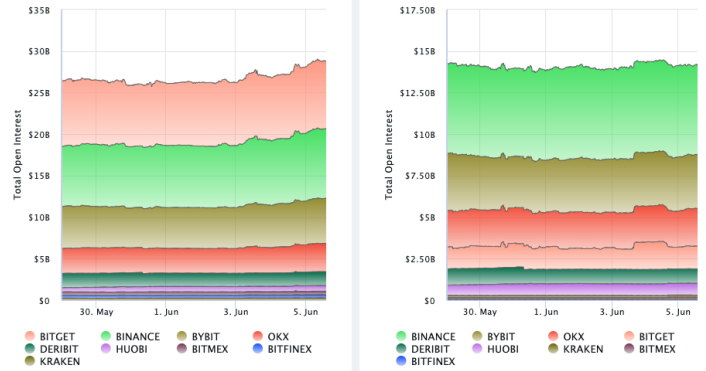
- [Bitcoin Crosses \\$71K as BTC ETFs See \\$880M Inflows in Best Day Since March - CoinDesk](#)
- [Bitcoin may hit new high if US employment, inflation slows - Cointelegraph](#)
- [Bitcoin Posts Longest Winning Run Since March on Rate-Cut Wagers - Bloomberg](#)
- [Hacked Japan Exchange to Raise About \\$320 Million to Buy Bitcoin - Bloomberg](#)
- [Central Bank of Qatar Announces CBDC Project – Bitcoin News - Bitcoin.com News](#)
- [Bybit Report Shows Growing Popularity of Meme Coins Among Institutional and Retail Investors – Markets and Prices Bitcoin News - Bitcoin.com](#)
- [FTX and IRS reach settlement for approximately \\$885M - Blockworks](#)
- [Polkadot's JAM now set to unlock new horizon of opportunities - Blockworks](#)
- [Crypto Firms Hit by Newsletter Breach Attack, Mailing Lists Leaked - CoinDesk](#)

Crypto Futures

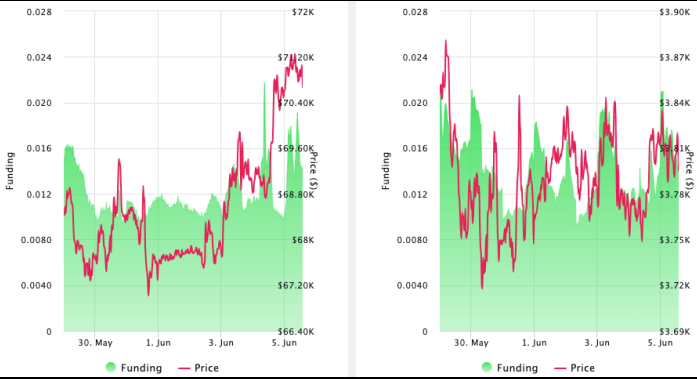
Futures Volume (BTC LHS ; ETH RHS), 1d



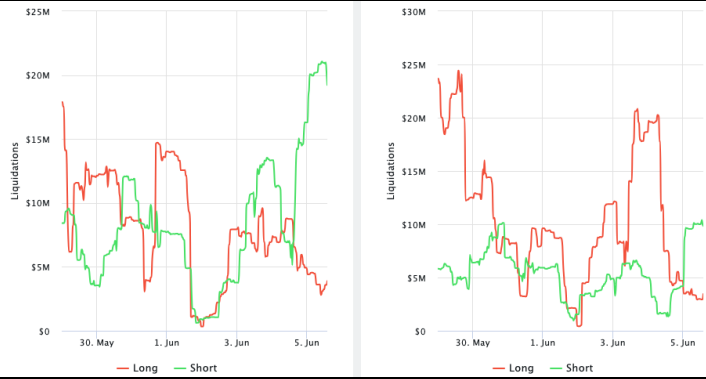
Futures Open Interest (BTC LHS ; ETH RHS)



OI Weighted Funding Rate (BTC LHS ; ETH RHS), 1d

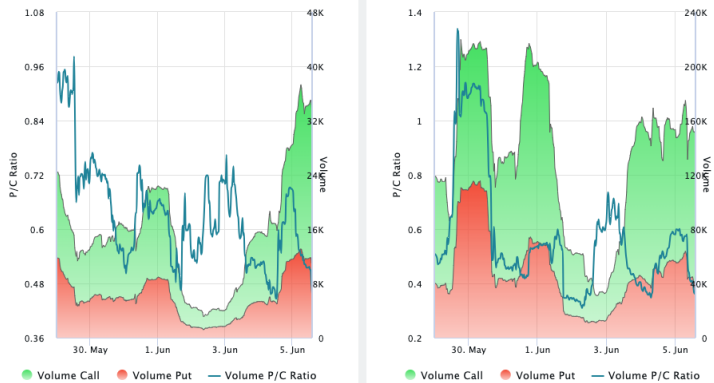


Liquidations (BTC LHS ; ETH RHS), 1d

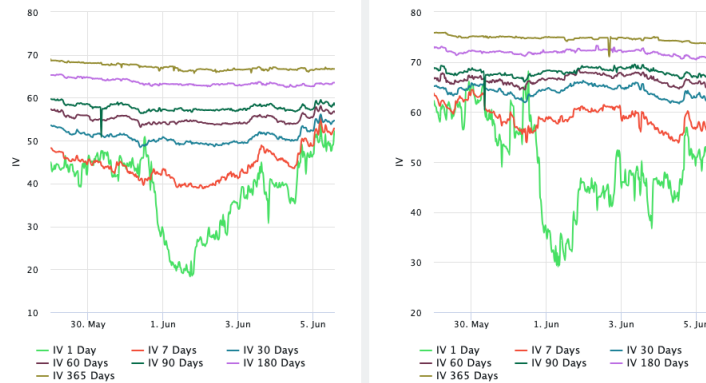


Crypto Options

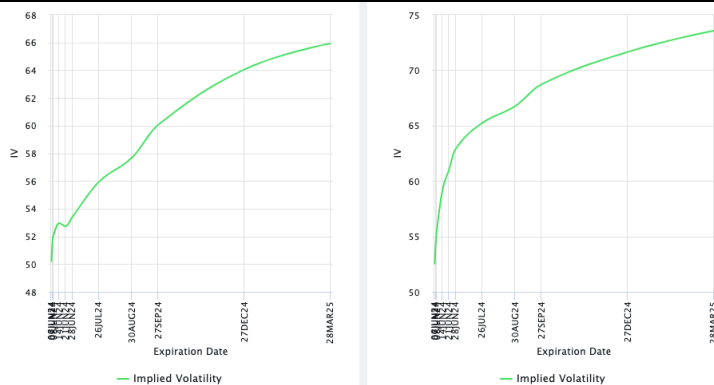
Options Volume & Put/Call Ratio (BTC LHS ; ETH RHS), 1d



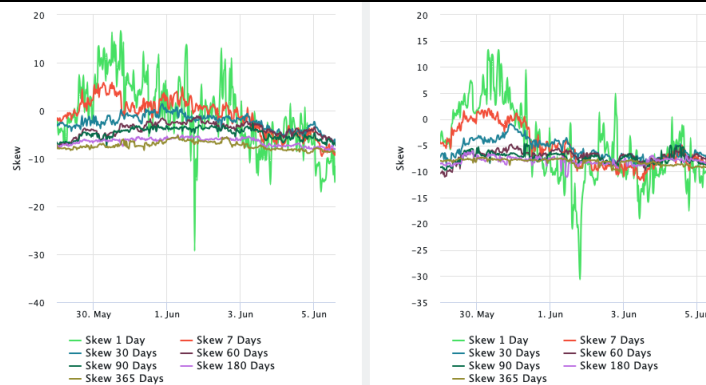
ATM Implied Volatility (BTC LHS ; ETH RHS)



ATM Implied Vol Term Structure (BTC LHS ; ETH RHS)



25 Delta Skew (BTC LHS ; ETH RHS)



About GSR

GSR has over a decade of extensive experience in the crypto market, serving as a trusted liquidity provider and active, multi-stage investor. Our suite of services includes OTC Trading, Derivatives, and Market Making. GSR is actively involved in every major sector of the digital asset ecosystem, working with token issuers, institutional investors, miners, and leading trading venues.

For more information or if we can help with anything, please see gsr.io or contact us at gsr@gsr.io.

Follow GSR for more content: [Twitter](#) [Telegram](#) [LinkedIn](#)

Authors

Brian Rudick, Senior Strategist [Twitter](#) [Telegram](#)

Required Disclosures

This material is provided by GSR (the "Firm") solely for informational purposes, is intended only for sophisticated, institutional investors and does not constitute an offer or commitment, a solicitation of an offer or commitment, or any advice or recommendation, to enter into or conclude any transaction (whether on the terms shown or otherwise), or to provide investment services in any state or country where such an offer or solicitation or provision would be illegal. The Firm is not and does not act as an advisor or fiduciary in providing this material. GSR is not authorized or regulated in the UK by the Financial Conduct Authority. The protections provided by the UK regulatory system will not be available to you. Specifically, information provided herein is intended for institutional persons only and is not suitable for retail persons in the United Kingdom, and no solicitation or recommendation is being made to you in regards to any products or services.

This material is not a research report, and not subject to any of the independence and disclosure standards applicable to research reports prepared pursuant to FINRA or CFTC research rules. This material is not independent of the Firm's proprietary interests, which may conflict with the interests of any counterparty of the Firm. The Firm trades instruments discussed in this material for its own account, may trade contrary to the views expressed in this material, and may have positions in other related instruments.

Information contained herein is based on sources considered to be reliable, but is not guaranteed to be accurate or complete. Any opinions or estimates expressed herein reflect a judgment made by the author(s) as of the date of publication, and are subject to change without notice. Trading and investing in digital assets involves significant risks including price volatility and illiquidity and may not be suitable for all investors. The Firm is not liable whatsoever for any direct or consequential loss arising from the use of this material. Copyright of this material belongs to GSR. Neither this material nor any copy thereof may be taken, reproduced or redistributed, directly or indirectly, without prior written permission of GSR

Notes & Sources

All options data is based on Deribit and derivatives graphics are from Laevidas. Market returns are based on price returns for the following ETFs: VOO, QQQ, EWU, EWG, EWJ, and EWH. Onchain volumes are not considered and thus certain token volumes may be understated (e.g., stETH).

CoinGecko	Santiment	DefiLlama	CoinMarketCap	Laevidas
L2Beat	Google Finance	TradingView	Deribit	WorldCoinIndex
Cryptorank	Investing.com	NFT Price Floor	CryptoSlate	