





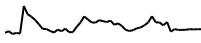






## Crypto Leaderboard

Rank	Name	Ticker	Price	24h	7d	30d	24h Vol \$m	MC \$m	1-Year Chart
1	Bitcoin	BTC	\$71,161	1%	4%	14%	25,589	1,402,453	
2	Ethereum	ETH	\$3,839	1%	2%	28%	12,400	461,576	
3	Tether	USDT	\$1.00	0%	0%	0%	37,757	112,547	
4	BNB	BNB	\$711	2%	20%	23%	1,824	109,371	
5	Solana	SOL	\$173	0%	4%	17%	1,800	79,661	
6	Lido stETH	STETH	\$3,836	1%	2%	28%	79	36,560	
7	USD Coin	USDC	\$1.00	0%	0%	0%	5,637	32,656	
8	XRP Ledger	XRP	\$0.53	0%	1%	0%	796	29,209	
9	Dogecoin	DOGE	\$0.16	1%	2%	8%	680	23,563	
10	Toncoin	TON	\$7.32	1%	13%	29%	302	17,705	

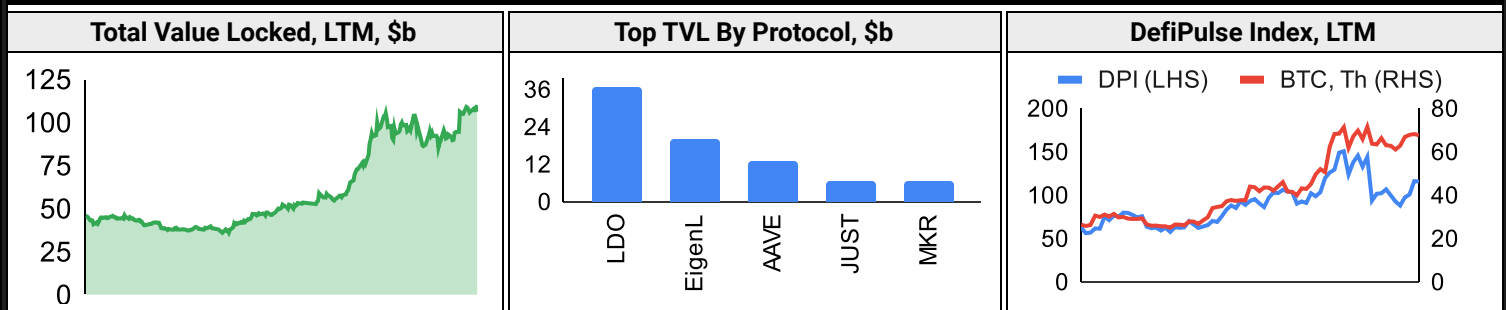
## Top & Bottom Performers - Top 100 Tokens

24h		7 Days		30 Days		90 Days		365 Days	
FLR	11%	KAS	27%	JASMY	112%	TON	158%	BONK	8561%
BEAM	9%	JASMY	25%	PEPE	85%	JASMY	78%	PEPE	1256%
NOT	9%	STX	21%	KAS	58%	GT	66%	KAS	1080%
BRETT	8%	BNB	20%	UNI	45%	PEPE	61%	JASMY	838%
FLOKI	-3%	RUNE	-5%	OP	-7%	OP	-44%	STRK	-8%
UNI	-4%	LDO	-6%	AGIX	-8%	FIL	-48%	EOS	-8%
KAS	-5%	AKT	-7%	CRO	-9%	ARB	-48%	ATOM	-9%
BGB	-9%	BGB	-13%	FET	-10%	DYDX	-49%	QNT	-19%

## Category Performance

Category	7d	30d	90d	180d	365d	Ecosystem	7d	30d	90d	180d	365d
Lending	13%	44%	69%	111%	253%	Solana	28%	32%	-6%	44%	224%
Meme	7%	25%	-14%	185%	295%	BSC	7%	18%	13%	71%	126%
DEX	1%	11%	-23%	9%	132%	Avalanche	3%	18%	-16%	37%	112%
IoT/Data/Comp.	3%	10%	-25%	63%	154%	Polygon	3%	16%	-7%	45%	92%
Gaming/Entertai	3%	9%	-27%	10%	125%	Ethereum	2%	16%	-26%	1%	62%
Privacy	2%	6%	-17%	9%	26%	Polkadot	3%	6%	-10%	43%	97%
Other DeFi	2%	6%	-20%	23%	79%	Cosmos	-1%	-1%	-25%	65%	222%
Currency	2%	4%	-10%	29%	98%	Tron	3%	-6%	-23%	25%	70%
CEXs	5%	2%	-6%	26%	65%						
Scaling	-4%	1%	-32%	42%	74%						
Smart Contract	-3%	1%	-22%	34%	125%						

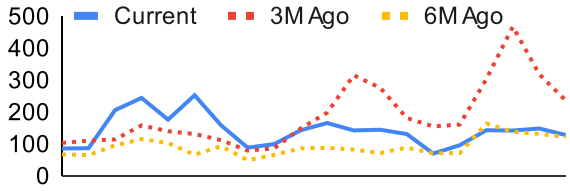
## DeFi



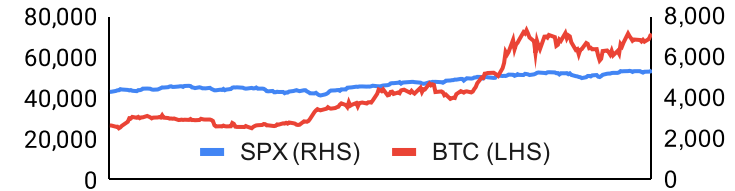
## Trading Volume

Aggregate Volumes by Product, \$b					Top Derivatives Exchanges, \$m and bps				Top Spot Exchanges, \$m			
Product	1d	7d	30d	O/I	Exchange	1d Vol	O/I	Mkr	Tkr	Exchange	Score	1d Vol
Spot	32	233	1,110	n/a	Binance	44,712	23,411	2.0	4.0	Binance	9.9	16,079
Perpetuals	1,420	13,000	50,250	496	Bybit	14,109	14,801	2.0	5.5	Coinbase	8.2	1,770
Futures	0	2	10	1	OKX	17,351	7,971	2.0	5.0	OKX	7.8	2,246
Options	2	12	61	n/a	Deribit	711	2,602	0.0	5.0	Bybit	7.6	3,853

Daily Spot Volume, Top 100 Tokens Last 20d, \$b				Top Volume, 1d, \$m		Top Volume, %20d Avg		Low Volume, %20d Avg	
				USDT	59,086	FLR	288%	RETH	24%
				BTC	26,395	STX	257%	STRK	24%
				ETH	14,038	MNT	197%	ETC	46%
				FDUSD	6,478	LEO	178%	NEAR	47%
				USDC	5,715	KAS	169%	ARB	48%

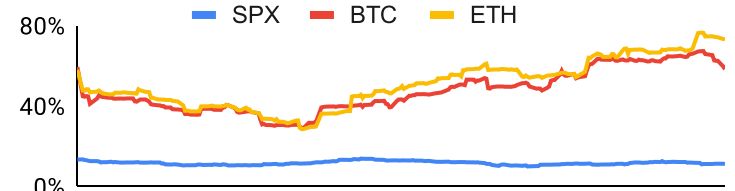
## Traditional Finance

Global Equity Markets							SPX vs. BTC, LTM				
	US	USGrwth	UK	Germany	Japan	HK					
1D	1%	2%	0%	1%	0%	0%					
7D	2%	2%	2%	2%	3%	0%					
90D	4%	4%	8%	3%	-3%	5%					
365D	27%	32%	16%	16%	12%	-12%					

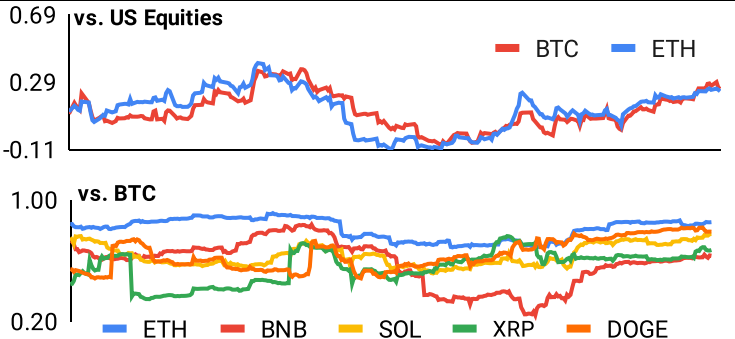
  

10-Year Treasury Yields							Commodities & FX					
	US	Brazil	UK	Germany	Japan	HK	Last	WTI	Gas	Gold	USD/EUR	USD/JPY
Last	4.29%	11.80%	4.22%	2.55%	0.96%	3.59%	Last	74.6	2.87	2,385	0.92	156.0
1d Chg	0.01	-0.05	0.03	0.06	0.00	-0.06	1d % Chg	0.7%	4.1%	0.4%	-0.1%	-0.1%

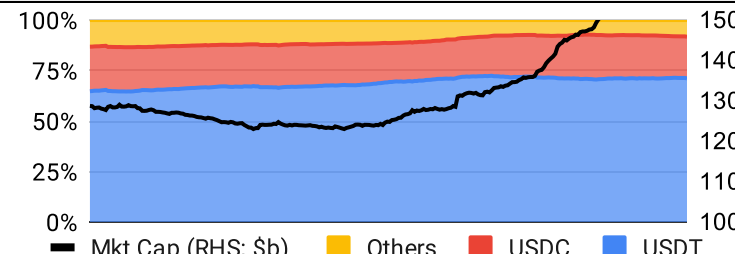
## Volatility

Annualized Volatility							Rolling 3M Annualized Volatility, LTM			
	BTC	ETH	BNB	SOL	XRP	DOGE				
30D	49%	77%	48%	76%	34%	75%				
90D	58%	74%	69%	92%	70%	113%				
180D	56%	64%	64%	91%	61%	105%				
365D	48%	54%	53%	92%	93%	83%				

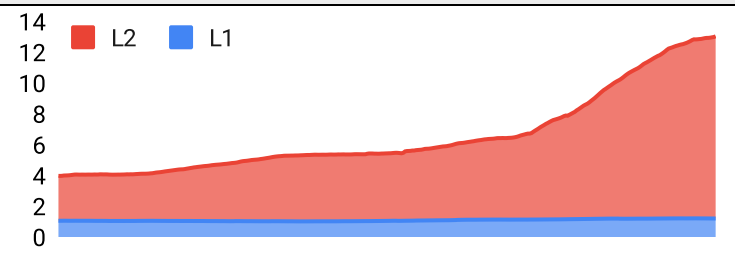
## Correlations

Intra-Crypto Correlations, LTM							Rolling 3M Correlations, LTM				
	BTC	ETH	BNB	SOL	XRP	DOGE					
BTC											
ETH	0.79										
BNB	0.55	0.53									
SOL	0.63	0.57	0.42								
XRP	0.43	0.47	0.31	0.44							
DOGE	0.70	0.63	0.43	0.49	0.42						

## Stablecoins

Stablecoin Market Size and Volume, \$m					Stablecoin Dominance (LHS) & Market Cap \$b (RHS), LTM	
Ticker	Price	1d Vol	20d Avg Vol	Market Cap		
USDT	1.00	59,086	63,741	112,367		
USDC	1.00	5,715	6,101	32,595		
DAI	1.00	282	371	5,347		
USDe	1.00	123	114	3,106		
USDD		0	0	731		
FRAX		0	0	648		

## Ethereum Mainnet & Layer 2s

Mainnet & Layer 2 Transactions (m/day) and L2 TVL (\$m)					Transactions (m/day), Rolling 90-Day Average, LTM	
Network	1d	30d Avg	TVL	Tech Type		
Base	2.9	2.1		Optimistic Rollup		
Arbitrum One	1.6	2.1		Optimistic Rollup		
Degen Chain	2.4	1.2				
Ethereum	1.2	1.1	-	mainnet		
zkSync Era	0.6	0.7		ZK Rollup		
Linea	0.6	0.7		ZK Rollup		
Blast	0.8	0.6		Optimistic Rollup		
Apex	1.1	0.5		Validium		
OP Mainnet	0.5	0.5		Optimistic Rollup		
Scroll	0.3	0.3		ZK Rollup		

Layer 2 Token Performance & Market Cap (\$b)					
	MATIC	IMX	MNT	STX	ARB
24h Return	+1.70%	-2%	+5.21%	+0.82%	0%
Market Cap	7.2	4.5	3.4	3.3	1.4

## NFTs and DAOs

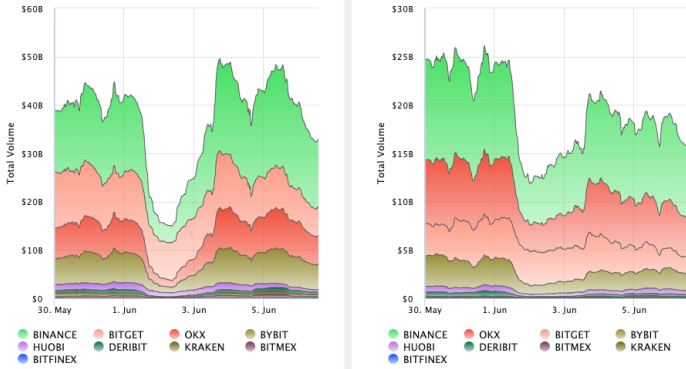
NFT Collection Stats (\$; Volume, MC in \$m)						DAO Treasury Amount (\$m) and Composition					
Collection	Floor	% Listed	3M Ret.	3M Vol	Market Cap	DAO	Treasury	Stables	BTC/ETH	Own Tokens	Other
CryptoPunks	115.2k	12%	-44%	96	1,100	Uniswap	4,260	0%	0%	100%	0%
Bored Ape Yacht C	45.4k	3%	-32%	266	454	Mantle	4,100	2%	22%	75%	1%
Pudgy Penguins	39.9k	3%	-15%	178	355	Arbitrum	3,814	0%	1%	99%	0%
Autoglyphs	536.7k	2%	-39%	1	275	Optimism	1,937	0%	0%	100%	0%
NodeMonkes	19.7k	14%	-56%	86	198	ENS	1,864	0%	0%	92%	8%
Milady Maker	17.9k	5%	0%	86	179	Ethereum	1,193	0%	100%	0%	0%
Chromie Squiggle	16.1k	2%	-35%	6	161	Golem	1,062	0%	94%	6%	0%
Azuki	15.4k	2%	0%	89	154	Gnosis	640	6%	28%	49%	18%
Mutant Ape Yacht	7.7k	4%	-26%	144	151	Merit Circle	535	4%	2%	90%	4%
The Captainz	13.8k	1%	-24%	43	138	YGG	483	2%	1%	96%	1%

## Crypto News

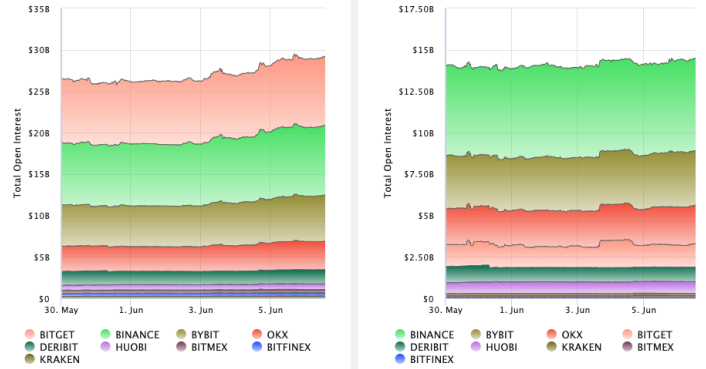
- [Bitcoin ETFs notch nearly \\$500M inflows despite nobody searching for it - Cointelegraph](#)
- [Solana rally continues on memecoin activity and DeFi; ether implied volatility outpace bitcoin's - The Block](#)
- [Bitcoin Miner Core Scientific Surges After AI Deal, Report of Over \\$1B Buyout Offer From CoreWeave - CoinDesk](#)
- [House Passes Cryptocurrency Bill Promising Regulatory Clarity | Manatt, Phelps & Phillips, LLP - JDSupra - JD Supra](#)
- [Bitcoin-Based Meme Coin DOG Rockets Toward \\$1B Market Cap - CoinDesk](#)
- [U.S. crypto advocacy group tops 1 million members after Biden veto - Reuters](#)
- [Mina mainnet upgrade unlocks privacy applications - Blockworks](#)
- [Binance Resumes Mastercard Payments for Crypto - CoinDesk](#)
- [Robinhood to Buy Crypto Exchange Bitstamp in Effort to Expand Outside the U.S. - CoinDesk](#)

### Crypto Futures

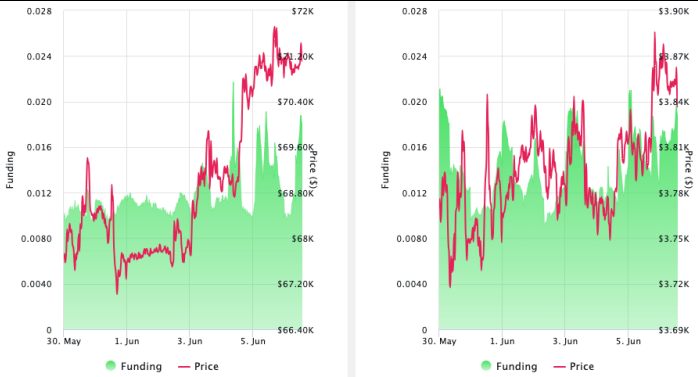
#### Futures Volume (BTC LHS ; ETH RHS), 1d



#### Futures Open Interest (BTC LHS ; ETH RHS)



#### OI Weighted Funding Rate (BTC LHS ; ETH RHS), 1d

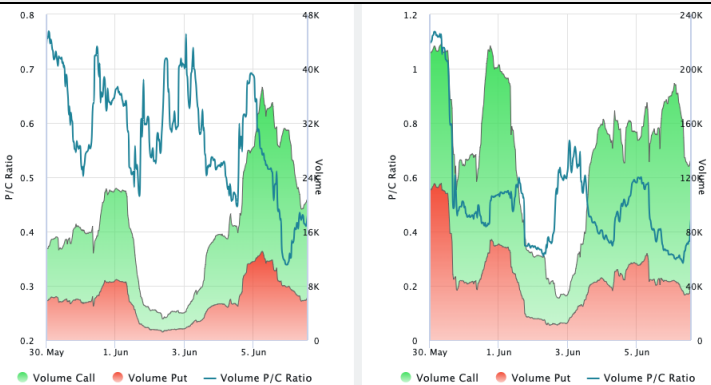


#### Liquidations (BTC LHS ; ETH RHS), 1d

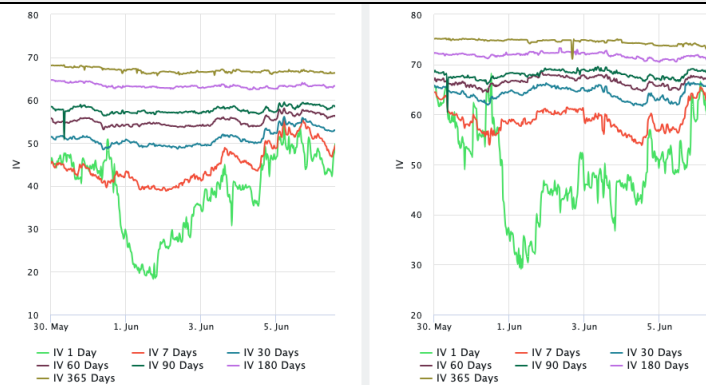


### Crypto Options

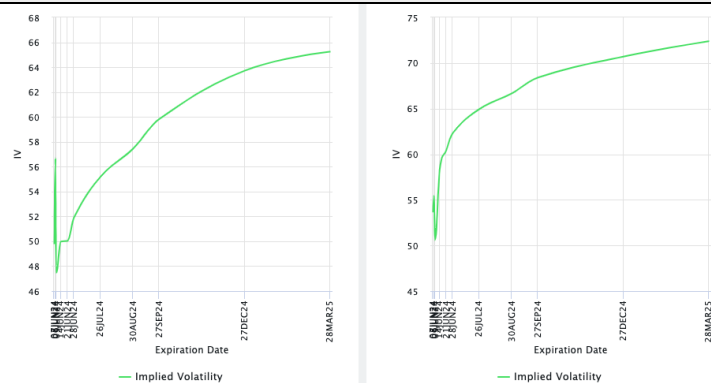
#### Options Volume & Put/Call Ratio (BTC LHS ; ETH RHS), 1d



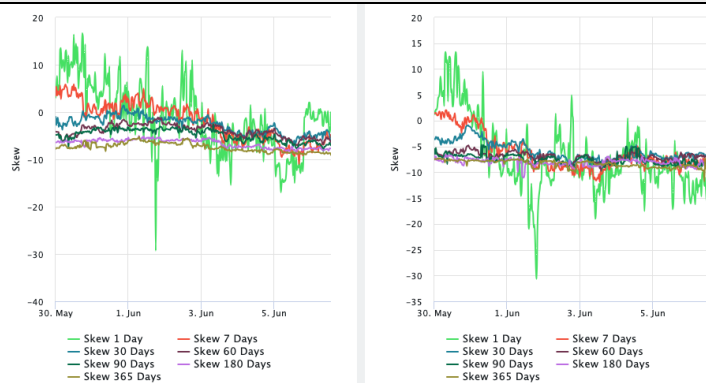
#### ATM Implied Volatility (BTC LHS ; ETH RHS)



#### ATM Implied Vol Term Structure (BTC LHS ; ETH RHS)



#### 25 Delta Skew (BTC LHS ; ETH RHS)





June 6, 2024

## About GSR

GSR has over a decade of extensive experience in the crypto market, serving as a trusted liquidity provider and active, multi-stage investor. Our suite of services includes OTC Trading, Derivatives, and Market Making. GSR is actively involved in every major sector of the digital asset ecosystem, working with token issuers, institutional investors, miners, and leading trading venues.

For more information or if we can help with anything, please see [gsr.io](https://gsr.io) or contact us at [gsr@gsr.io](mailto:gsr@gsr.io).

Follow GSR for more content: [Twitter](#) [Telegram](#) [LinkedIn](#)

## Authors

Brian Rudick, Senior Strategist [Twitter](#) [Telegram](#)

## Required Disclosures

This material is provided by GSR (the "Firm") solely for informational purposes, is intended only for sophisticated, institutional investors and does not constitute an offer or commitment, a solicitation of an offer or commitment, or any advice or recommendation, to enter into or conclude any transaction (whether on the terms shown or otherwise), or to provide investment services in any state or country where such an offer or solicitation or provision would be illegal. The Firm is not and does not act as an advisor or fiduciary in providing this material. GSR is not authorised or regulated in the UK by the Financial Conduct Authority. The protections provided by the UK regulatory system will not be available to you. Specifically, information provided herein is intended for institutional persons only and is not suitable for retail persons in the United Kingdom, and no solicitation or recommendation is being made to you in regards to any products or services.

This material is not a research report, and not subject to any of the independence and disclosure standards applicable to research reports prepared pursuant to FINRA or CFTC research rules. This material is not independent of the Firm's proprietary interests, which may conflict with the interests of any counterparty of the Firm. The Firm trades instruments discussed in this material for its own account, may trade contrary to the views expressed in this material, and may have positions in other related instruments.

Information contained herein is based on sources considered to be reliable, but is not guaranteed to be accurate or complete. Any opinions or estimates expressed herein reflect a judgment made by the author(s) as of the date of publication, and are subject to change without notice. Trading and investing in digital assets involves significant risks including price volatility and illiquidity and may not be suitable for all investors. The Firm is not liable whatsoever for any direct or consequential loss arising from the use of this material. Copyright of this material belongs to GSR. Neither this material nor any copy thereof may be taken, reproduced or redistributed, directly or indirectly, without prior written permission of GSR

## Notes & Sources

All options data is based on Deribit and derivatives graphics are from Laevidas. Market returns are based on price returns for the following ETFs: VOO, QQQ, EWU, EWG, EWJ, and EWH. Onchain volumes are not considered and thus certain token volumes may be understated (e.g., stETH).

CoinGecko	Santiment	DefiLlama	CoinMarketCap	Laevidas
L2Beat	Google Finance	TradingView	Deribit	WorldCoinIndex
Cryptorank	Investing.com	NFT Price Floor	CryptoSlate	