




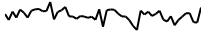






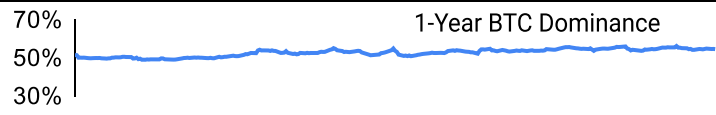
Crypto Leaderboard

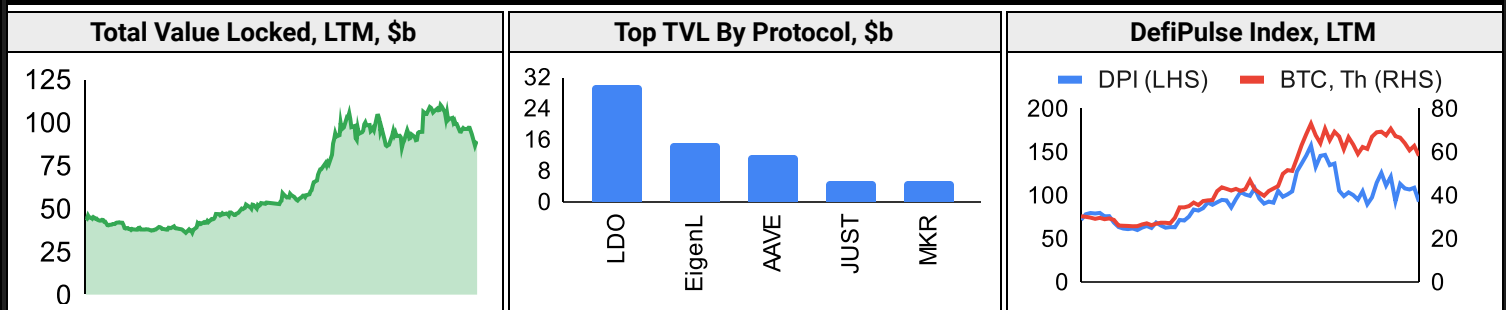
Rank	Name	Ticker	Price	24h	7d	30d	24h Vol \$m	MC \$m	1-Year Chart
1	Bitcoin	BTC	\$57,657	0%	-4%	-17%	28,655	1,145,066	
2	Ethereum	ETH	\$3,107	1%	-6%	-15%	13,991	373,581	
3	Tether	USDT	\$1.00	0%	0%	0%	41,015	112,459	
4	BNB	BNB	\$524	1%	-6%	-16%	866	80,951	
5	Solana	SOL	\$141	0%	0%	-11%	2,625	65,856	
6	USD Coin	USDC	\$1.00	0%	0%	0%	6,575	33,983	
7	Lido stETH	STETH	\$3,105	1%	-100%	-100%	69	30,102	
8	XRP Ledger	XRP	\$0.44	1%	-7%	-12%	1,058	24,457	
9	Toncoin	TON	\$7.29	0%	-8%	1%	310	18,298	
10	Dogecoin	DOGE	\$0.11	1%	-8%	-25%	586	15,822	

Top & Bottom Performers - Top 100 Tokens

24h		7 Days		30 Days		90 Days		365 Days	
FTM	7%	TIA	25%	ENS	33%	BRETT	69%	BONK	7416%
OP	7%	NOT	20%	TRX	11%	ENS	36%	OM	3577%
FLOKI	6%	EGLD	18%	EGLD	5%	PEPE	26%	KAS	584%
STX	6%	BONK	17%	KAS	4%	BONK	21%	SOL	540%
TIA	-2%	EZETH	-100%	WIF	-38%	FLOW	-54%	MATIC	-32%
QNT	-3%	WEETH	-100%	AR	-39%	TAO	-58%	ATOM	-35%
FLR	-3%	WBTC	-100%	GALA	-41%	PYTH	-61%	ARB	-37%
ZBC	-5%	STETH	-100%	STETH	-100%	STETH	-100%	STETH	-100%

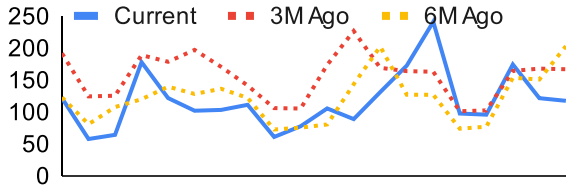
Category Performance

Category	7d	30d	90d	180d	365d	Ecosystem	7d	30d	90d	180d	365d
CEXs	-7%	-16%	-24%	-4%	23%	Tron	-3%	-4%	-18%	20%	63%
Other DeFi	-7%	-21%	-37%	-22%	23%	Ethereum	-7%	-19%	-38%	-27%	5%
DEX	-5%	-21%	-43%	-24%	69%	Solana	-4%	-20%	-41%	-16%	130%
Currency	-7%	-22%	-39%	-12%	8%	Avalanche	-5%	-21%	-35%	-7%	38%
Smart Contract	-5%	-22%	-43%	-16%	56%	Cosmos	-4%	-24%	-46%	-11%	124%
Lending	-6%	-24%	-5%	29%	84%	BSC	-4%	-26%	-39%	-6%	58%
IoT/Data/Comp.	-5%	-27%	-45%	-9%	63%	Polygon	-7%	-28%	-43%	-13%	27%
Meme	-4%	-29%	-36%	99%	138%	Polkadot	-7%	-28%	-48%	-17%	20%
Privacy	-16%	-29%	-40%	-27%	-30%						
Scaling	-8%	-31%	-55%	-45%	8%						
Gaming/Entertai	-8%	-32%	-53%	-30%	36%						

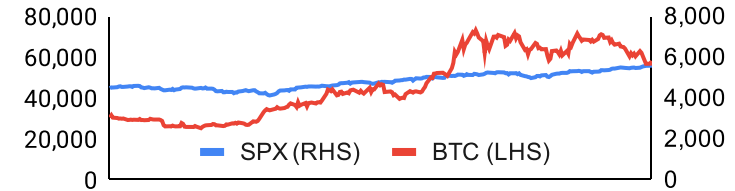
DeFi


Trading Volume

Aggregate Volumes by Product, \$b					Top Derivatives Exchanges, \$m and bps					Top Spot Exchanges, \$m		
Product	1d	7d	30d	O/I	Exchange	1d Vol	O/I	Mkr	Tkr	Exchange	Score	1d Vol
Spot	27	242.1	847.81	n/a	Binance	46,648	16,485	2.0	4.0	Binance	9.9	12,084
Perpetuals	110	917	9,470	722	Bybit	17,686	10,465	2.0	5.5	Coinbase	8.2	1,827
Futures	0	3	11	1	OKX	19,633	5,240	2.0	5.0	OKX	7.8	1,808
Options	1	12	45	n/a	Bitget	15,657	8,207	2.0	6.0	Bybit	7.6	4,067

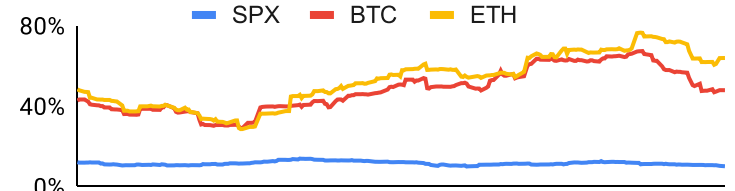
Daily Spot Volume, Top 100 Tokens Last 20d, \$b				Top Volume, 1d, \$m		Top Volume, %20d Avg		Low Volume, %20d Avg	
				USDT	50,904	TIA	253%	STETH	0%
				BTC	28,266	SEI	243%	DAI	22%
				ETH	14,513	XMR	137%	KAS	60%
				USDC	5,693	MNT	133%	CRO	69%
				FDUSD	3,816	SUI	131%	WIF	74%

Traditional Finance

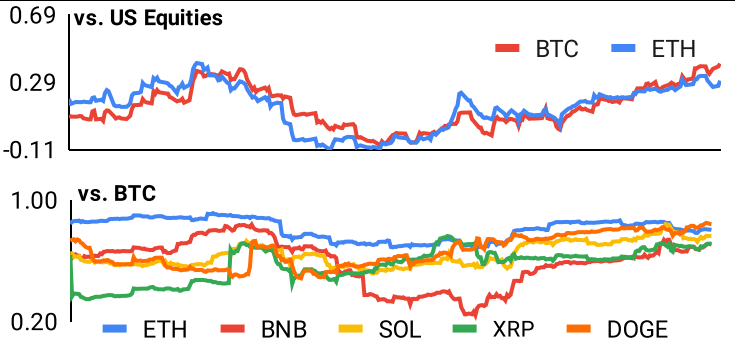
Global Equity Markets							SPX vs. BTC, LTM	
	US	USGrwth	UK	Germany	Japan	HK		
1D	0%	0%	-1%	-1%	1%	1%		
7D	1%	2%	1%	1%	2%	-2%		
90D	8%	14%	5%	2%	2%	-1%		
365D	28%	37%	16%	13%	16%	-16%		

10-Year Treasury Yields							Commodities & FX					
	US	Brazil	UK	Germany	Japan	HK	Last	WTI	Gas	Gold	USD/EUR	USD/JPY
Last	4.28%	11.84%	4.17%	2.53%	1.09%	3.43%	Last	81.6	2.33	2,388	0.92	161.6
1d Chg	-0.01	-0.04	0.00	-0.06	0.00	-0.06	1d % Chg	0.3%	-0.5%	0.8%	-0.1%	0.2%

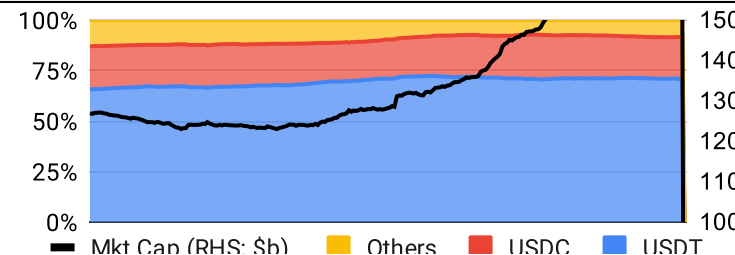
Volatility

Annualized Volatility							Rolling 3M Annualized Volatility, LTM			
	BTC	ETH	BNB	SOL	XRP	DOGE				
30D	41%	48%	57%	93%	52%	80%				
90D	48%	63%	53%	88%	55%	84%				
180D	54%	62%	64%	86%	60%	106%				
365D	48%	55%	54%	92%	93%	86%				

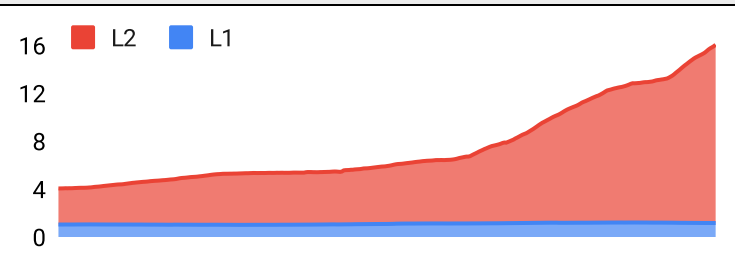
Correlations

Intra-Crypto Correlations, LTM							Rolling 3M Correlations, LTM				
	BTC	ETH	BNB	SOL	XRP	DOGE					
BTC											
ETH	0.79										
BNB	0.57	0.56									
SOL	0.65	0.59	0.44								
XRP	0.45	0.48	0.33	0.45							
DOGE	0.72	0.64	0.46	0.52	0.43						

Stablecoins

Stablecoin Market Size and Volume, \$m					Stablecoin Dominance (LHS) & Market Cap \$b (RHS), LTM	
Ticker	Price	1d Vol	20d Avg Vol	Market Cap		
USDT	1.00	50,904	51,268	112,244		
USDC	1.00	5,693	5,287	34,031		
DAI	1.00	116	516	5,348		
USDe	1.00	33	65	3,449		
USDD	1.00	5	5	741		
FRAX	1.00	8	18	648		
						Mkt Cap (RHS: \$b) Others USDC USDT

Ethereum Mainnet & Layer 2s

Mainnet & Layer 2 Transactions (m/day) and L2 TVL (\$m)					Transactions (m/day), Rolling 90-Day Average, LTM	
Network	1d	30d Avg	TVL	Tech Type		
Xai	9.1	7.8				
Base	3.4	3.1		Optimistic Rollup		
Arbitrum One	2.1	2.2		Optimistic Rollup		
Proof of Play	2.7	2.0				
Taiko	1.3	1.2		Optimistic Rollup		
Ethereum	1.2	1.2	-	mainnet		
Blast	0.5	0.8		Optimistic Rollup		
Linea	1.3	0.6		ZK Rollup		
ZKsync Era	0.3	0.6		ZK Rollup		
Mantle	0.4	0.5		Optimium		

Layer 2 Token Performance & Market Cap (\$b)					
	MATIC	IMX	MNT	STX	ARB
24h Return	+0.02%	-1%	+2.86%	+4.38%	+3.43%
Market Cap	5.0	2.6	2.2	2.1	897.9

NFTs and DAOs

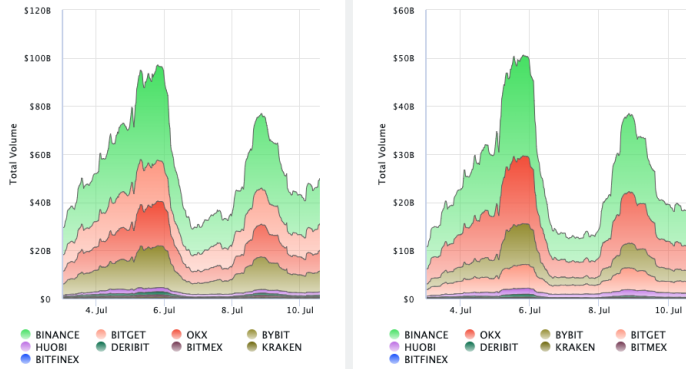
NFT Collection Stats (\$; Volume, MC in \$m)						DAO Treasury Amount (\$m) and Composition					
Collection	Floor	% Listed	3M Ret.	3M Vol	Market Cap	DAO	Treasury	Stables	BTC/ETH	Own Tokens	Other
CryptoPunks	85,224	12%	-32%	76,051	852	Uniswap	3,244	0%	0%	100%	0%
Bored Ape Yacht C	30,503	3%	-17%	154,733	305	Mantle	2,797	2%	25%	72%	2%
Pudgy Penguins	33,630	3%	-7%	122,750	299	Arbitrum	2,251	0%	2%	98%	0%
Autoglyphs	389,099	1%	-44%	0	199	ENS	1,979	0%	0%	93%	7%
Milady Maker	14,900	5%	0%	76,376	149	Optimism	1,238	0%	0%	100%	0%
Azuki	13,196	2%	0%	72,987	132	Ethereum	955	0%	100%	0%	0%
Mad Lads	11,260	4%	-40%	23,802	112	Golem	746	0%	94%	6%	0%
Mutant Ape Yacht	5,649	3%	-3%	104,671	110	Gnosis	412	0%	33%	58%	9%
NodeMonkes	10,446	15%	-59%	51,273	105	Merit Circle	318	7%	2%	88%	2%
Chromie Squiggle	10,272	2%	-27%	3,413	103	Maker	309	16%	0%	83%	0%

Crypto News

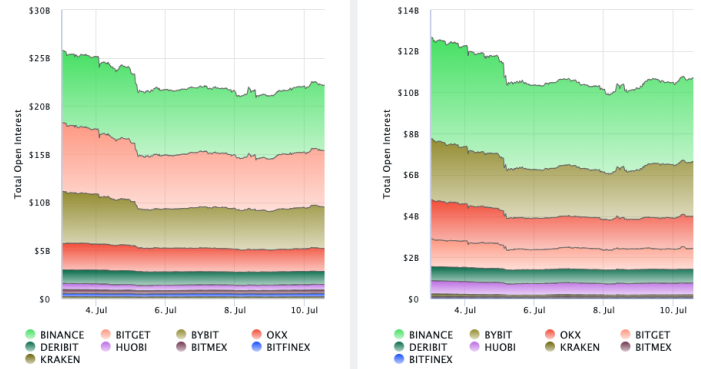
- [Bitcoin Steady at \\$58.5K as German State Saxony Moves \\$300M in BTC - CoinDesk](#)
- [Spot Bitcoin ETFs buy up \\$654M of BTC in 3 days - Cointelegraph](#)
- [Bitcoin Miners Are Attractive Partners to Build Artificial Intelligence Data Centers: Bernstein - CoinDesk](#)
- [Nigeria Considers Domestic Blockchain for Data Security - Bitcoin.com News](#)
- [Telegram CEO Pavel Durov Predicts Hamster Kombat Will Attract Millions to Blockchain – Games Bitcoin News - Bitcoin.com News](#)
- [Bitcoin transfer costs fall to 2020 lows - Cointelegraph](#)
- [Former FTX execs, government witnesses to be sentenced this fall - Blockworks](#)
- [Crypto Investment Firm Hypersphere Unveils \\$130M Market Fund - CoinDesk](#)
- [GSR and Wealth Manager St. Gotthard Execute Options Trade Tied to CoinDesk 20 Index - CoinDesk](#)

Crypto Futures

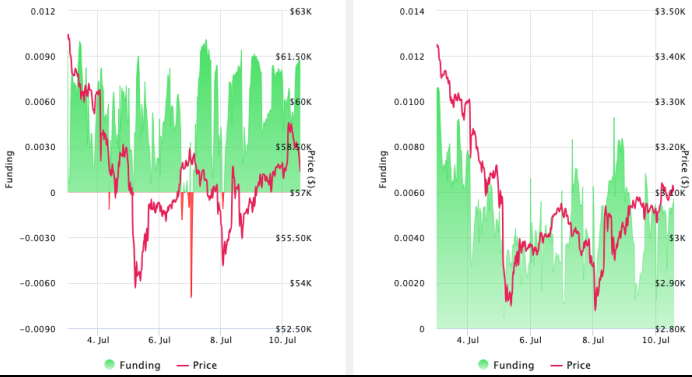
Futures Volume (BTC LHS ; ETH RHS), 1d



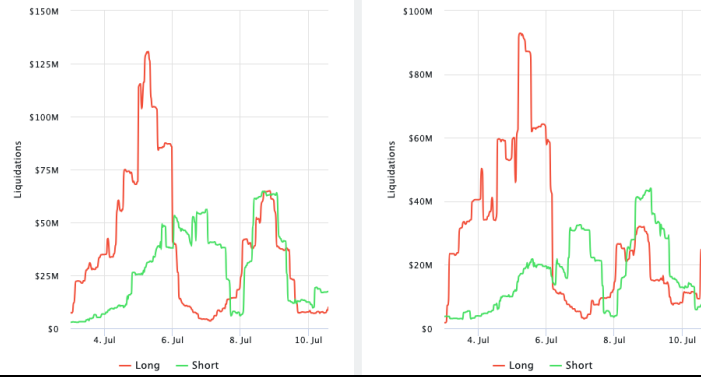
Futures Open Interest (BTC LHS ; ETH RHS)



OI Weighted Funding Rate (BTC LHS ; ETH RHS), 1d

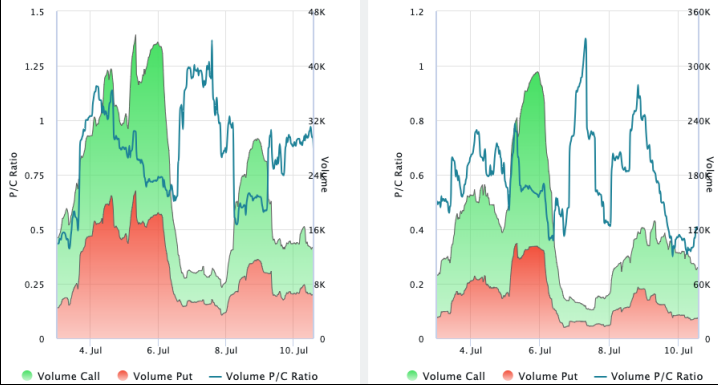


Liquidations (BTC LHS ; ETH RHS), 1d

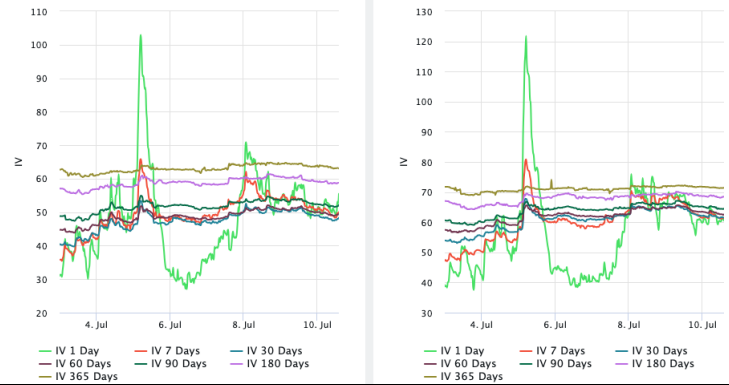


Crypto Options

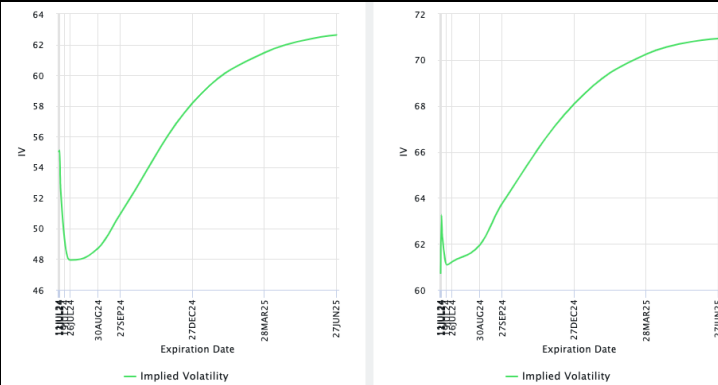
Options Volume & Put/Call Ratio (BTC LHS ; ETH RHS), 1d



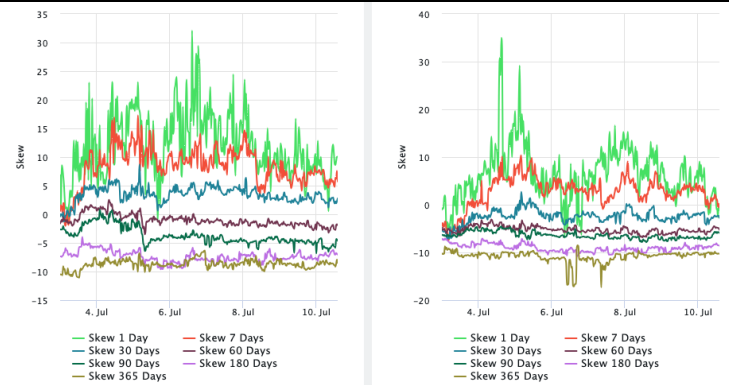
ATM Implied Volatility (BTC LHS ; ETH RHS)



ATM Implied Vol Term Structure (BTC LHS ; ETH RHS)



25 Delta Skew (BTC LHS ; ETH RHS)



About GSR

GSR has over a decade of extensive experience in the crypto market, serving as a trusted liquidity provider and active, multi-stage investor. Our suite of services includes OTC Trading, Derivatives, and Market Making. GSR is actively involved in every major sector of the digital asset ecosystem, working with token issuers, institutional investors, miners, and leading trading venues.

For more information or if we can help with anything, please see gsr.io or contact us at gsr@gsr.io.

Follow GSR for more content: [Twitter](#) [Telegram](#) [LinkedIn](#)

Authors

Brian Rudick, Senior Strategist [Twitter](#) [Telegram](#)

Required Disclosures

This material is provided by GSR (the "Firm") solely for informational purposes, is intended only for sophisticated, institutional investors and does not constitute an offer or commitment, a solicitation of an offer or commitment, or any advice or recommendation, to enter into or conclude any transaction (whether on the terms shown or otherwise), or to provide investment services in any state or country where such an offer or solicitation or provision would be illegal. The Firm is not and does not act as an advisor or fiduciary in providing this material. GSR is not authorized or regulated in the UK by the Financial Conduct Authority. The protections provided by the UK regulatory system will not be available to you. Specifically, information provided herein is intended for institutional persons only and is not suitable for retail persons in the United Kingdom, and no solicitation or recommendation is being made to you in regards to any products or services.

This material is not a research report, and not subject to any of the independence and disclosure standards applicable to research reports prepared pursuant to FINRA or CFTC research rules. This material is not independent of the Firm's proprietary interests, which may conflict with the interests of any counterparty of the Firm. The Firm trades instruments discussed in this material for its own account, may trade contrary to the views expressed in this material, and may have positions in other related instruments.

Information contained herein is based on sources considered to be reliable, but is not guaranteed to be accurate or complete. Any opinions or estimates expressed herein reflect a judgment made by the author(s) as of the date of publication, and are subject to change without notice. Trading and investing in digital assets involves significant risks including price volatility and illiquidity and may not be suitable for all investors. The Firm is not liable whatsoever for any direct or consequential loss arising from the use of this material. Copyright of this material belongs to GSR. Neither this material nor any copy thereof may be taken, reproduced or redistributed, directly or indirectly, without prior written permission of GSR

Notes & Sources

All options data is based on Deribit and derivatives graphics are from Laevidas. Market returns are based on price returns for the following ETFs: VOO, QQQ, EWU, EWG, EWJ, and EWH. Onchain volumes are not considered and thus certain token volumes may be understated (e.g., stETH).

CoinGecko	Santiment	DefiLlama	CoinMarketCap	Laevidas
L2Beat	Google Finance	TradingView	Deribit	WorldCoinIndex
Cryptorank	Investing.com	NFT Price Floor	CryptoSlate	