




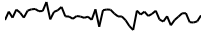

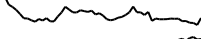




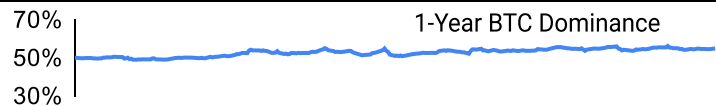
Crypto Leaderboard

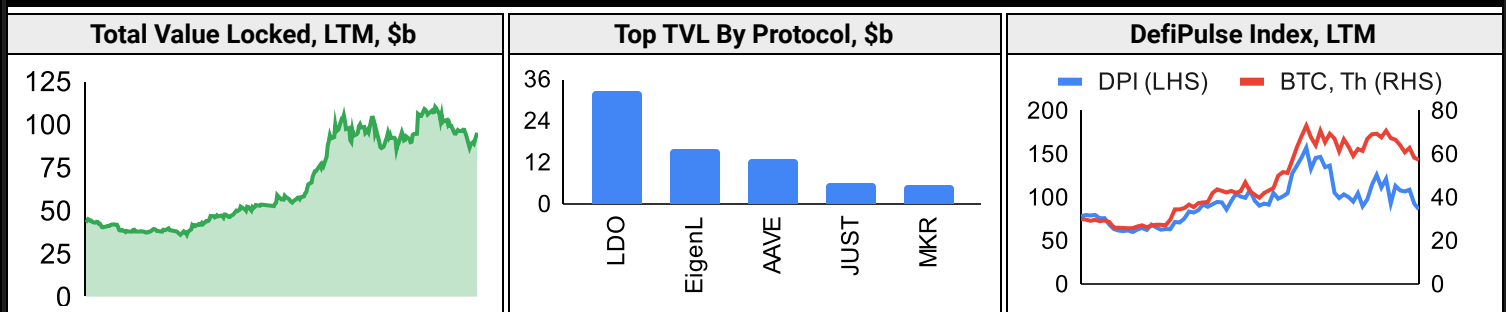
Rank	Name	Ticker	Price	24h	7d	30d	24h Vol \$m	MC \$m	1-Year Chart
1	Bitcoin	BTC	\$62,571	4%	10%	-5%	27,197	1,235,337	
2	Ethereum	ETH	\$3,338	5%	11%	-6%	12,711	402,263	
3	Tether	USDT	\$1.00	0%	0%	0%	43,194	112,614	
4	BNB	BNB	\$564	5%	11%	-7%	811	87,054	
5	Solana	SOL	\$152	5%	9%	5%	2,231	70,729	
6	USD Coin	USDC	\$1.00	0%	0%	0%	6,977	34,044	
7	Lido stETH	STETH	\$3,338	4%	-100%	-100%	46	32,470	
8	XRP Ledger	XRP	\$0.53	2%	24%	9%	1,586	29,831	
9	Toncoin	TON	\$7.43	2%	4%	-6%	280	18,620	
10	Dogecoin	DOGE	\$0.12	5%	9%	-14%	643	17,054	

Top & Bottom Performers - Top 100 Tokens

24h		7 Days		30 Days		90 Days		365 Days	
MOG	15%	MOG	54%	MOG	137%	MOG	324%	BONK	6497%
STX	12%	STX	39%	OM	49%	BRETT	107%	OM	4499%
IMX	11%	ICP	34%	AAVE	22%	ENS	101%	JASMY	578%
JASMY	10%	VET	30%	MKR	21%	PEPE	76%	AKT	572%
USDT	0%	EZETH	-100%	WIF	-26%	NEO	-43%	MATIC	-31%
USDE	0%	WEETH	-100%	UNI	-27%	TIA	-44%	ATOM	-33%
XLM	0%	WBTC	-100%	GALA	-31%	PYTH	-45%	ARB	-42%
SUI	-1%	STETH	-100%	STETH	-100%	STETH	-100%	STETH	-100%

Category Performance

Category	7d	30d	90d	180d	365d	Ecosystem	7d	30d	90d	180d	365d
Other DeFi	26%	-4%	-6%	-1%	42%	Tron	9%	6%	0%	24%	65%
Lending	19%	-4%	32%	37%	99%	Ethereum	11%	-9%	-13%	-20%	8%
Currency	15%	-7%	-14%	2%	17%	Avalanche	11%	-10%	-10%	0%	41%
CEXs	9%	-7%	-5%	3%	32%	Solana	8%	-11%	-22%	-17%	144%
Smart Contract	13%	-8%	-21%	-9%	61%	Cosmos	10%	-14%	-30%	-6%	129%
Privacy	14%	-8%	-11%	-10%	-11%	Polkadot	10%	-16%	-29%	-11%	26%
IoT/Data/Comp.	13%	-12%	-21%	-2%	75%	Polygon	12%	-17%	-20%	-7%	32%
DEX	9%	-12%	-19%	-21%	70%	BSC	9%	-20%	-19%	-1%	62%
Meme	10%	-17%	-14%	110%	147%						
Gaming/Entertai	10%	-20%	-32%	-28%	48%						
Scaling	10%	-23%	-38%	-38%	11%						

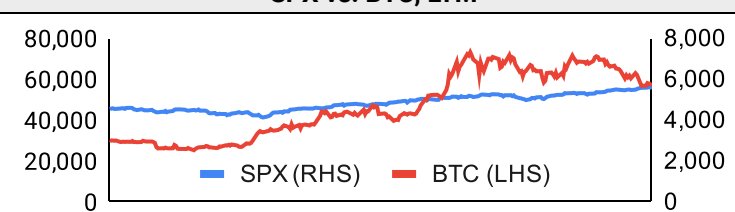
DeFi


Trading Volume

Aggregate Volumes by Product, \$b					Top Derivatives Exchanges, \$m and bps					Top Spot Exchanges, \$m		
Product	1d	7d	30d	O/I	Exchange	1d Vol	O/I	Mkr	Tkr	Exchange	Score	1d Vol
Spot	27	208.29	888.24	n/a	Binance	44,737	18,182	2.0	4.0	Binance	9.9	11,090
Perpetuals	113	851	3,330	544	Bybit	16,502	11,645	2.0	5.5	Coinbase	8.2	1,784
Futures	1	3	11	1	OKX	19,698	6,053	2.0	5.0	OKX	7.8	1,849
Options	2	10	46	n/a	Bitget	15,180	9,268	2.0	6.0	Bybit	7.6	3,596

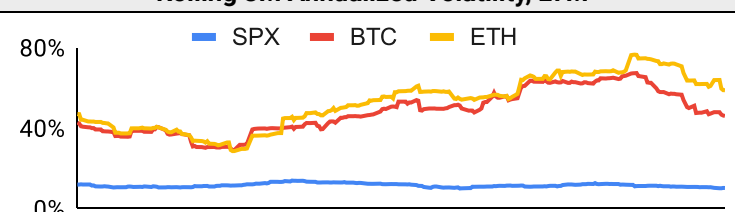
Daily Spot Volume, Top 100 Tokens Last 20d, \$b				Top Volume, 1d, \$m		Top Volume, %20d Avg		Low Volume, %20d Avg	
				USDT	49,659	STX	159%	STETH	0%
				BTC	28,066	VET	138%	LEO	31%
				ETH	13,396	XMR	136%	EGLD	67%
				USDC	5,530	ICP	133%	FLR	71%
				FDUSD	2,884	MKR	132%	BRETT	75%

Traditional Finance

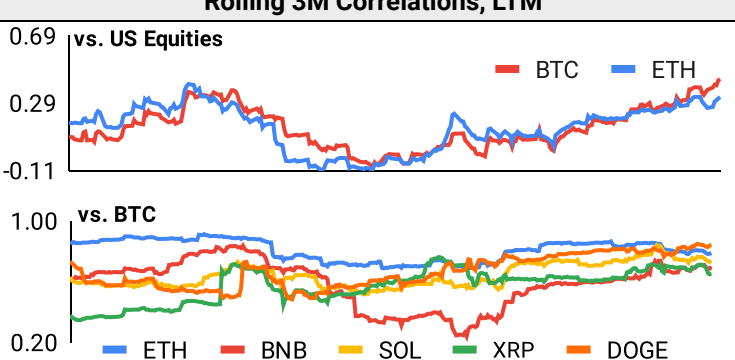
Global Equity Markets							SPX vs. BTC, LTM	
	US	USGrwth	UK	Germany	Japan	HK		
1D	1%	1%	1%	2%	1%	2%	80,000	8,000
7D	1%	0%	2%	2%	2%	5%	60,000	6,000
90D	10%	13%	9%	8%	4%	7%	40,000	4,000
365D	26%	31%	14%	11%	15%	-15%	20,000	2,000

10-Year Treasury Yields							Commodities & FX					
	US	Brazil	UK	Germany	Japan	HK	Last	WTI	Gas	Gold	USD/EUR	USD/JPY
Last	4.24%	11.68%	4.17%	2.50%	1.05%	3.33%	Last	80.8	2.24	2,425	0.92	158.1
1d Chg	0.05	0.00	0.05	0.01	0.00	-0.06	1d % Chg	-0.3%	-3.7%	0.2%	0.0%	0.1%

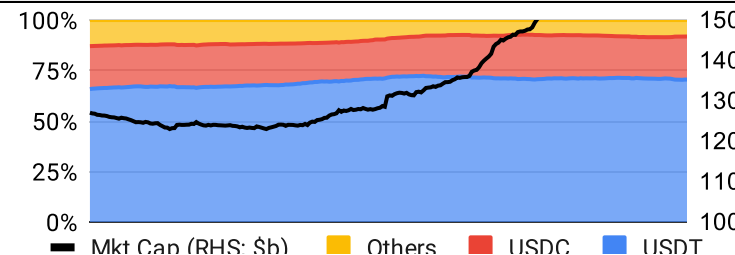
Volatility

Annualized Volatility							Rolling 3M Annualized Volatility, LTM		
	BTC	ETH	BNB	SOL	XRP	DOGE			
30D	44%	47%	56%	91%	65%	77%	80%		
90D	46%	59%	51%	81%	50%	78%	40%		
180D	54%	62%	64%	86%	63%	107%	0%		
365D	48%	54%	54%	91%	57%	85%			

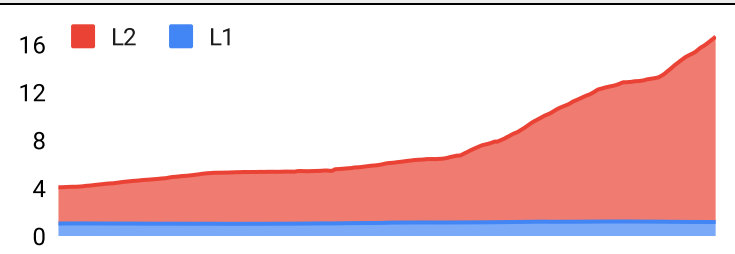
Correlations

Intra-Crypto Correlations, LTM							Rolling 3M Correlations, LTM	
	BTC	ETH	BNB	SOL	XRP	DOGE		
BTC							0.69	vs. US Equities
ETH	0.79						0.29	
BNB	0.57	0.55					-0.11	
SOL	0.65	0.58	0.44				1.00	vs. BTC
XRP	0.62	0.61	0.42	0.50			0.20	
DOGE	0.72	0.64	0.45	0.52	0.58			

Stablecoins

Stablecoin Market Size and Volume, \$m					Stablecoin Dominance (LHS) & Market Cap \$b (RHS), LTM	
Ticker	Price	1d Vol	20d Avg Vol	Market Cap		
USDT	1.00	49,659	50,481	112,585		
USDC	1.00	5,530	5,246	34,030		
DAI	1.00	121	463	5,348		
USDe	1.00	56	64	3,403		
USDD	1.00	7	5	738		
FRAX	1.00	11	16	648		
						Mkt Cap (RHS: \$b) Others USDC USDT

Ethereum Mainnet & Layer 2s

Mainnet & Layer 2 Transactions (m/day) and L2 TVL (\$m)					Transactions (m/day), Rolling 90-Day Average, LTM					
Network	1d	30d Avg	TVL	Tech Type						
Xai	12.1	9.0								
Base	3.2	3.2		Optimistic Rollup						
Proof of Play	2.5	2.3								
Arbitrum One	1.7	2.1		Optimistic Rollup						
Taiko	1.2	1.3		Optimistic Rollup						
Ethereum	1.1	1.2	-	mainnet						
Blast	0.6	0.8		Optimistic Rollup						
Linea	0.9	0.7		ZK Rollup						
ZKsync Era	0.3	0.5		ZK Rollup						
Mantle	0.4	0.5		Optimium						
					Layer 2 Token Performance & Market Cap (\$b)					
						MATIC	IMX	STX	MNT	ARB
					24h Return	+2.03%	+10.	+11.	+3.93%	+3.72%
					Market Cap	5.3	3.0	2.8	2.4	932.1

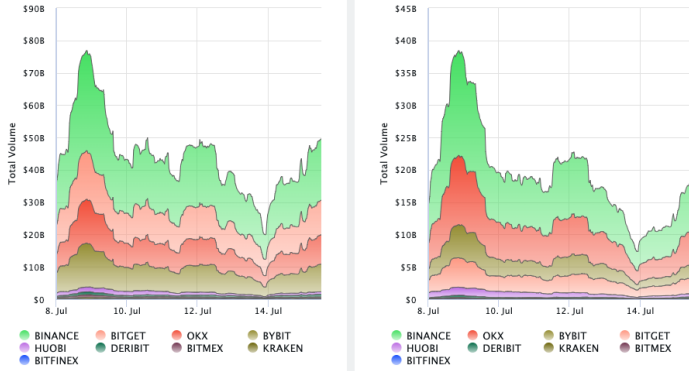
NFTs and DAOs

NFT Collection Stats (\$; Volume, MC in \$m)						DAO Treasury Amount (\$m) and Composition					
Collection	Floor	% Listed	3M Ret.	3M Vol	Market Cap	DAO	Treasury	Stables	BTC/ETH	Own Tokens	Other
CryptoPunks	92,276	12%	-31%	75,919	923	Uniswap	3,348	0%	0%	100%	0%
Bored Ape Yacht C	32,737	3%	-8%	133,717	327	Mantle	3,023	2%	24%	73%	1%
Pudgy Penguins	35,217	3%	0%	111,374	313	Arbitrum	2,367	0%	2%	98%	0%
Autoglyphs	418,051	1%	-29%	0	214	ENS	1,965	0%	0%	93%	7%
Milady Maker	16,360	5%	0%	72,538	164	Optimism	1,361	0%	0%	100%	0%
Azuki	13,490	2%	0%	70,698	135	Ethereum	1,034	0%	100%	0%	0%
Chromie Squiggle	12,642	2%	-28%	3,073	126	Golem	600	0%	92%	8%	0%
Mutant Ape Yacht	5,920	3%	0%	98,335	115	Gnosis	534	6%	26%	48%	20%
NodeMonkes	10,372	15%	-57%	45,189	104	Maker	358	15%	0%	84%	0%
Fidenza by Tyler H	103,677	3%	-16%	1,613	104	Merit Circle	347	7%	2%	89%	2%

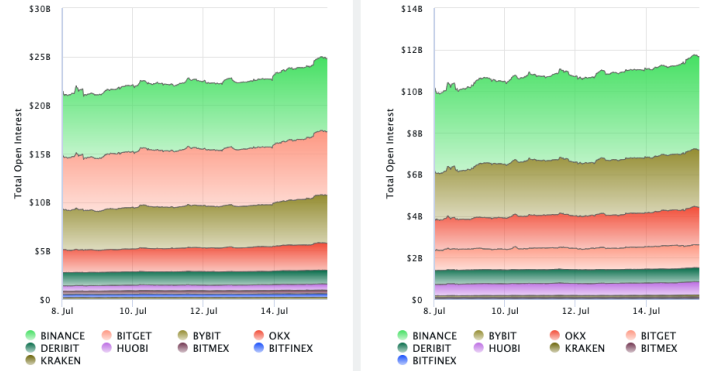
Crypto News
[Bitcoin Retakes \\$62K as 'Trump Trades' Back In Vogue After Weekend Attack - CoinDesk](#)
[Shares in Trump's media company surge and bitcoin rises after assassination attempt – business live - The Guardian](#)
[Trump still scheduled to speak at Bitcoin Conference in Nashville - WSMV 4](#)
[Tech Coalition Urges Biden to Lead on Cryptocurrency Regulation - Bitcoin.com News](#)
[BitConnect's Australian Frontman Has Been Convicted but Released - Finance Magnates](#)
[South Korea proposes delay of crypto taxation - The Paypers](#)
[Web3 Watch: EthCC attendees ask: "Where are the apps?" - Blockworks](#)
[Bitfarms sets vote date after rival Riot proposes new board members - Blockworks](#)
[Trump's Odds of Victory Hit All-Time High on Polymarket After Shooting - CoinDesk](#)

Crypto Futures

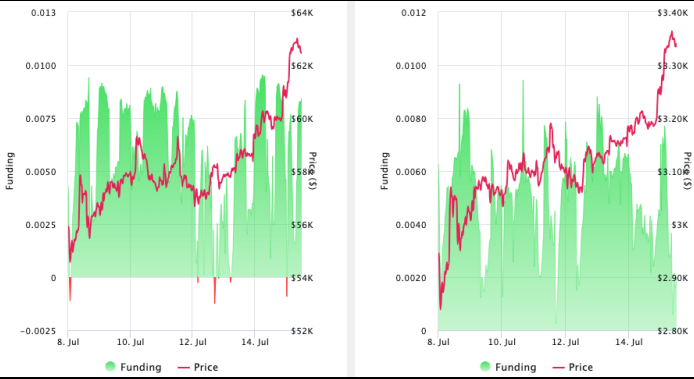
Futures Volume (BTC LHS ; ETH RHS), 1d



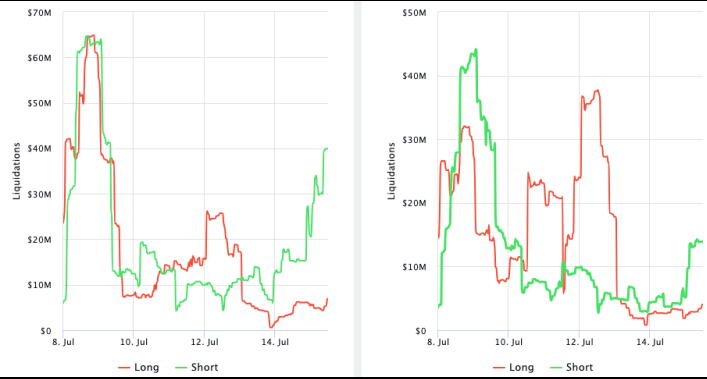
Futures Open Interest (BTC LHS ; ETH RHS)



OI Weighted Funding Rate (BTC LHS ; ETH RHS), 1d

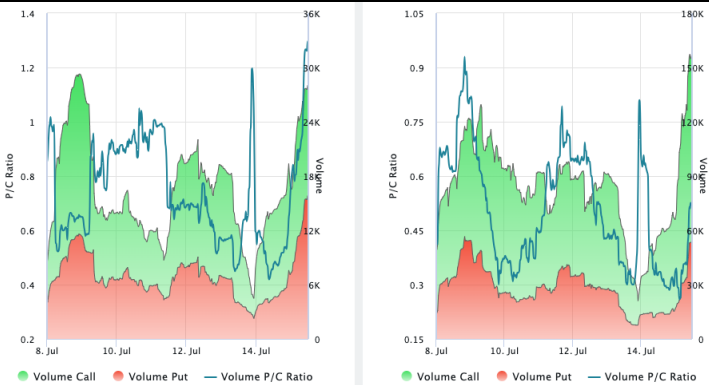


Liquidations (BTC LHS ; ETH RHS), 1d

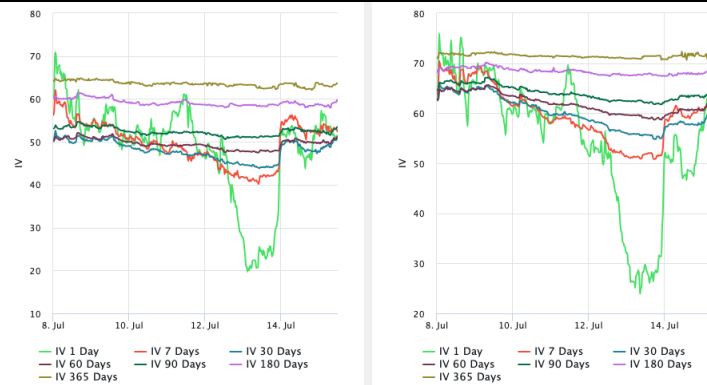


Crypto Options

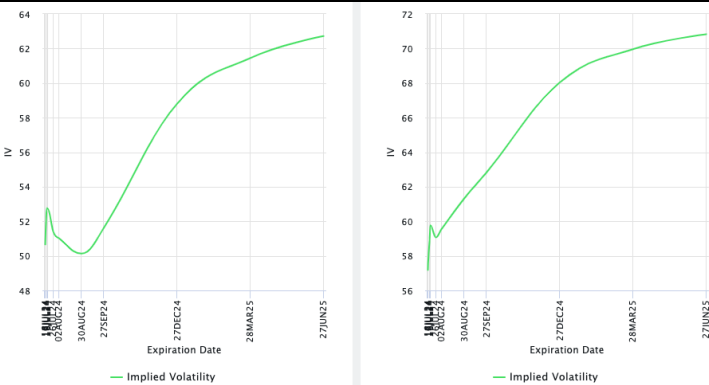
Options Volume & Put/Call Ratio (BTC LHS ; ETH RHS), 1d



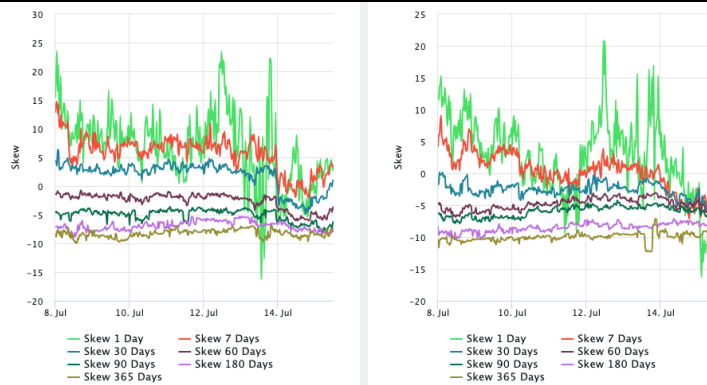
ATM Implied Volatility (BTC LHS ; ETH RHS)



ATM Implied Vol Term Structure (BTC LHS ; ETH RHS)



25 Delta Skew (BTC LHS ; ETH RHS)



About GSR

GSR has over a decade of extensive experience in the crypto market, serving as a trusted liquidity provider and active, multi-stage investor. Our suite of services includes OTC Trading, Derivatives, and Market Making. GSR is actively involved in every major sector of the digital asset ecosystem, working with token issuers, institutional investors, miners, and leading trading venues.

For more information or if we can help with anything, please see gsr.io or contact us at gsr@gsr.io.

Follow GSR for more content: [Twitter](#) [Telegram](#) [LinkedIn](#)

Authors

Brian Rudick, Senior Strategist [Twitter](#) [Telegram](#)

Required Disclosures

This material is provided by GSR (the "Firm") solely for informational purposes, is intended only for sophisticated, institutional investors and does not constitute an offer or commitment, a solicitation of an offer or commitment, or any advice or recommendation, to enter into or conclude any transaction (whether on the terms shown or otherwise), or to provide investment services in any state or country where such an offer or solicitation or provision would be illegal. The Firm is not and does not act as an advisor or fiduciary in providing this material. GSR is not authorised or regulated in the UK by the Financial Conduct Authority. The protections provided by the UK regulatory system will not be available to you. Specifically, information provided herein is intended for institutional persons only and is not suitable for retail persons in the United Kingdom, and no solicitation or recommendation is being made to you in regards to any products or services.

This material is not a research report, and not subject to any of the independence and disclosure standards applicable to research reports prepared pursuant to FINRA or CFTC research rules. This material is not independent of the Firm's proprietary interests, which may conflict with the interests of any counterparty of the Firm. The Firm trades instruments discussed in this material for its own account, may trade contrary to the views expressed in this material, and may have positions in other related instruments.

Information contained herein is based on sources considered to be reliable, but is not guaranteed to be accurate or complete. Any opinions or estimates expressed herein reflect a judgment made by the author(s) as of the date of publication, and are subject to change without notice. Trading and investing in digital assets involves significant risks including price volatility and illiquidity and may not be suitable for all investors. The Firm is not liable whatsoever for any direct or consequential loss arising from the use of this material. Copyright of this material belongs to GSR. Neither this material nor any copy thereof may be taken, reproduced or redistributed, directly or indirectly, without prior written permission of GSR

Notes & Sources

All options data is based on Deribit and derivatives graphics are from Laevidas. Market returns are based on price returns for the following ETFs: VOO, QQQ, EWU, EWG, EWJ, and EWH. Onchain volumes are not considered and thus certain token volumes may be understated (e.g., stETH).

CoinGecko	Santiment	DefiLlama	CoinMarketCap	Laevidas
L2Beat	Google Finance	TradingView	Deribit	WorldCoinIndex
Cryptorank	Investing.com	NFT Price Floor	CryptoSlate	