




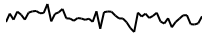






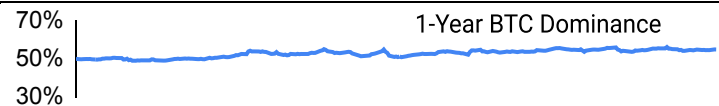
Crypto Leaderboard

Rank	Name	Ticker	Price	24h	7d	30d	24h Vol \$m	MC \$m	1-Year Chart
1	Bitcoin	BTC	\$63,690	1%	10%	-5%	41,312	1,256,383	
2	Ethereum	ETH	\$3,403	1%	11%	-6%	20,514	409,423	
3	Tether	USDT	\$1.00	0%	0%	0%	59,545	113,067	
4	BNB	BNB	\$568	-1%	10%	-7%	1,233	87,525	
5	Solana	SOL	\$156	2%	10%	3%	3,355	72,398	
6	USD Coin	USDC	\$1.00	0%	0%	0%	9,642	33,900	
7	Lido stETH	STETH	\$3,401	1%	12%	-6%	76	33,134	
8	XRP Ledger	XRP	\$0.57	9%	32%	18%	3,161	32,096	
9	Toncoin	TON	\$7.34	-1%	0%	-8%	379	18,411	
10	Dogecoin	DOGE	\$0.12	4%	14%	-11%	1,132	17,789	

Top & Bottom Performers - Top 100 Tokens

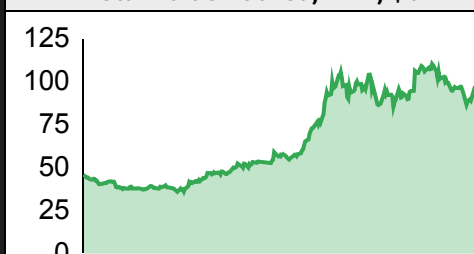
24h		7 Days		30 Days		90 Days		365 Days	
PEPE	23%	POPCAT	61%	POPCAT	164%	POPCAT	613%	BONK	7348%
WIF	21%	OM	40%	OM	79%	PEPE	142%	OM	5463%
FLOKI	13%	NEAR	35%	AAVE	21%	BRETT	139%	PEPE	653%
AR	11%	STX	33%	MKR	19%	ENS	102%	JASMY	641%
TAO	-3%	ENS	-3%	RNDR	-24%	TIA	-35%	EOS	-24%
VET	-3%	NOT	-4%	FLR	-24%	NEO	-35%	MATIC	-31%
TRX	-3%	EGLD	-5%	GALA	-28%	TAO	-36%	ATOM	-32%
UNI	-4%	TIA	-12%	UNI	-33%	PYTH	-43%	ARB	-43%

Category Performance

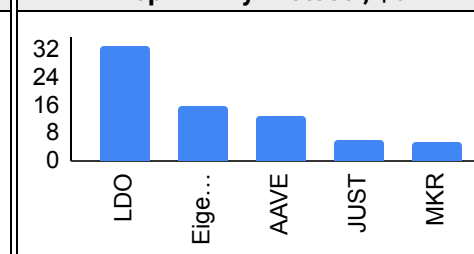
Category	7d	30d	90d	180d	365d	Ecosystem	7d	30d	90d	180d	365d
Lending	20%	-3%	36%	46%	103%	Tron	3%	3%	0%	22%	62%
Currency	16%	-5%	-10%	8%	20%	Solana	2%	-9%	-18%	-9%	139%
Privacy	12%	-6%	-7%	-4%	-10%	Avalanche	9%	-10%	-6%	4%	41%
Smart Contract	12%	-6%	-16%	-1%	64%	Cosmos	9%	-12%	-26%	2%	131%
Other DeFi	23%	-7%	-7%	-1%	42%	Ethereum	9%	-13%	-9%	-16%	8%
IoT/Data/Comp.	15%	-9%	-14%	7%	82%	Polkadot	9%	-16%	-25%	-4%	25%
CEXs	8%	-10%	-3%	6%	34%	Polygon	10%	-16%	-16%	-1%	33%
DEX	7%	-12%	-16%	-15%	67%	BSC	8%	-18%	-17%	6%	63%
Meme	16%	-13%	-5%	142%	176%						
Gaming/Entertai	11%	-17%	-28%	-21%	49%						
Scaling	9%	-21%	-35%	-34%	12%						

DeFi

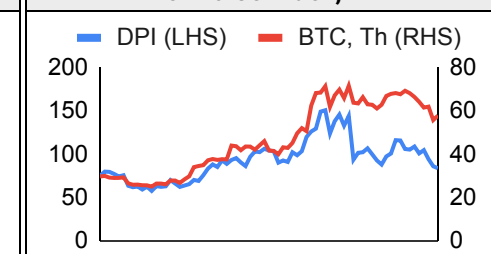
Total Value Locked, LTM, \$b



Top TVL By Protocol, \$b

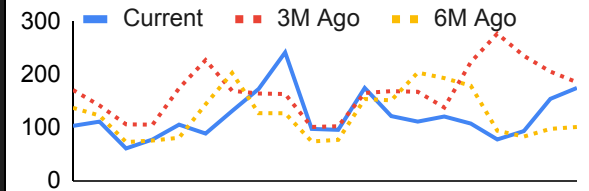


DefiPulse Index, LTM

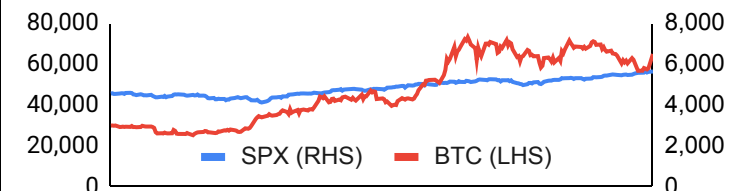


Trading Volume

Aggregate Volumes by Product, \$b					Top Derivatives Exchanges, \$m and bps					Top Spot Exchanges, \$m		
Product	1d	7d	30d	O/I	Exchange	1d Vol	O/I	Mkr	Tkr	Exchange	Score	1d Vol
Spot	43	206.51	890.9	n/a	Binance	71,220	18,189	2.0	4.0	Binance	9.9	18,230
Perpetuals	165	859	3,360	653	Bybit	27,515	11,572	2.0	5.5	Coinbase	8.2	3,140
Futures	0	3	12	1	OKX	30,839	6,138	2.0	5.0	OKX	7.8	3,140
Options	4	12	50	n/a	Bitget	22,452	9,267	2.0	6.0	Bybit	7.6	5,786

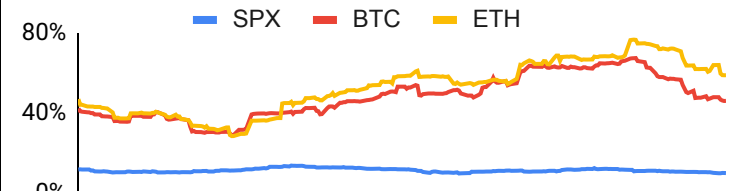
Daily Spot Volume, Top 100 Tokens Last 20d, \$b				Top Volume, 1d, \$m		Top Volume, %20d Avg		Low Volume, %20d Avg	
				USDT	75,808	PEPE	283%	RETH	19%
				BTC	41,488	SHIB	239%	RSETH	27%
				ETH	20,366	POPCAT	238%	EZETH	27%
				USDC	8,039	MKR	217%	WEETH	28%
				FDUSD	4,412	XRP	213%	LEO	32%

Traditional Finance

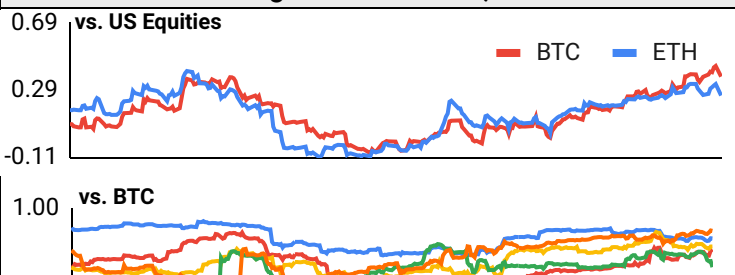
Global Equity Markets							SPX vs. BTC, LTM	
	US	USGrwth	UK	Germany	Japan	HK		
1D	0%	0%	-1%	-1%	0%	-2%	SPX (RHS)	BTC (LHS)
7D	1%	0%	1%	1%	2%	4%		
90D	12%	15%	10%	8%	6%	9%		
365D	27%	32%	14%	11%	16%	-16%		

10-Year Treasury Yields							Commodities & FX					
	US	Brazil	UK	Germany	Japan	HK		WTI	Gas	Gold	USD/EUR	USD/JPY
Last	4.20%	11.79%	4.12%	2.44%	1.03%	3.30%	Last	79.9	2.19	2,453	0.92	158.7
1d Chg	-0.03	-0.04	0.01	-0.03	0.01	-0.06	1d % Chg	-1.2%	1.7%	1.0%	0.2%	0.4%

Volatility

Annualized Volatility							Rolling 3M Annualized Volatility, LTM		
	BTC	ETH	BNB	SOL	XRP	DOGE			
30D	49%	53%	62%	94%	69%	83%	SPX	BTC	ETH
90D	47%	60%	54%	82%	52%	79%			
180D	54%	63%	64%	86%	64%	107%			
365D	48%	55%	54%	91%	58%	85%			

Correlations

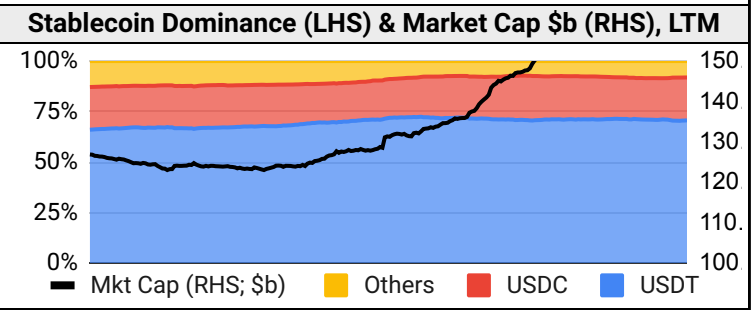
Intra-Crypto Correlations, LTM							Rolling 3M Correlations, LTM		
	BTC	ETH	BNB	SOL	XRP	DOGE			
BTC							vs. US Equities	BTC	ETH
ETH	0.80								
BNB	0.58	0.56					vs. BTC		
SOL	0.66	0.59	0.45						
XRP	0.61	0.60	0.41	0.50					



July 16, 2024

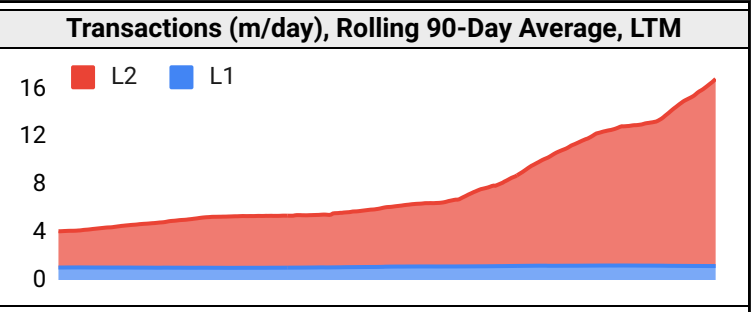
Stablecoins

Stablecoin Market Size and Volume, \$m				
Ticker	Price	1d Vol	20d Avg Vol	Market Cap
USDT	1.00	75,808	52,875	112,896
USDC	1.00	8,039	5,495	33,899
DAI	1.00	206	458	5,348
USDe	1.00	36	63	3,397
USDD	1.00	7	5	736
FRAX	1.00	13	16	648



Ethereum Mainnet & Layer 2s

Mainnet & Layer 2 Transactions (m/day) and L2 TVL (\$m)				
Network	1d	30d Avg	TVL	Tech Type
Xai	11.7	9.2		
Base	3.5	3.2		Optimistic Rollup
Proof of Play	2.6	2.3		
Arbitrum One	2.0	2.1		Optimistic Rollup
Taiko	1.2	1.3		Optimistic Rollup
Ethereum	1.2	1.2	-	mainnet
Linea	1.1	0.8		ZK Rollup
Blast	0.6	0.8		Optimistic Rollup
ZKsync Era	0.3	0.5		ZK Rollup
Mantle	0.4	0.5		Optimium



Layer 2 Token Performance & Market Cap (\$b)					
	MATIC	IMX	STX	MNT	ARB
24h Return	+0.18%	-1%	-2%	+1.23%	+1.26%
Market Cap	5.3	2.9	2.7	2.5	945.9

NFTs and DAOs

NFT Collection Stats (\$; Volume, MC in \$m)					
Collection	Floor	% Listed	3M Ret.	3M Vol	Market Cap
CryptoPunks	92,905	12%	-32%	75,422	929
Bored Ape Yacht C	32,287	3%	-10%	132,404	323
Pudgy Penguins	36,122	3%	0%	109,134	321
Autoglyphs	426,170	1%	-24%	0	218
Milady Maker	17,177	5%	1%	71,775	172
Azuki	13,552	2%	0%	70,119	136
Chromie Squiggle	12,853	2%	-26%	3,087	129
NodeMonkes	11,795	15%	-50%	44,940	118
Mutant Ape Yacht	5,659	3%	-3%	96,130	110
Fidenza by Tyler H	105,690	3%	-11%	1,711	106

DAO Treasury Amount (\$m) and Composition					
DAO	Treasury	Stables	BTC/ETH	Own Tokens	Other
Uniswap	3,268	0%	0%	100%	0%
Mantle	3,082	2%	24%	73%	2%
Arbitrum	2,385	0%	2%	98%	0%
ENS	1,972	0%	0%	93%	7%
Optimism	1,330	0%	0%	100%	0%
Ethereum	1,052	0%	100%	0%	0%
Golem	603	0%	92%	8%	0%
Gnosis	538	5%	26%	47%	22%
Maker	366	15%	0%	85%	0%
Merit Circle	359	6%	2%	89%	2%

Crypto News

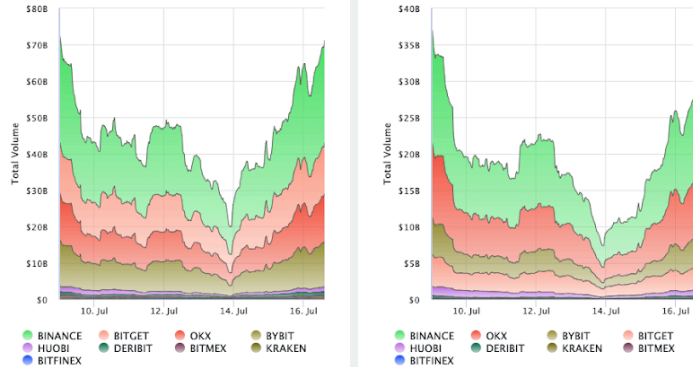
- [Bitcoin Investment Products See Third Straight Week of Inflows, CoinShares Says - Bloomberg](#)
- [Craig Wright faces perjury charges over false Bitcoin creator claims - Cointelegraph](#)
- [BlackRock's Larry Fink says he was wrong, calls Bitcoin digital gold - Cointelegraph](#)
- [Metaplanet buys another \\$1.2M of Bitcoin as price rebounds toward \\$65K - Cointelegraph](#)
- [How Donald Trump landed on JD Vance as his vice presidential pick - CNN](#)
- [Bitcoin Dips Below \\$63K As Mt. Gox Moves \\$2.8B BTC to Internal Wallets - CoinDesk](#)
- [Meme Coins Outperform BTC, ETH and SOL as Traders Rotate Holdings - CoinDesk](#)
- [Polygon's New ZK Proving System, 'Plonky3,' Comes as Open-Source Toolkit - CoinDesk](#)



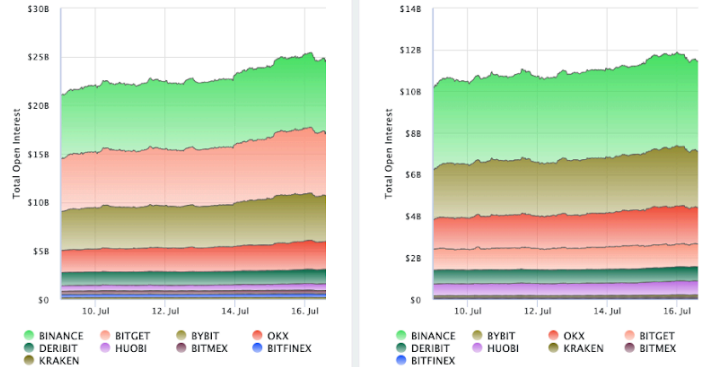
July 16, 2024

Crypto Futures

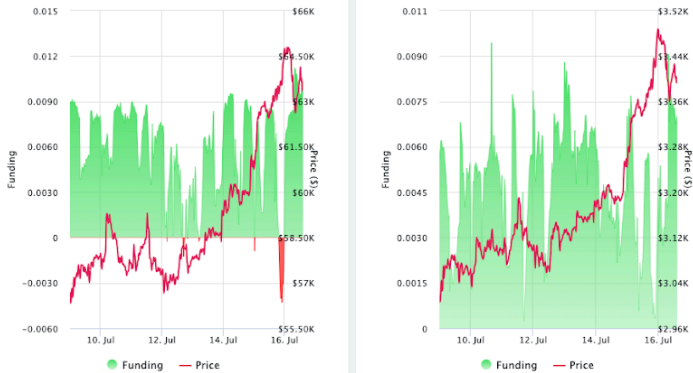
Futures Volume (BTC LHS ; ETH RHS), 1d



Futures Open Interest (BTC LHS ; ETH RHS)



OI Weighted Funding Rate (BTC LHS ; ETH RHS), 1d

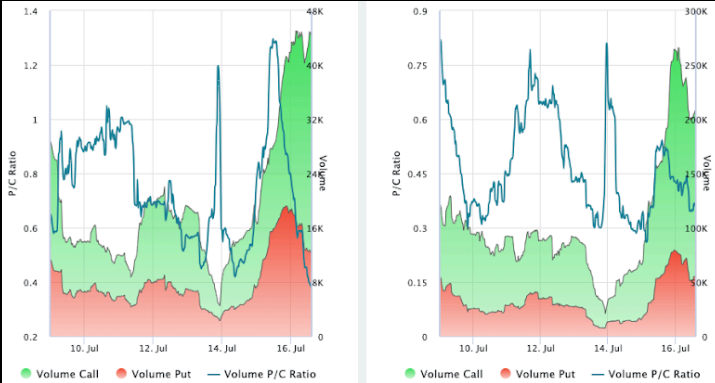


Liquidations (BTC LHS ; ETH RHS), 1d

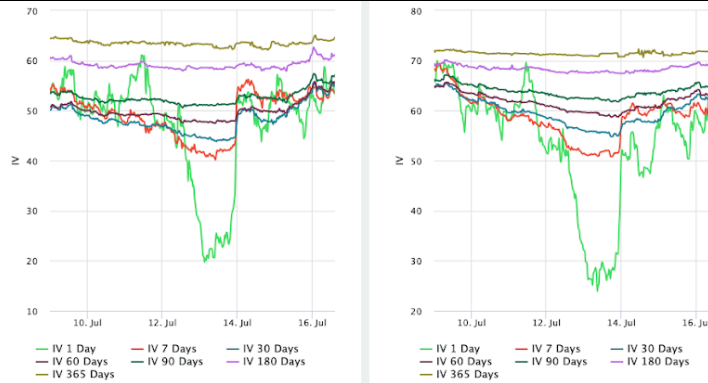


Crypto Options

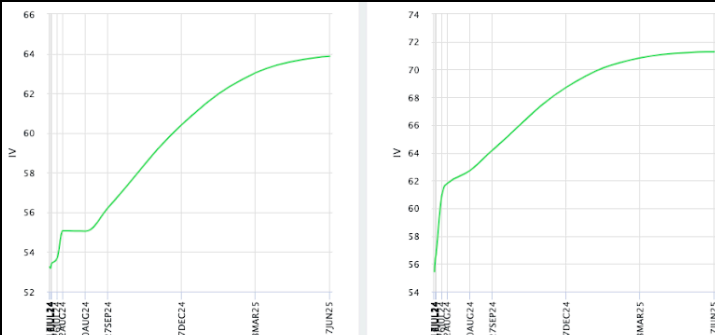
Options Volume & Put/Call Ratio (BTC LHS ; ETH RHS), 1d



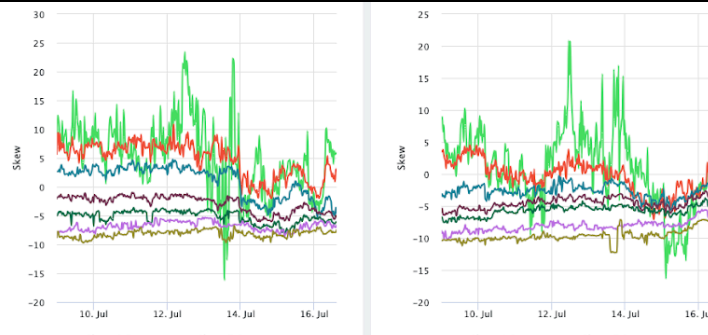
ATM Implied Volatility (BTC LHS ; ETH RHS)



ATM Implied Vol Term Structure (BTC LHS ; ETH RHS)



25 Delta Skew (BTC LHS ; ETH RHS)





July 16, 2024

About GSR

GSR has over a decade of extensive experience in the crypto market, serving as a trusted liquidity provider and active, multi-stage investor. Our suite of services includes OTC Trading, Derivatives, and Market Making. GSR is actively involved in every major sector of the digital asset ecosystem, working with token issuers, institutional investors, miners, and leading trading venues.

For more information or if we can help with anything, please see gsr.io or contact us at gsr@gsr.io.

Follow GSR for more content: [Twitter](#) [Telegram](#) [LinkedIn](#)

Authors

Brian Rudick, Senior Strategist [Twitter](#) [Telegram](#)

Required Disclosures

This material is provided by GSR (the "Firm") solely for informational purposes, is intended only for sophisticated, institutional investors and does not constitute an offer or commitment, a solicitation of an offer or commitment, or any advice or recommendation, to enter into or conclude any transaction (whether on the terms shown or otherwise), or to provide investment services in any state or country where such an offer or solicitation or provision would be illegal. The Firm is not and does not act as an advisor or fiduciary in providing this material. GSR is not authorised or regulated in the UK by the Financial Conduct Authority. The protections provided by the UK regulatory system will not be available to you. Specifically, information provided herein is intended for institutional persons only and is not suitable for retail persons in the United Kingdom, and no solicitation or recommendation is being made to you in regards to any products or services.

This material is not a research report, and not subject to any of the independence and disclosure standards applicable to research reports prepared pursuant to FINRA or CFTC research rules. This material is not independent of the Firm's proprietary interests, which may conflict with the interests of any counterparty of the Firm. The Firm trades instruments discussed in this material for its own account, may trade contrary to the views expressed in this material, and may have positions in other related instruments.

Information contained herein is based on sources considered to be reliable, but is not guaranteed to be accurate or complete. Any opinions or estimates expressed herein reflect a judgment made by the author(s) as of the date of publication, and are subject to change without notice. Trading and investing in digital assets involves significant risks including price volatility and illiquidity and may not be suitable for all investors. The Firm is not liable whatsoever for any direct or consequential loss arising from the use of this material. Copyright of this material belongs to GSR. Neither this material nor any copy thereof may be taken, reproduced or redistributed, directly or indirectly, without prior written permission of GSR

Notes & Sources

All options data is based on Deribit and derivatives graphics are from Laevidas. Market returns are based on price returns for the following ETFs: VOO, QQQ, EWU, EWG, EWJ, and EWH. Onchain volumes are not considered and thus certain token volumes may be understated (e.g., stETH).

CoinGecko	Santiment	DefiLlama	CoinMarketCap	Laevidas
L2Beat	Google Finance	TradingView	Deribit	WorldCoinIndex
Cryptorank	Investing.com	NFT Price Floor	CryptoSlate	