




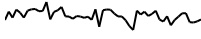







**Crypto Leaderboard**

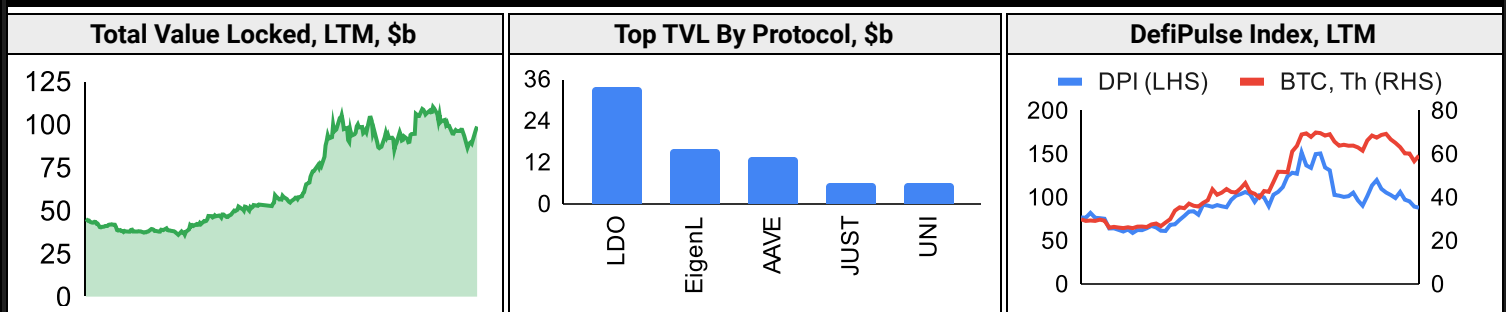
Rank	Name	Ticker	Price	24h	7d	30d	24h Vol \$m	MC \$m	1-Year Chart
1	Bitcoin	BTC	\$65,067	1%	13%	-2%	38,267	1,283,574	
2	Ethereum	ETH	\$3,459	1%	12%	-1%	19,214	415,954	
3	Tether	USDT	\$1.00	0%	0%	0%	60,322	113,358	
4	BNB	BNB	\$576	0%	10%	-5%	945	88,639	
5	Solana	SOL	\$160	2%	13%	12%	3,032	74,407	
6	USD Coin	USDC	\$1.00	0%	0%	0%	8,182	33,931	
7	XRP Ledger	XRP	\$0.61	4%	39%	21%	4,114	33,915	
8	Lido stETH	STETH	\$3,460	1%	-100%	-100%	89	33,694	
9	Toncoin	TON	\$7.29	-1%	0%	-5%	277	18,333	
10	Dogecoin	DOGE	\$0.12	1%	15%	-3%	864	18,105	

**Top & Bottom Performers - Top 100 Tokens**

24h		7 Days		30 Days		90 Days		365 Days	
WLD	26%	ICP	41%	OM	79%	PEPE	135%	BONK	7829%
AR	12%	AR	40%	MKR	27%	BRETT	116%	OM	5201%
IMX	10%	XRP	39%	AKT	22%	ENS	103%	PEPE	690%
INJ	10%	NEAR	33%	BONK	21%	BONK	89%	JASMY	675%
LTC	-1%	EZETH	-100%	FLR	-18%	TIA	-36%	MATIC	-25%
BCH	-1%	WEETH	-100%	UNI	-23%	PYTH	-42%	ATOM	-29%
AAVE	-5%	WBTC	-100%	ENA	-30%	ENA	-48%	ARB	-38%
OM	-9%	STETH	-100%	STETH	-100%	STETH	-100%	STETH	-100%

**Category Performance**

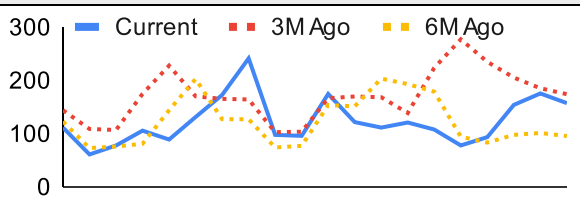
Category	7d	30d	90d	180d	365d	Ecosystem	7d	30d	90d	180d	365d
Other DeFi	14%	5%	-5%	-1%	50%	Tron	4%	6%	-1%	23%	64%
Smart Contract	17%	5%	-17%	3%	75%	Cosmos	12%	-1%	-25%	5%	148%
Privacy	15%	4%	-7%	-2%	-5%	Avalanche	11%	-2%	-7%	2%	49%
IoT/Data/Comp.	18%	3%	-13%	10%	97%	Solana	10%	-4%	-20%	-7%	136%
Currency	19%	1%	-10%	11%	24%	Polkadot	14%	-5%	-25%	0%	34%
Lending	12%	0%	21%	34%	96%	Polygon	13%	-6%	-16%	0%	42%
Meme	18%	-3%	-6%	146%	186%	Ethereum	10%	-6%	-9%	-15%	13%
DEX	9%	-4%	-17%	-13%	79%	BSC	11%	-9%	-17%	9%	73%
Gaming/Entertai	15%	-5%	-28%	-18%	56%						
CEXs	7%	-7%	-5%	8%	37%						
Scaling	11%	-12%	-34%	-31%	20%						

**DeFi**


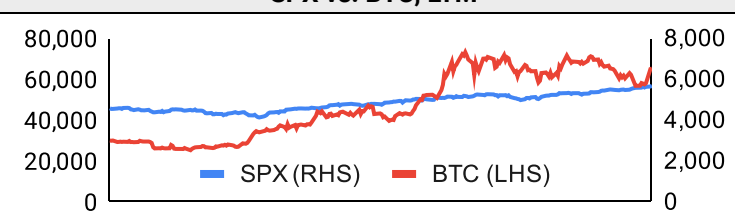
**Trading Volume**

Aggregate Volumes by Product, \$b					Top Derivatives Exchanges, \$m and bps					Top Spot Exchanges, \$m		
Product	1d	7d	30d	O/I	Exchange	1d Vol	O/I	Mkr	Tkr	Exchange	Score	1d Vol
Spot	38	197.09	930.09	n/a	Binance	61,188	18,531	2.0	4.0	Binance	9.9	16,541
Perpetuals	139	811	3,530	700	Bybit	23,279	12,015	2.0	5.5	Coinbase	8.2	2,689
Futures	1	3	13	1	OKX	25,717	6,430	2.0	5.0	OKX	7.8	2,621
Options	3	14	53	n/a	Bitget	18,785	9,638	2.0	6.0	Bybit	7.6	5,254

Daily Spot Volume, Top 100 Tokens Last 20d, \$b				Top Volume, 1d, \$m		Top Volume, %20d Avg		Low Volume, %20d Avg	
				USDT	68,983	XRP	248%	STETH	0%
				BTC	36,888	AR	212%	LEO	49%
				ETH	18,834	XLM	196%	KAS	66%
				USDC	7,139	ICP	192%	DOT	87%
				FDUSD	4,328	PEPE	179%	CRO	94%

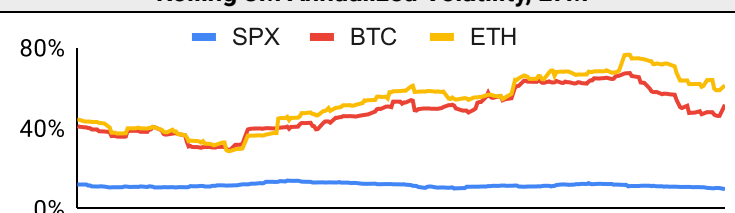
**Traditional Finance**

Global Equity Markets							SPX vs. BTC, LTM	
	US	USGrwth	UK	Germany	Japan	HK		
1D	1%	0%	0%	0%	1%	0%	80,000	8,000
7D	2%	0%	2%	3%	3%	4%	60,000	6,000
90D	13%	17%	9%	7%	8%	9%	40,000	4,000
365D	27%	31%	14%	11%	18%	-16%	20,000	2,000

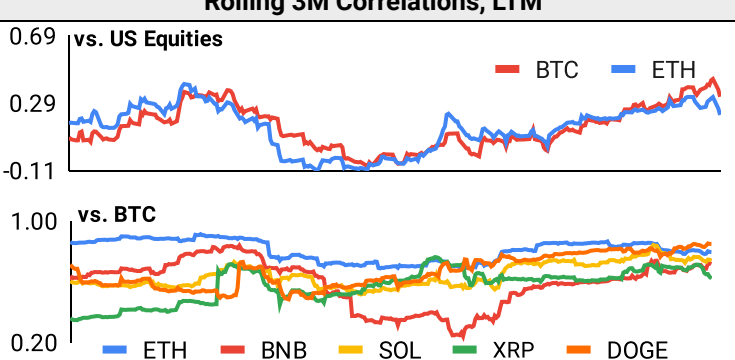
  

10-Year Treasury Yields							Commodities & FX					
	US	Brazil	UK	Germany	Japan	HK	Last	WTI	Gas	Gold	USD/EUR	USD/JPY
Last	4.18%	11.78%	4.12%	2.42%	1.04%	3.29%	Last	81.3	2.07	2,467	0.91	156.6
1d Chg	0.01	-0.05	0.07	-0.01	0.00	-0.06	1d % Chg	2.0%	-5.3%	0.0%	-0.3%	-1.1%

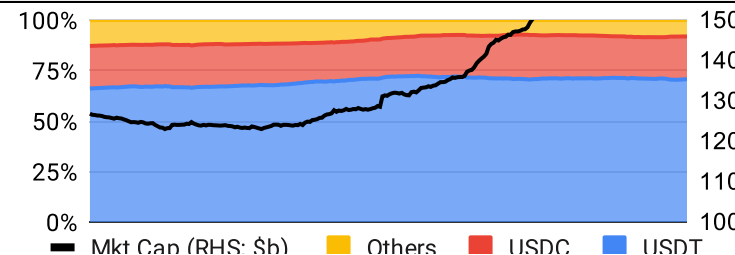
**Volatility**

Annualized Volatility							Rolling 3M Annualized Volatility, LTM				
	BTC	ETH	BNB	SOL	XRP	DOGE					
30D	48%	52%	61%	92%	71%	80%	80%	40%	40%	40%	40%
90D	46%	60%	53%	81%	54%	79%	80%	40%	40%	40%	40%
180D	54%	62%	64%	85%	64%	107%	80%	40%	40%	40%	40%
365D	48%	55%	54%	91%	58%	85%	80%	40%	40%	40%	40%

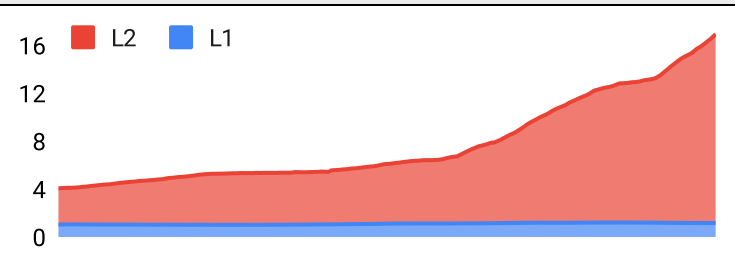
**Correlations**

Intra-Crypto Correlations, LTM							Rolling 3M Correlations, LTM				
	BTC	ETH	BNB	SOL	XRP	DOGE					
BTC							0.69	vs. US Equities	BTC	ETH	
ETH	0.80						0.29				
BNB	0.58	0.56					-0.11				
SOL	0.66	0.59	0.44				1.00	vs. BTC	ETH	BNB	
XRP	0.62	0.60	0.42	0.51			0.20		SOL	XRP	
DOGE	0.72	0.64	0.46	0.52	0.58				DOGE		

**Stablecoins**

Stablecoin Market Size and Volume, \$m					Stablecoin Dominance (LHS) & Market Cap \$b (RHS), LTM	
Ticker	Price	1d Vol	20d Avg Vol	Market Cap		
USDT	1.00	68,983	54,085	113,261		
USDC	1.00	7,139	5,577	33,878		
DAI	1.00	99	441	5,347		
USDe	1.00	18	59	3,397		
USDD	1.00	6	5	739		
FRAX	1.00	7	15	648		

**Ethereum Mainnet & Layer 2s**

Mainnet & Layer 2 Transactions (m/day) and L2 TVL (\$m)					Transactions (m/day), Rolling 90-Day Average, LTM	
Network	1d	30d Avg	TVL	Tech Type		
Xai	12.1	9.3				
Base	3.4	3.2		Optimistic Rollup		
Proof of Play	2.6	2.4				
Arbitrum One	2.0	2.1		Optimistic Rollup		
Taiko	1.2	1.3		Optimistic Rollup		
Ethereum	1.2	1.2	-	mainnet		
Linea	1.4	0.8		ZK Rollup		
Blast	0.7	0.7		Optimistic Rollup		
OP Mainnet	0.6	0.5		Optimistic Rollup		
ZKsync Era	0.4	0.5		ZK Rollup		

Layer 2 Token Performance & Market Cap (\$b)					
	MATIC	IMX	STX	MNT	ARB
24h Return	+2.35%	+10.	+4.10%	+2.65%	+1.58%
Market Cap	5.5	3.2	2.9	2.5	973.9

**NFTs and DAOs**

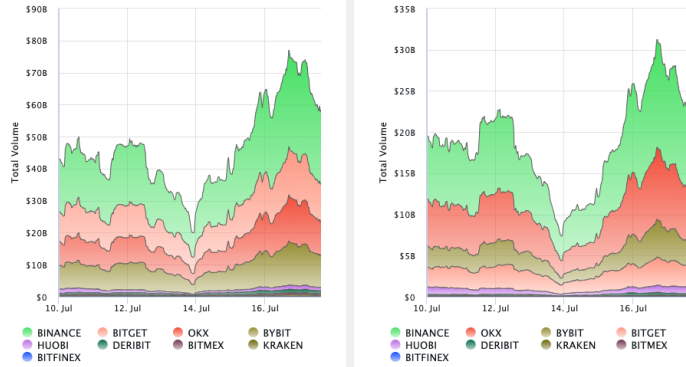
NFT Collection Stats (\$; Volume, MC in \$m)						DAO Treasury Amount (\$m) and Composition					
Collection	Floor	% Listed	3M Ret.	3M Vol	Market Cap	DAO	Treasury	Stables	BTC/ETH	Own Tokens	Other
CryptoPunks	94,375	12%	-31%	75,044	944	Uniswap	3,256	0%	0%	100%	0%
Pudgy Penguins	36,154	3%	0%	106,842	321	Mantle	3,122	2%	24%	73%	1%
Bored Ape Yacht C	31,841	3%	-15%	130,889	318	Arbitrum	2,465	0%	2%	98%	0%
Autoglyphs	432,913	1%	-14%	0	222	ENS	1,945	0%	0%	93%	7%
Milady Maker	17,198	5%	1%	69,825	172	Optimism	1,445	0%	0%	100%	0%
Azuki	13,178	2%	0%	69,869	132	Ethereum	1,066	0%	100%	0%	0%
Chromie Squiggle	13,057	2%	-26%	3,073	131	Golem	587	0%	92%	8%	0%
NodeMonkes	11,917	15%	-50%	44,389	119	Gnosis	436	0%	33%	56%	11%
Mutant Ape Yacht	5,605	3%	-19%	94,585	109	Merit Circle	376	6%	2%	89%	2%
Fidenza by Tyler H	107,362	3%	-11%	1,615	107	Maker	367	15%	0%	85%	0%

**Crypto News**

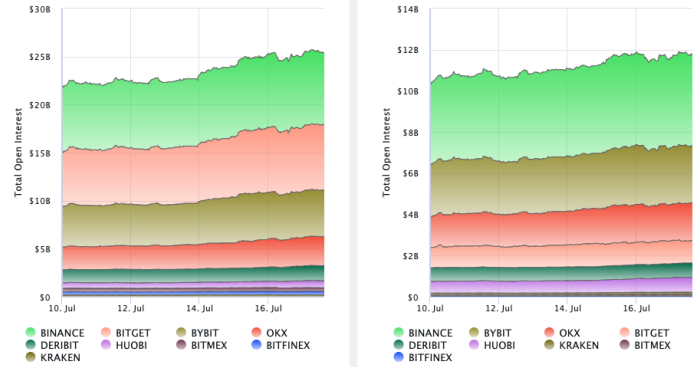
- [Crypto investment products saw \\$1.4 billion in net inflows last week: CoinShares - The Block](#)
- [Deribit's New Bitcoin, Ether Options Tied to U.S. Elections Get Thumbs Up From Crypto Traders - CoinDesk](#)
- [Trump talks Fed, Tiktok, crypto in Businessweek interview - Axios](#)
- [SEC signals possible ETH fund launches next week: Sources - Blockworks](#)
- [Trump chooses crypto-friendly Senator Vance as VP pick - Blockworks](#)
- [Grayscale Launches Artificial Intelligence-Focused Crypto Fund: AI Tokens Gain - CoinDesk](#)
- [Hong Kong to Prepare Stablecoin Legislation as Public Consultation Ends - CoinDesk](#)
- [Rotation Out of Mega-Cap U.S. Stocks Could Provide Tailwind for Cryptocurrencies, Marex Solutions Says - CoinDesk](#)
- [Standard Chartered-Backed Zodia Markets to Buy Elwood Trading Desk - CoinDesk](#)

## Crypto Futures

### Futures Volume (BTC LHS ; ETH RHS), 1d



### Futures Open Interest (BTC LHS ; ETH RHS)



### OI Weighted Funding Rate (BTC LHS ; ETH RHS), 1d

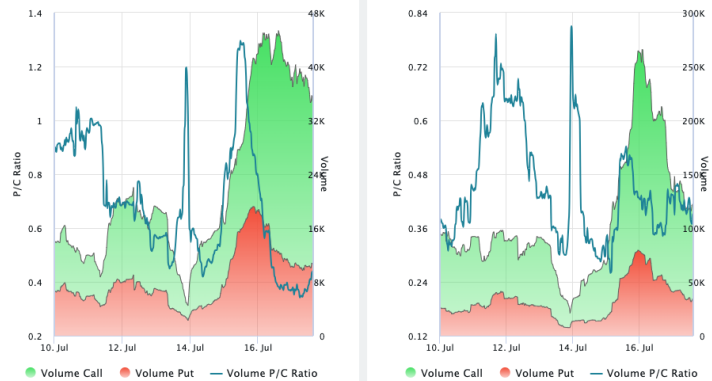


### Liquidations (BTC LHS ; ETH RHS), 1d

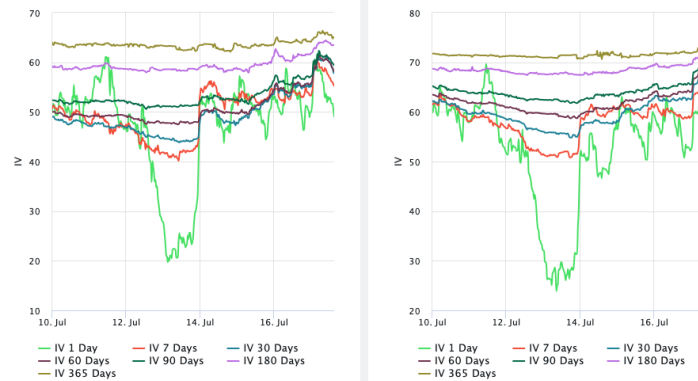


## Crypto Options

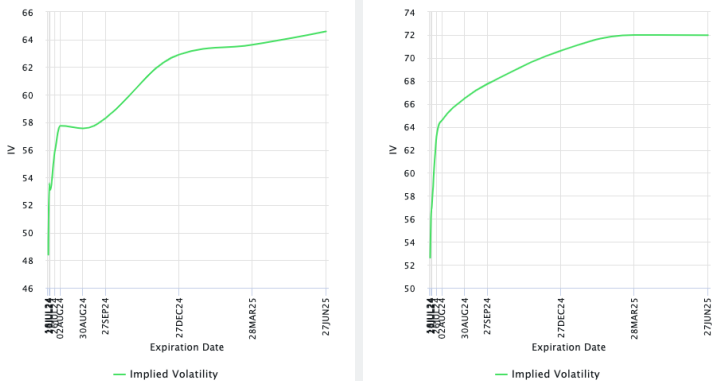
### Options Volume & Put/Call Ratio (BTC LHS ; ETH RHS), 1d



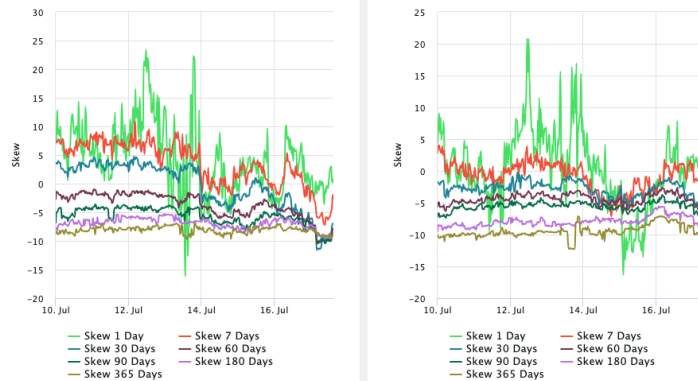
### ATM Implied Volatility (BTC LHS ; ETH RHS)



### ATM Implied Vol Term Structure (BTC LHS ; ETH RHS)



### 25 Delta Skew (BTC LHS ; ETH RHS)





July 17, 2024

## About GSR

GSR has over a decade of extensive experience in the crypto market, serving as a trusted liquidity provider and active, multi-stage investor. Our suite of services includes OTC Trading, Derivatives, and Market Making. GSR is actively involved in every major sector of the digital asset ecosystem, working with token issuers, institutional investors, miners, and leading trading venues.

For more information or if we can help with anything, please see [gsr.io](https://gsr.io) or contact us at [gsr@gsr.io](mailto:gsr@gsr.io).

Follow GSR for more content: [Twitter](#) [Telegram](#) [LinkedIn](#)

## Authors

Brian Rudick, Senior Strategist [Twitter](#) [Telegram](#)

## Required Disclosures

This material is provided by GSR (the "Firm") solely for informational purposes, is intended only for sophisticated, institutional investors and does not constitute an offer or commitment, a solicitation of an offer or commitment, or any advice or recommendation, to enter into or conclude any transaction (whether on the terms shown or otherwise), or to provide investment services in any state or country where such an offer or solicitation or provision would be illegal. The Firm is not and does not act as an advisor or fiduciary in providing this material. GSR is not authorized or regulated in the UK by the Financial Conduct Authority. The protections provided by the UK regulatory system will not be available to you. Specifically, information provided herein is intended for institutional persons only and is not suitable for retail persons in the United Kingdom, and no solicitation or recommendation is being made to you in regards to any products or services.

This material is not a research report, and not subject to any of the independence and disclosure standards applicable to research reports prepared pursuant to FINRA or CFTC research rules. This material is not independent of the Firm's proprietary interests, which may conflict with the interests of any counterparty of the Firm. The Firm trades instruments discussed in this material for its own account, may trade contrary to the views expressed in this material, and may have positions in other related instruments.

Information contained herein is based on sources considered to be reliable, but is not guaranteed to be accurate or complete. Any opinions or estimates expressed herein reflect a judgment made by the author(s) as of the date of publication, and are subject to change without notice. Trading and investing in digital assets involves significant risks including price volatility and illiquidity and may not be suitable for all investors. The Firm is not liable whatsoever for any direct or consequential loss arising from the use of this material. Copyright of this material belongs to GSR. Neither this material nor any copy thereof may be taken, reproduced or redistributed, directly or indirectly, without prior written permission of GSR

## Notes & Sources

All options data is based on Deribit and derivatives graphics are from Laevidas. Market returns are based on price returns for the following ETFs: VOO, QQQ, EWU, EWG, EWJ, and EWH. Onchain volumes are not considered and thus certain token volumes may be understated (e.g., stETH).

CoinGecko	Santiment	DefiLlama	CoinMarketCap	Laevidas
L2Beat	Google Finance	TradingView	Deribit	WorldCoinIndex
Cryptorank	Investing.com	NFT Price Floor	CryptoSlate	