




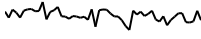






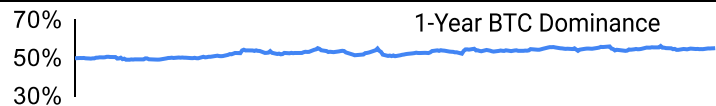
Crypto Leaderboard

Rank	Name	Ticker	Price	24h	7d	30d	24h Vol \$m	MC \$m	1-Year Chart
1	Bitcoin	BTC	\$64,118	-1%	11%	-1%	18,461	1,264,907	
2	Ethereum	ETH	\$3,408	-2%	9%	-4%	15,315	409,717	
3	Tether	USDT	\$1.00	0%	0%	0%	47,393	113,915	
4	BNB	BNB	\$574	0%	7%	-4%	799	88,282	
5	Solana	SOL	\$163	2%	17%	20%	3,293	75,561	
6	USD Coin	USDC	\$1.00	0%	0%	0%	7,666	33,721	
7	Lido stETH	STETH	\$3,408	-2%	-100%	-100%	44	33,237	
8	XRP Ledger	XRP	\$0.55	-5%	17%	12%	2,115	30,950	
9	Toncoin	TON	\$7.31	1%	0%	5%	266	18,360	
10	Dogecoin	DOGE	\$0.12	-2%	11%	-2%	664	17,348	

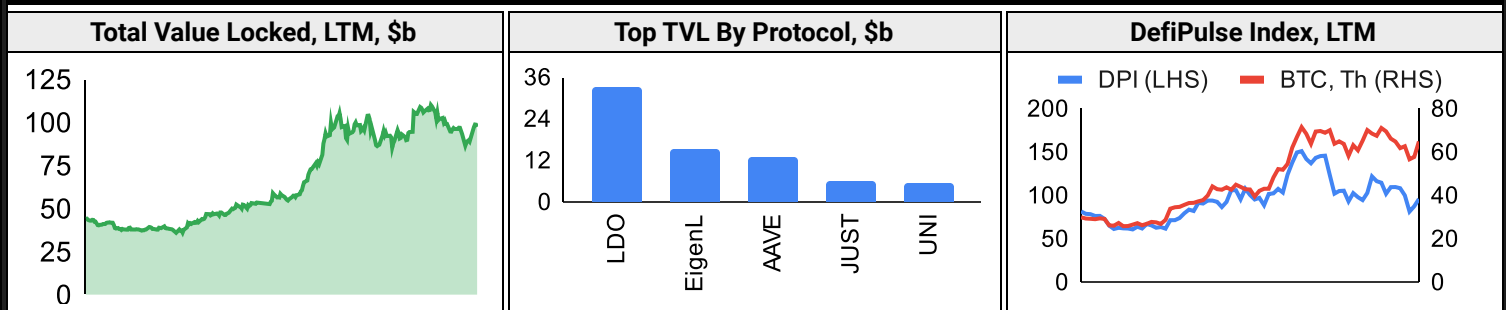
Top & Bottom Performers - Top 100 Tokens

24h		7 Days		30 Days		90 Days		365 Days	
MNT	6%	POPCAT	70%	POPCAT	201%	POPCAT	272%	BONK	7828%
MSOL	2%	WIF	53%	OM	70%	PEPE	97%	OM	5129%
WBT	2%	TAO	36%	BONK	31%	BRETT	84%	PEPE	662%
SOL	2%	PEPE	32%	JUP	25%	OM	72%	JASMY	624%
AKT	-5%	EZETH	-100%	UNI	-22%	TIA	-49%	ATOM	-33%
GALA	-6%	WEETH	-100%	FLR	-24%	PYTH	-50%	XLM	-37%
IMX	-7%	WBTC	-100%	ENA	-27%	ENA	-57%	ARB	-42%
EGLD	-8%	STETH	-100%	STETH	-100%	STETH	-100%	STETH	-100%

Category Performance

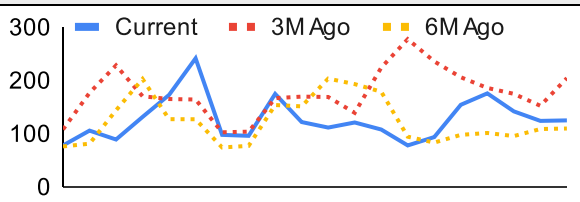
Category	7d	30d	90d	180d	365d	Ecosystem	7d	30d	90d	180d	365d
Smart Contract	11%	6%	-25%	0%	69%	Tron	1%	7%	-3%	22%	62%
Currency	11%	3%	-19%	6%	17%	Cosmos	12%	-1%	-31%	5%	139%
IoT/Data/Comp.	11%	1%	-25%	2%	83%	Avalanche	5%	-5%	-18%	-4%	37%
Other DeFi	10%	0%	-14%	-4%	42%	Polkadot	9%	-5%	-34%	-6%	25%
Meme	15%	-1%	-18%	126%	173%	Solana	-1%	-7%	-31%	-11%	117%
DEX	7%	-3%	-25%	-15%	69%	Polygon	7%	-7%	-27%	-8%	31%
Lending	3%	-3%	0%	22%	79%	BSC	9%	-8%	-26%	3%	67%
CEXs	7%	-4%	-7%	7%	37%	Ethereum	6%	-11%	-18%	-18%	4%
Privacy	-6%	-9%	-26%	-17%	-24%						
Scaling	7%	-10%	-42%	-32%	13%						
Gaming/Entertai	0%	-11%	-41%	-29%	-23%						

DeFi

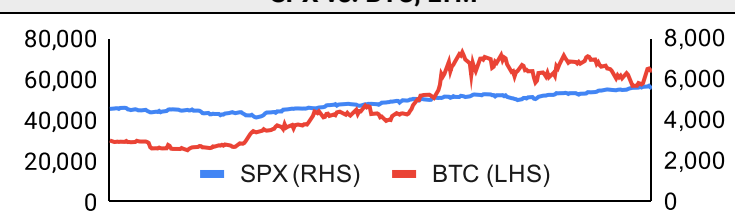


Trading Volume

Aggregate Volumes by Product, \$b					Top Derivatives Exchanges, \$m and bps					Top Spot Exchanges, \$m		
Product	1d	7d	30d	O/I	Exchange	1d Vol	O/I	Mkr	Tkr	Exchange	Score	1d Vol
Spot	29	211.25	938.92	n/a	Binance	46,809	17,960	2.0	4.0	Binance	9.9	13,292
Perpetuals	110	843	3,590	852	Bybit	18,437	11,919	2.0	5.5	Coinbase	8.2	1,795
Futures	0	4	13	1	OKX	19,111	6,299	2.0	5.0	OKX	7.8	1,846
Options	2	14	51	n/a	Bitget	14,750	9,547	2.0	6.0	Bybit	7.6	4,688

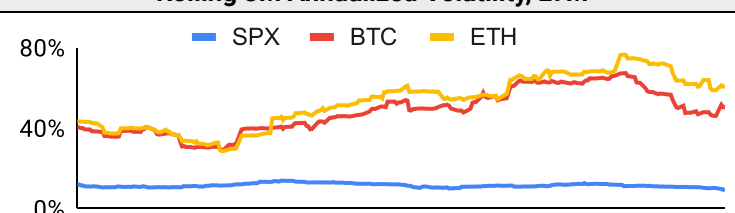
Daily Spot Volume, Top 100 Tokens Last 20d, \$b				Top Volume, 1d, \$m		Top Volume, %20d Avg		Low Volume, %20d Avg	
Current	3M Ago	6M Ago		Token	Volume	Token	% Avg	Token	% Avg
				USDT	53,881	SHIB	241%	STETH	0%
			BTC	28,157	WBT	170%	OM	40%	
			ETH	15,407	RUNE	150%	LEO	47%	
			USDC	6,333	KCS	143%	BGB	60%	
			FDUSD	4,071	AXS	135%	AR	71%	

Traditional Finance

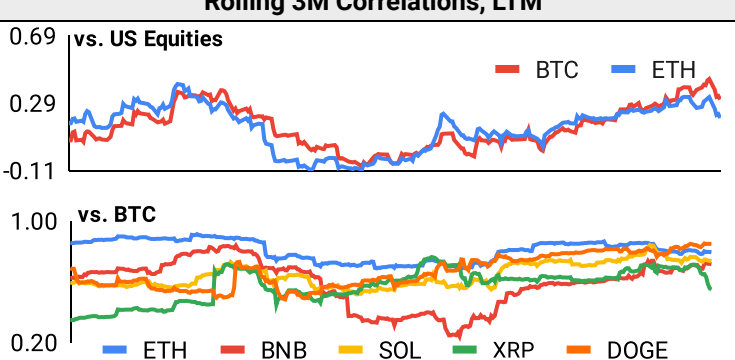
Global Equity Markets							SPX vs. BTC, LTM	
	US	USGrwth	UK	Germany	Japan	HK	SPX (RHS)	BTC (LHS)
1D	-1%	0%	-1%	-1%	-2%	-1%		
7D	-1%	-3%	0%	-1%	-1%	0%		
90D	12%	16%	8%	6%	7%	8%		
365D	23%	25%	12%	9%	14%	-15%		

10-Year Treasury Yields							Commodities & FX					
	US	Brazil	UK	Germany	Japan	HK		WTI	Gas	Gold	USD/EUR	USD/JPY
Last	4.21%	12.06%	4.13%	2.45%	1.04%	3.28%	Last	81.1	2.09	2,412	0.92	157.5
1d Chg	0.03	0.00	0.07	0.04	0.00	-0.04	1d % Chg	-0.3%	-1.9%	-1.8%	0.0%	0.1%

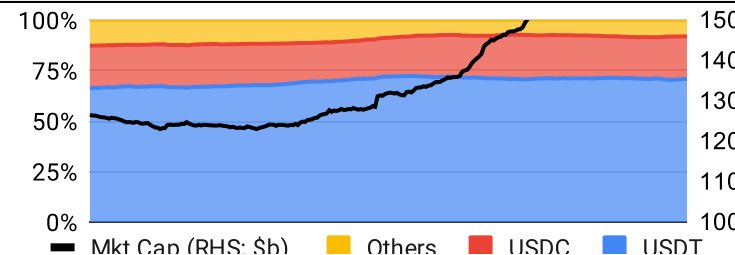
Volatility

Annualized Volatility							Rolling 3M Annualized Volatility, LTM			
	BTC	ETH	BNB	SOL	XRP	DOGE	SPX	BTC	ETH	
30D	48%	51%	61%	91%	82%	79%				
90D	46%	60%	53%	80%	58%	78%				
180D	54%	62%	64%	86%	66%	106%				
365D	48%	55%	54%	91%	59%	85%				

Correlations

Intra-Crypto Correlations, LTM							Rolling 3M Correlations, LTM				
	BTC	ETH	BNB	SOL	XRP	DOGE	vs. US Equities				
BTC											
ETH	0.80										
BNB	0.58	0.56									
SOL	0.66	0.59	0.45								
XRP	0.61	0.59	0.41	0.48							
DOGE	0.72	0.64	0.46	0.52	0.57						

Stablecoins

Stablecoin Market Size and Volume, \$m					Stablecoin Dominance (LHS) & Market Cap \$b (RHS), LTM	
Ticker	Price	1d Vol	20d Avg Vol	Market Cap		
USDT	1.00	53,881	55,248	113,617		
USDC	1.00	6,333	5,752	33,740		
DAI	1.00	135	421	5,347		
USDe	1.00	101	60	3,396		
USDD	1.00	7	6	739		
FRAX	1.00	16	14	647		

Ethereum Mainnet & Layer 2s

Mainnet & Layer 2 Transactions (m/day) and L2 TVL (\$m)					Transactions (m/day), Rolling 90-Day Average, LTM					
Network	1d	30d Avg	TVL	Tech Type						
Layer 2 Token Performance & Market Cap (\$b)										
	MATIC	IMX	MNT	STX	ARB					
24h Return	-4%	-7%	+5.92%	-4%	-3%					
Market Cap	5.1	2.9	2.8	2.7	935.8					

NFTs and DAOs

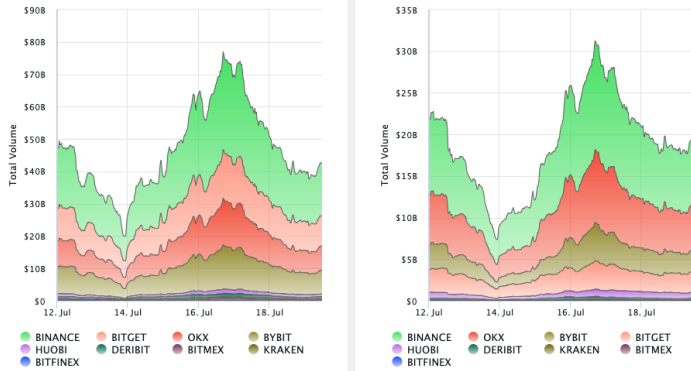
NFT Collection Stats (\$; Volume, MC in \$m)						DAO Treasury Amount (\$m) and Composition					
Collection	Floor	% Listed	3M Ret.	3M Vol	Market Cap	DAO	Treasury	Stables	BTC/ETH	Own Tokens	Other
CryptoPunks	88,377	12%	-32%	74,754	884	Mantle	3,338	2%	22%	75%	1%
Bored Ape Yacht C	32,084	3%	-20%	127,156	321	Uniswap	3,088	0%	0%	100%	0%
Pudgy Penguins	35,992	3%	0%	103,677	320	Arbitrum	2,355	0%	2%	98%	0%
Autoglyphs	425,054	1%	-29%	0	218	ENS	1,862	0%	0%	92%	8%
Milady Maker	17,308	5%	0%	68,773	173	Optimism	1,407	0%	0%	100%	0%
Azuki	14,186	2%	0%	69,317	142	Ethereum	1,056	0%	100%	0%	0%
Chromie Squiggle	12,854	2%	-27%	3,035	129	Golem	565	0%	92%	8%	0%
NodeMonkes	11,255	15%	-52%	43,512	113	Gnosis	420	0%	32%	56%	11%
Mad Lads	11,286	4%	-33%	22,447	113	Merit Circle	371	6%	2%	89%	2%
Fidenza by Tyler H	110,514	3%	-7%	1,836	110	Lido	350	0%	42%	57%	1%

Crypto News

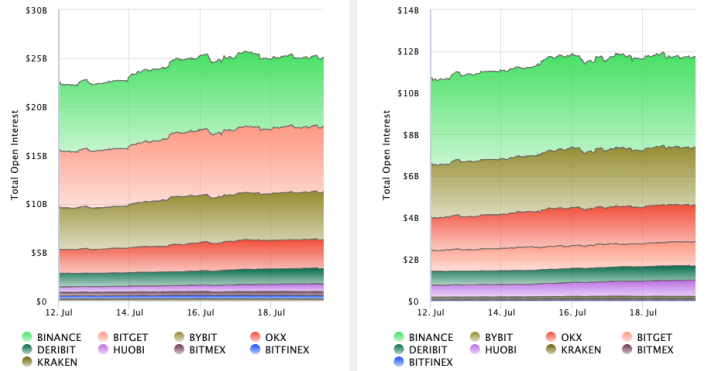
- [BlackRock's BTC ETF investors keep buying despite 'plummeted' Bitcoin outlook - Cointelegraph](#)
- [Stock market slump trickles into today's Bitcoin and altcoin correction - Cointelegraph](#)
- [Trump Almost Banned Bitcoin in 2020—Until Steve Mnuchin Stopped Him, Says Block Exec - Decrypt](#)
- [Trump Talks Economic Plans and US Crypto Strategy With Bloomberg: 'China's Going to Have It—or Somebody Else' – Economics Bitcoin News](#)
- [Ripple Settlement Hopes Pushed XRP Volumes Above Bitcoin on S. Korean Exchanges This Week - CoinDesk](#)
- [Bitcoin, SHIB Trade at 30% Haircut on WazirX as Exploiter Converts Stolen Loot to Ether - CoinDesk](#)
- [Italy's Top Banks Participate in 25M Euro Digital Bond Issuance on Polygon in ECB Trial - CoinDesk](#)
- [Bitcoin Slumps Towards \\$63K as Speculation About Biden Dropout Intensifies - CoinDesk](#)
- [Standard Chartered, Animoca, and Three Others Join HKMA's Stablecoin Sandbox as Participants - CoinDesk](#)

Crypto Futures

Futures Volume (BTC LHS ; ETH RHS), 1d



Futures Open Interest (BTC LHS ; ETH RHS)



OI Weighted Funding Rate (BTC LHS ; ETH RHS), 1d

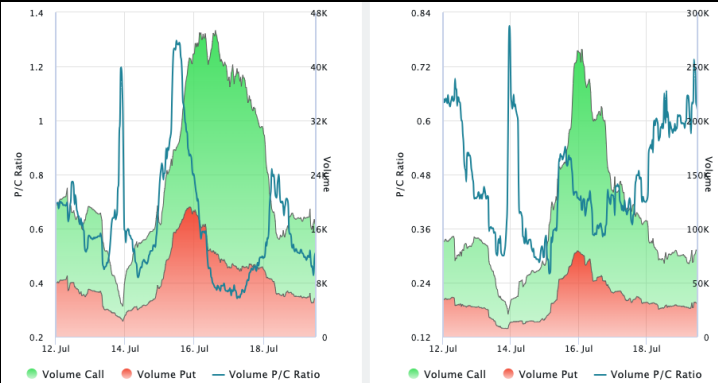


Liquidations (BTC LHS ; ETH RHS), 1d

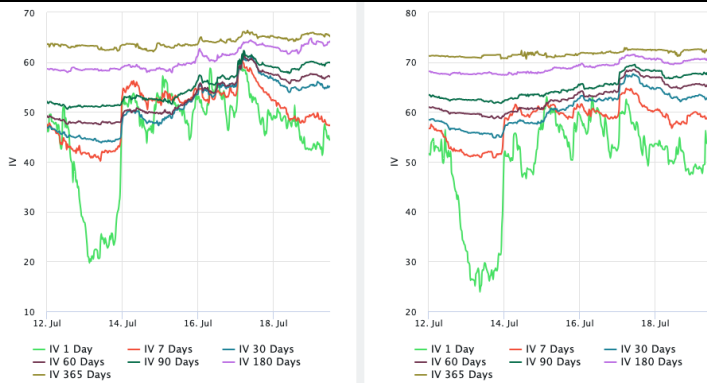


Crypto Options

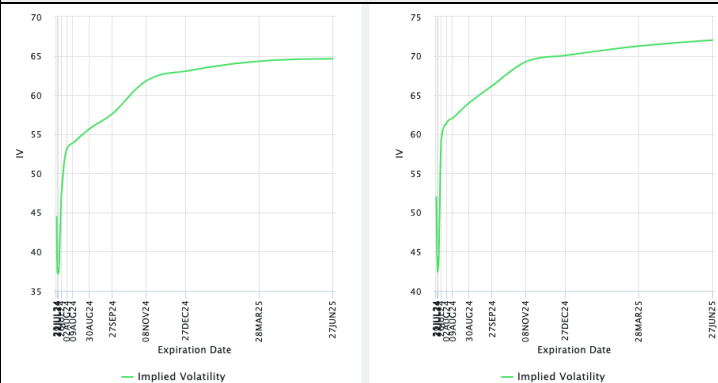
Options Volume & Put/Call Ratio (BTC LHS ; ETH RHS), 1d



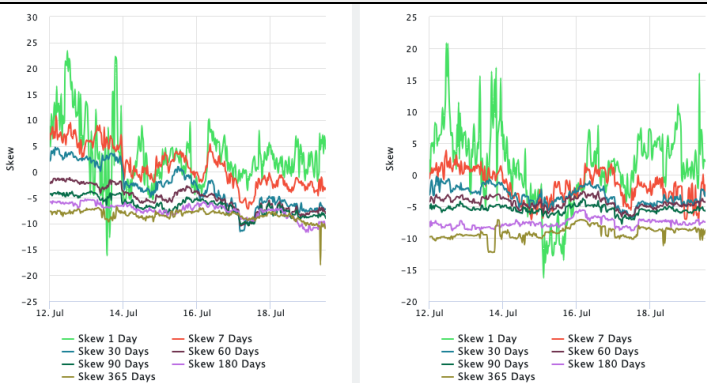
ATM Implied Volatility (BTC LHS ; ETH RHS)



ATM Implied Vol Term Structure (BTC LHS ; ETH RHS)



25 Delta Skew (BTC LHS ; ETH RHS)



About GSR

GSR has over a decade of extensive experience in the crypto market, serving as a trusted liquidity provider and active, multi-stage investor. Our suite of services includes OTC Trading, Derivatives, and Market Making. GSR is actively involved in every major sector of the digital asset ecosystem, working with token issuers, institutional investors, miners, and leading trading venues.

For more information or if we can help with anything, please see gsr.io or contact us at gsr@gsr.io.

Follow GSR for more content: [Twitter](#) [Telegram](#) [LinkedIn](#)

Authors

Brian Rudick, Senior Strategist [Twitter](#) [Telegram](#)

Required Disclosures

This material is provided by GSR (the "Firm") solely for informational purposes, is intended only for sophisticated, institutional investors and does not constitute an offer or commitment, a solicitation of an offer or commitment, or any advice or recommendation, to enter into or conclude any transaction (whether on the terms shown or otherwise), or to provide investment services in any state or country where such an offer or solicitation or provision would be illegal. The Firm is not and does not act as an advisor or fiduciary in providing this material. GSR is not authorised or regulated in the UK by the Financial Conduct Authority. The protections provided by the UK regulatory system will not be available to you. Specifically, information provided herein is intended for institutional persons only and is not suitable for retail persons in the United Kingdom, and no solicitation or recommendation is being made to you in regards to any products or services.

This material is not a research report, and not subject to any of the independence and disclosure standards applicable to research reports prepared pursuant to FINRA or CFTC research rules. This material is not independent of the Firm's proprietary interests, which may conflict with the interests of any counterparty of the Firm. The Firm trades instruments discussed in this material for its own account, may trade contrary to the views expressed in this material, and may have positions in other related instruments.

Information contained herein is based on sources considered to be reliable, but is not guaranteed to be accurate or complete. Any opinions or estimates expressed herein reflect a judgment made by the author(s) as of the date of publication, and are subject to change without notice. Trading and investing in digital assets involves significant risks including price volatility and illiquidity and may not be suitable for all investors. The Firm is not liable whatsoever for any direct or consequential loss arising from the use of this material. Copyright of this material belongs to GSR. Neither this material nor any copy thereof may be taken, reproduced or redistributed, directly or indirectly, without prior written permission of GSR

Notes & Sources

All options data is based on Deribit and derivatives graphics are from Laevidas. Market returns are based on price returns for the following ETFs: VOO, QQQ, EWU, EWG, EWJ, and EWH. Onchain volumes are not considered and thus certain token volumes may be understated (e.g., stETH).

CoinGecko	Santiment	DefiLlama	CoinMarketCap	Laevidas
L2Beat	Google Finance	TradingView	Deribit	WorldCoinIndex
Cryptorank	Investing.com	NFT Price Floor	CryptoSlate	