






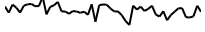




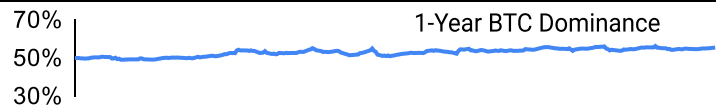
Crypto Leaderboard

Rank	Name	Ticker	Price	24h	7d	30d	24h Vol \$m	MC \$m	1-Year Chart
1	Bitcoin	BTC	\$67,595	1%	4%	5%	30,869	1,333,606	
2	Ethereum	ETH	\$3,504	0%	0%	0%	16,029	421,137	
3	Tether	USDT	\$1.00	0%	0%	0%	50,996	114,059	
4	BNB	BNB	\$600	1%	2%	2%	1,059	92,348	
5	Solana	SOL	\$181	5%	13%	35%	4,549	84,005	
6	XRP Ledger	XRP	\$0.61	5%	14%	26%	1,822	34,287	
7	Lido stETH	STETH	\$3,505	0%	0%	0%	48	34,284	
8	USD Coin	USDC	\$1.00	0%	0%	0%	7,644	33,890	
9	Dogecoin	DOGE	\$0.14	6%	11%	12%	1,637	20,129	
10	Toncoin	TON	\$7.04	-2%	-8%	-4%	290	17,717	

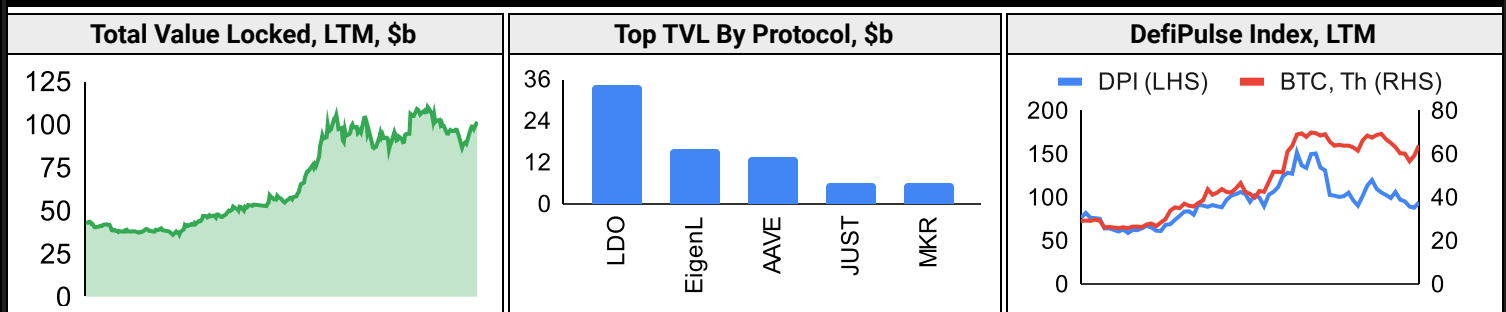
Top & Bottom Performers - Top 100 Tokens

24h		7 Days		30 Days		90 Days		365 Days	
TIA	13%	WIF	32%	POPCAT	228%	BRETT	128%	BONK	9184%
WIF	13%	HNT	29%	OM	95%	OM	97%	OM	5381%
AVAX	11%	AR	18%	WIF	65%	POPCAT	93%	PEPE	718%
HNT	9%	POPCAT	18%	BONK	51%	ENS	72%	JASMY	663%
KAS	-3%	AAVE	-8%	GALA	-9%	TIA	-39%	MATIC	-28%
NOT	-3%	SHIB	-8%	LDO	-13%	FET	-42%	ATOM	-31%
POPCAT	-3%	TON	-8%	FLR	-14%	PYTH	-46%	XLM	-32%
AR	-5%	NOT	-10%	UNI	-19%	HBAR	-54%	ARB	-37%

Category Performance

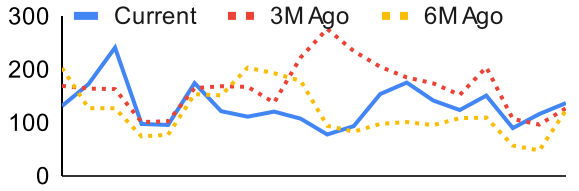
Category	7d	30d	90d	180d	365d	Ecosystem	7d	30d	90d	180d	365d
Smart Contract	4%	11%	-22%	11%	80%	Solana	4%	10%	-23%	5%	154%
IoT/Data/Comp.	5%	9%	-21%	17%	96%	Cosmos	5%	4%	-29%	15%	147%
Meme	4%	8%	-16%	164%	196%	Avalanche	0%	3%	-14%	7%	46%
Currency	3%	7%	-16%	15%	22%	Tron	-4%	3%	-7%	27%	55%
Lending	-4%	5%	14%	38%	92%	Polkadot	2%	1%	-33%	7%	30%
DEX	3%	4%	-20%	-2%	98%	Polygon	2%	1%	-24%	5%	39%
Other DeFi	0%	2%	-13%	0%	44%	BSC	2%	-4%	-24%	15%	72%
CEXs	4%	1%	-7%	13%	40%	Ethereum	-2%	-5%	-16%	-12%	7%
Gaming/Entertai	3%	0%	-34%	-13%	53%						
Scaling	2%	-2%	-38%	-24%	24%						
Privacy	-12%	-6%	-23%	-9%	-8%						

DeFi

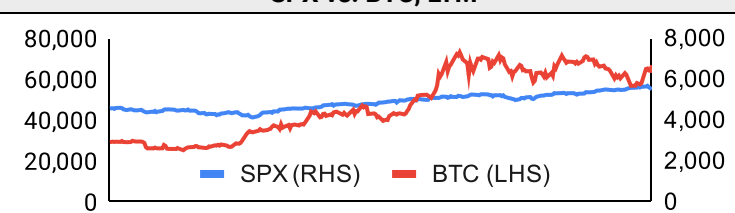


Trading Volume

Aggregate Volumes by Product, \$b					Top Derivatives Exchanges, \$m and bps					Top Spot Exchanges, \$m		
Product	1d	7d	30d	O/I	Exchange	1d Vol	O/I	Mkr	Tkr	Exchange	Score	1d Vol
Spot	34	231.14	968.54	n/a	Binance	52,792	19,246	2.0	4.0	Binance	9.9	13,919
Perpetuals	147	909	3,720	913	Bybit	21,623	12,978	2.0	5.5	Coinbase	8.2	2,093
Futures	1	4	14	1	OKX	22,206	6,716	2.0	5.0	OKX	7.8	2,239
Options	2	14	53	n/a	Bitget	17,258	10,292	2.0	6.0	Bybit	7.6	4,627

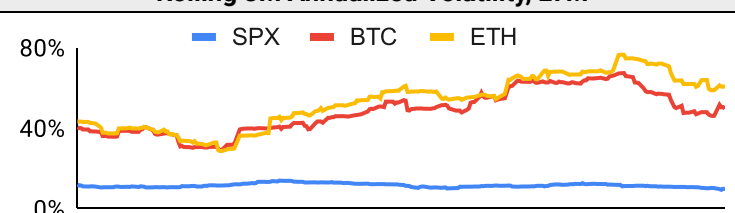
Daily Spot Volume, Top 100 Tokens Last 20d, \$b				Top Volume, 1d, \$m		Top Volume, %20d Avg		Low Volume, %20d Avg	
				USDT	58,833	LEO	492%	WEETH	14%
				BTC	31,556	GT	333%	RSETH	16%
				ETH	16,207	AVAX	226%	DAI	23%
				USDC	6,496	HNT	198%	RETH	42%
				FDUSD	3,711	DOGE	175%	EETH	52%

Traditional Finance

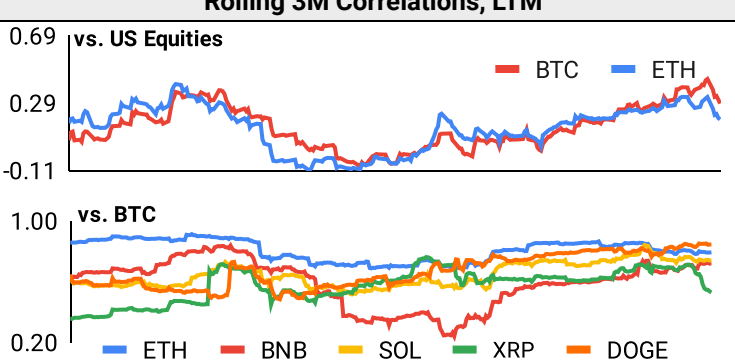
Global Equity Markets							SPX vs. BTC, LTM	
	US	USGrwth	UK	Germany	Japan	HK		
1D	-1%	-1%	0%	-1%	-1%	0%	80,000	8,000
7D	-2%	-4%	-1%	-3%	-2%	-2%	60,000	6,000
90D	11%	15%	8%	5%	6%	8%	40,000	4,000
365D	23%	27%	11%	9%	14%	-15%	20,000	2,000

10-Year Treasury Yields							Commodities & FX					
	US	Brazil	UK	Germany	Japan	HK	Last	WTI	Gas	Gold	USD/EUR	USD/JPY
Last	4.22%	12.07%	4.16%	2.46%	1.06%	3.28%	Last	78.2	2.25	2,399	0.92	157.1
1d Chg	-0.02	0.00	0.04	0.00	0.01	-0.06	1d % Chg	-0.6%	3.9%	0.0%	-0.1%	-0.3%

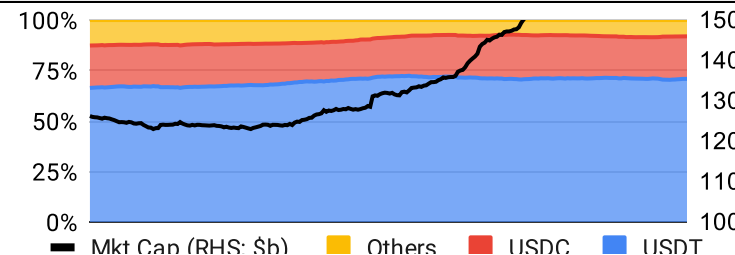
Volatility

Annualized Volatility							Rolling 3M Annualized Volatility, LTM				
	BTC	ETH	BNB	SOL	XRP	DOGE					
30D	51%	52%	62%	95%	82%	85%	80%	40%	40%	40%	0%
90D	47%	60%	52%	82%	57%	80%	80%	40%	40%	40%	0%
180D	54%	62%	64%	85%	66%	106%	80%	40%	40%	40%	0%
365D	48%	55%	54%	91%	59%	86%	80%	40%	40%	40%	0%

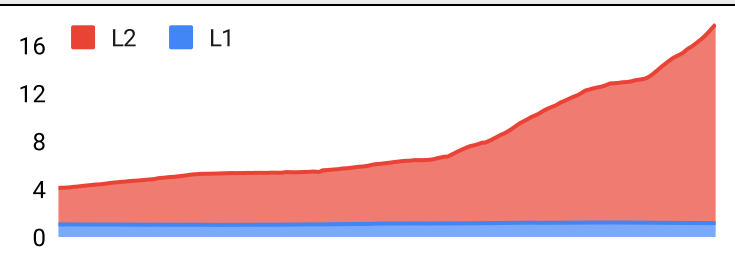
Correlations

Intra-Crypto Correlations, LTM							Rolling 3M Correlations, LTM					
	BTC	ETH	BNB	SOL	XRP	DOGE						
BTC							0.69	vs. US Equities				
ETH	0.80						0.29					
BNB	0.58	0.56					-0.11					
SOL	0.66	0.59	0.45				1.00	vs. BTC				
XRP	0.61	0.59	0.40	0.48			0.20					
DOGE	0.72	0.64	0.46	0.53	0.57							

Stablecoins

Stablecoin Market Size and Volume, \$m					Stablecoin Dominance (LHS) & Market Cap \$b (RHS), LTM	
Ticker	Price	1d Vol	20d Avg Vol	Market Cap		
USDT	1.00	58,833	57,259	114,102		
USDC	1.00	6,496	5,979	33,932		
DAI	1.00	84	370	5,348		
USDe	1.00	35	59	3,401		
USDD	1.00	6	6	738		
FRAX	1.00	12	14	648		
						■ Mkt Cap (RHS: \$b) ■ Others ■ USDC ■ USDT

Ethereum Mainnet & Layer 2s

Mainnet & Layer 2 Transactions (m/day) and L2 TVL (\$m)					Transactions (m/day), Rolling 90-Day Average, LTM				
Network	1d	30d Avg	TVL	Tech Type					
Xai	10.2	9.6							
Base	4.0	3.4		Optimistic Rollup					
Proof of Play	2.0	2.4							
Arbitrum One	1.6	2.1		Optimistic Rollup					
Taiko	1.2	1.3		Optimistic Rollup					
Ethereum	1.1	1.2	-	mainnet					
Linea	1.1	0.9		ZK Rollup					
Blast	0.8	0.7		Optimistic Rollup					
OP Mainnet	0.5	0.5		Optimistic Rollup					
Mantle	0.4	0.5		Optimium					
Layer 2 Token Performance & Market Cap (\$b)									
					MATIC	IMX	MNT	STX	ARB
24h Return					+1.72%	+0.58%	+0.64%	-1%	+1.20%
Market Cap					5.4	3.3	2.9	2.8	1.0

NFTs and DAOs

NFT Collection Stats (\$; Volume, MC in \$m)						DAO Treasury Amount (\$m) and Composition					
Collection	Floor	% Listed	3M Ret.	3M Vol	Market Cap	DAO	Treasury	Stables	BTC/ETH	Own Tokens	Other
CryptoPunks	94,318	12%	-29%	73,076	943	Mantle	3,433	2%	22%	75%	1%
Bored Ape Yacht C	32,679	3%	-23%	124,995	327	Uniswap	3,196	0%	0%	100%	0%
Pudgy Penguins	36,721	3%	-2%	96,679	326	Arbitrum	2,531	0%	2%	98%	0%
Autoglyphs	437,363	1%	-29%	0	224	ENS	1,912	0%	0%	92%	8%
Milady Maker	18,760	5%	0%	67,704	188	Optimism	1,507	0%	0%	100%	0%
Azuki	14,301	2%	0%	69,042	143	Ethereum	1,077	0%	100%	0%	0%
Chromie Squiggle	13,226	2%	-24%	2,991	132	Golem	539	0%	91%	9%	0%
Mad Lads	11,472	4%	-28%	22,647	114	Gnosis	427	0%	33%	56%	11%
NodeMonkes	11,325	17%	-55%	41,785	113	Merit Circle	399	6%	2%	90%	2%
Mutant Ape Yacht	5,776	3%	-25%	86,980	113	Maker	359	15%	0%	84%	0%

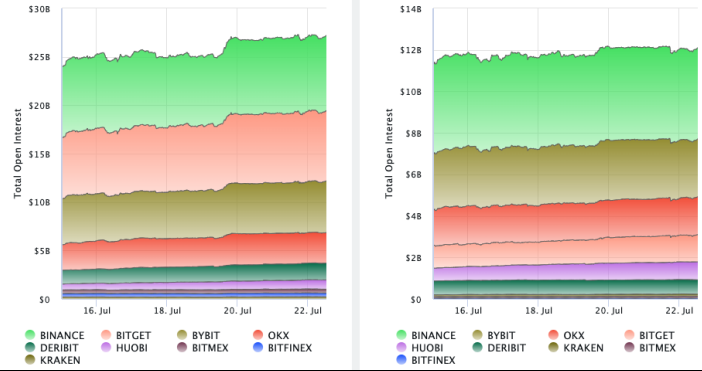
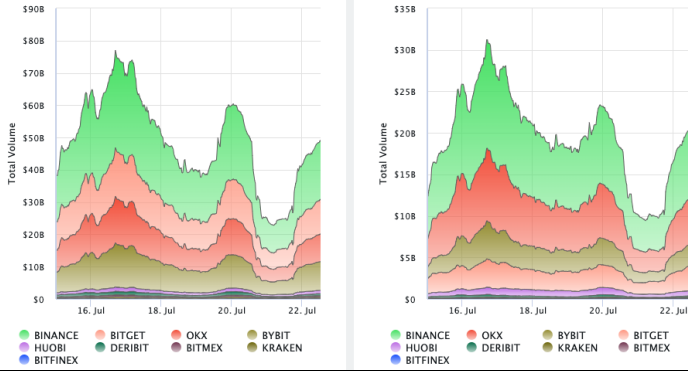
Crypto News

- [Bitcoin Briefly Tops \\$68K as Biden Dropout Riles Up Crypto Bulls - CoinDesk](#)
- [Biden pulls out of presidential race, endorses Kamala Harris \(Cryptocurrency:BTC-USD\) - Seeking Alpha](#)
- [Solana-Based Kamala Token Soars as Biden-Linked Meme Coins Tumble After Race Withdrawal – Market Updates Bitcoin News - Bitcoin.com](#)
- [Cboe Announces 5 Ether ETFs Will Be Listed Tuesday Pending Regulatory Effectiveness – Regulation Bitcoin News - Bitcoin.com News](#)
- [7 US States Unite to Challenge SEC's Crypto Overreach - Bitcoin.com News](#)
- [Ethereum client team throws down the gauntlet on EVM upgrade - Blockworks](#)
- [Gox Watch: \\$3B in bitcoin repayments down, \\$5.8B left to go - Blockworks](#)
- [Grayscale lowers planned fee for ETH fund, undercutting peers - Blockworks](#)
- [WazirX calls \\$235M hack 'a force majeure event beyond our control' - Blockworks](#)

Crypto Futures

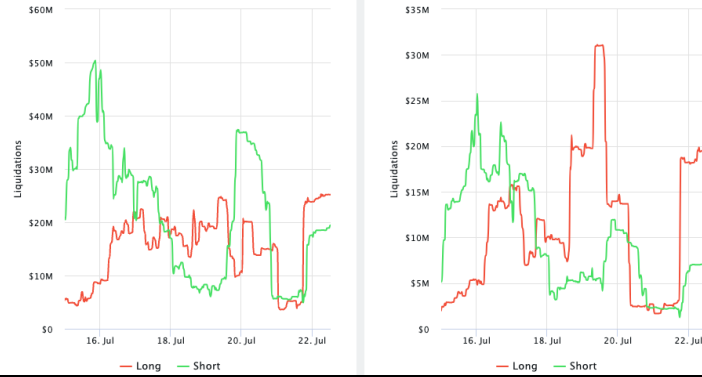
Futures Volume (BTC LHS ; ETH RHS), 1d

Futures Open Interest (BTC LHS ; ETH RHS)



OI Weighted Funding Rate (BTC LHS ; ETH RHS), 1d

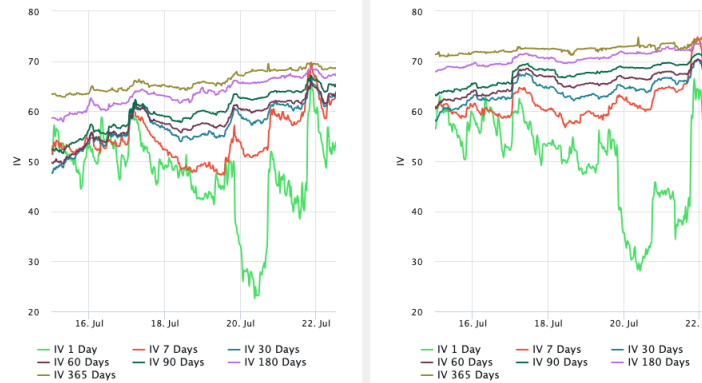
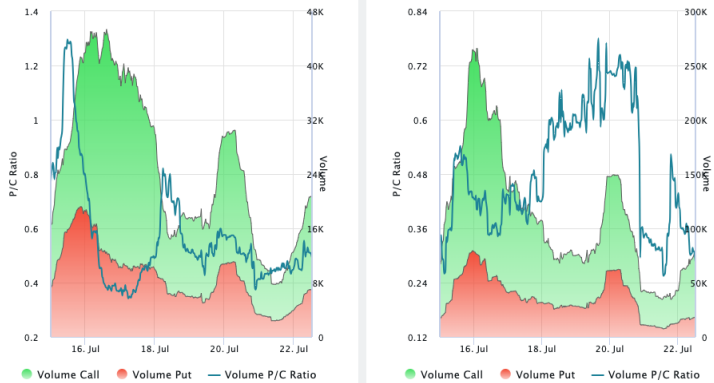
Liquidations (BTC LHS ; ETH RHS), 1d



Crypto Options

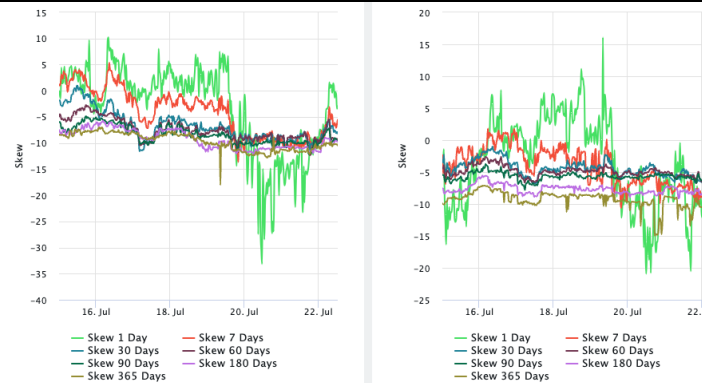
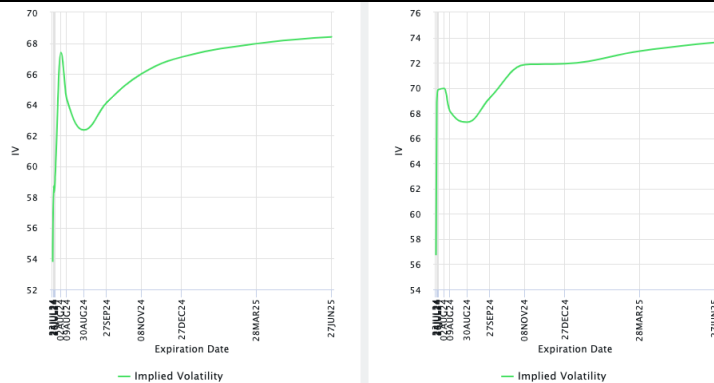
Options Volume & Put/Call Ratio (BTC LHS ; ETH RHS), 1d

ATM Implied Volatility (BTC LHS ; ETH RHS)



ATM Implied Vol Term Structure (BTC LHS ; ETH RHS)

25 Delta Skew (BTC LHS ; ETH RHS)



About GSR

GSR has over a decade of extensive experience in the crypto market, serving as a trusted liquidity provider and active, multi-stage investor. Our suite of services includes OTC Trading, Derivatives, and Market Making. GSR is actively involved in every major sector of the digital asset ecosystem, working with token issuers, institutional investors, miners, and leading trading venues.

For more information or if we can help with anything, please see gsr.io or contact us at gsr@gsr.io.

Follow GSR for more content: [Twitter](#) [Telegram](#) [LinkedIn](#)

Authors

Brian Rudick, Senior Strategist [Twitter](#) [Telegram](#)

Required Disclosures

This material is provided by GSR (the "Firm") solely for informational purposes, is intended only for sophisticated, institutional investors and does not constitute an offer or commitment, a solicitation of an offer or commitment, or any advice or recommendation, to enter into or conclude any transaction (whether on the terms shown or otherwise), or to provide investment services in any state or country where such an offer or solicitation or provision would be illegal. The Firm is not and does not act as an advisor or fiduciary in providing this material. GSR is not authorised or regulated in the UK by the Financial Conduct Authority. The protections provided by the UK regulatory system will not be available to you. Specifically, information provided herein is intended for institutional persons only and is not suitable for retail persons in the United Kingdom, and no solicitation or recommendation is being made to you in regards to any products or services.

This material is not a research report, and not subject to any of the independence and disclosure standards applicable to research reports prepared pursuant to FINRA or CFTC research rules. This material is not independent of the Firm's proprietary interests, which may conflict with the interests of any counterparty of the Firm. The Firm trades instruments discussed in this material for its own account, may trade contrary to the views expressed in this material, and may have positions in other related instruments.

Information contained herein is based on sources considered to be reliable, but is not guaranteed to be accurate or complete. Any opinions or estimates expressed herein reflect a judgment made by the author(s) as of the date of publication, and are subject to change without notice. Trading and investing in digital assets involves significant risks including price volatility and illiquidity and may not be suitable for all investors. The Firm is not liable whatsoever for any direct or consequential loss arising from the use of this material. Copyright of this material belongs to GSR. Neither this material nor any copy thereof may be taken, reproduced or redistributed, directly or indirectly, without prior written permission of GSR

Notes & Sources

All options data is based on Deribit and derivatives graphics are from Laevidas. Market returns are based on price returns for the following ETFs: VOO, QQQ, EWU, EWG, EWJ, and EWH. Onchain volumes are not considered and thus certain token volumes may be understated (e.g., stETH).

CoinGecko	Santiment	DefiLlama	CoinMarketCap	Laevidas
L2Beat	Google Finance	TradingView	Deribit	WorldCoinIndex
Cryptorank	Investing.com	NFT Price Floor	CryptoSlate	