





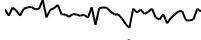




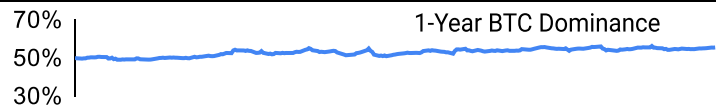
Crypto Leaderboard

Rank	Name	Ticker	Price	24h	7d	30d	24h Vol \$m	MC \$m	1-Year Chart
1	Bitcoin	BTC	\$66,779	1%	4%	11%	29,851	1,318,992	
2	Ethereum	ETH	\$3,462	1%	2%	3%	20,104	417,508	
3	Tether	USDT	\$1.00	0%	0%	0%	51,551	114,659	
4	BNB	BNB	\$586	1%	3%	3%	819	90,532	
5	Solana	SOL	\$178	3%	15%	35%	3,817	83,012	
6	XRP Ledger	XRP	\$0.63	7%	1%	33%	1,985	35,298	
7	USD Coin	USDC	\$1.00	0%	0%	0%	9,107	34,196	
8	Lido stETH	STETH	\$3,458	1%	2%	3%	60	34,068	
9	Dogecoin	DOGE	\$0.13	2%	10%	13%	975	19,557	#N/A
10	Toncoin	TON	\$6.94	1%	-2%	-7%	246	17,532	

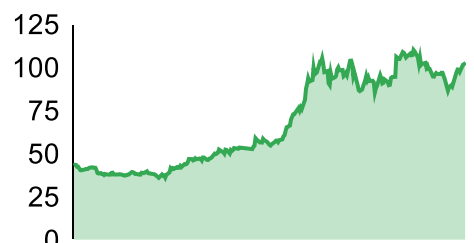
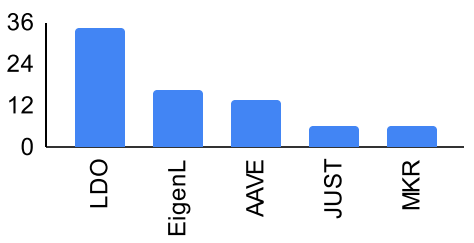
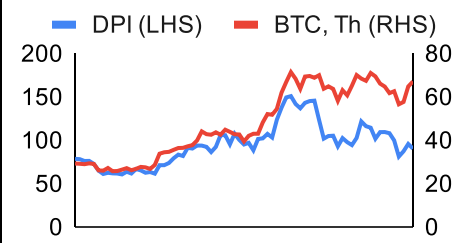
Top & Bottom Performers - Top 100 Tokens

24h		7 Days		30 Days		90 Days		365 Days	
ENA	16%	HNT	28%	POPCAT	139%	BRETT	133%	BONK	8566%
FLOW	10%	WIF	20%	OM	76%	POPCAT	103%	OM	5359%
POPCAT	10%	MNT	16%	HNT	64%	ENS	91%	PEPE	875%
TAO	10%	SOL	15%	WIF	41%	OM	73%	SOL	668%
ENS	-4%	HBAR	-7%	UNI	-18%	PYTH	-41%	XLM	-27%
CORE	-4%	NOT	-10%	FTM	-19%	HBAR	-42%	QNT	-28%
LDO	-6%	LDO	-10%	FET	-22%	ENA	-42%	ATOM	-30%
TIA	-7%	FET	-13%	LDO	-27%	FET	-45%	ARB	-33%

Category Performance

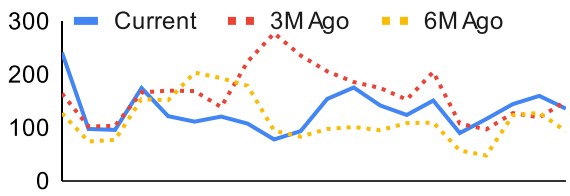
Category	7d	30d	90d	180d	365d	Ecosystem	7d	30d	90d	180d	365d
Currency	1%	10%	-14%	11%	26%	Solana	2%	7%	-22%	-2%	156%
Meme	2%	9%	-18%	148%	189%	Tron	-2%	4%	-9%	20%	56%
Smart Contract	1%	9%	-22%	4%	85%	Cosmos	0%	1%	-28%	5%	144%
IoT/Data/Comp.	1%	8%	-21%	10%	102%	Avalanche	-2%	0%	-15%	0%	44%
Privacy	-3%	6%	-14%	-4%	-8%	Polkadot	-2%	-3%	-32%	-2%	31%
CEXs	4%	5%	-4%	8%	41%	Polygon	-1%	-3%	-23%	-3%	40%
Lending	-4%	3%	9%	28%	84%	BSC	-2%	-5%	-24%	6%	72%
DEX	1%	1%	-20%	-10%	100%	Ethereum	-3%	-7%	-16%	-15%	8%
Gaming/Entertai	-1%	-3%	-34%	-18%	49%						
Scaling	2%	-3%	-36%	-28%	32%						
Other DeFi	-6%	-5%	-15%	-11%	43%						

DeFi

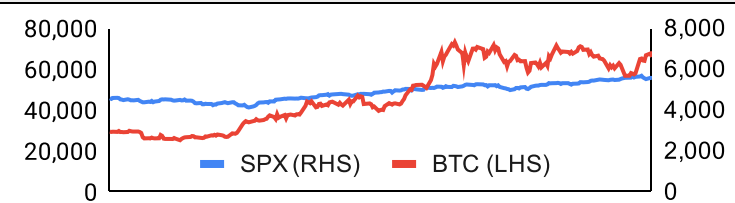
Total Value Locked, LTM, \$b	Top TVL By Protocol, \$b	DefiPulse Index, LTM
		

Trading Volume

Aggregate Volumes by Product, \$b					Top Derivatives Exchanges, \$m and bps				Top Spot Exchanges, \$m			
Product	1d	7d	30d	O/I	Exchange	1d Vol	O/I	Mkr	Tkr	Exchange	Score	1d Vol
Spot	34	236.76	978.81	n/a	Binance	51,392	19,031	2.0	4.0	Binance	9.9	13,893
Perpetuals	130	878	3,750	697	Bybit	22,158	13,000	2.0	5.5	Coinbase	8.2	2,005
Futures	1	4	15	1	OKX	22,821	6,526	2.0	5.0	OKX	7.8	2,065
Options	2	12	54	n/a	Bitget	16,160	10,226	2.0	6.0	Bybit	7.6	4,930

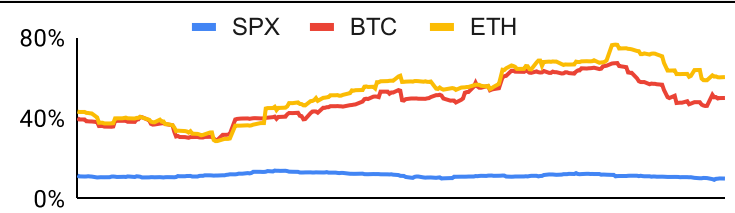
Daily Spot Volume, Top 100 Tokens Last 20d, \$b		Top Volume, 1d, \$m		Top Volume, %20d Avg		Low Volume, %20d Avg	
		USDT	57,776	FLOW	245%	LEO	7%
		BTC	30,332	ENA	195%	GT	15%
		ETH	19,885	METH	168%	RETH	23%
		USDC	6,480	EETH	168%	NOT	38%
		FDUSD	4,301	HNT	165%	OM	38%

Traditional Finance

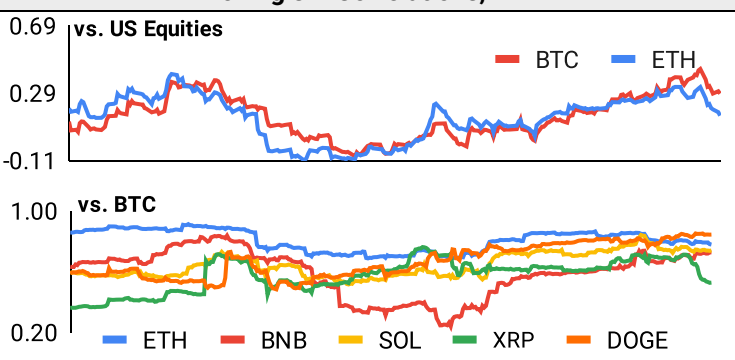
Global Equity Markets							SPX vs. BTC, LTM	
	US	USGrwth	UK	Germany	Japan	HK		
1D	0%	0%	-1%	0%	0%	-1%		
7D	-2%	-3%	-1%	-1%	-2%	-1%		
90D	10%	13%	6%	4%	5%	2%		
365D	24%	29%	11%	11%	15%	-16%		

10-Year Treasury Yields							Commodities & FX					
	US	Brazil	UK	Germany	Japan	HK	Last	WTI	Gas	Gold	USD/EUR	USD/JPY
Last	4.22%	12.11%	4.18%	2.43%	1.08%	3.26%	Last	77.7	2.16	2,423	0.92	153.7
1d Chg	-0.02	-0.05	0.06	-0.01	0.01	-0.06	1d % Chg	1.0%	-3.1%	0.7%	-0.1%	-1.2%

Volatility

Annualized Volatility							Rolling 3M Annualized Volatility, LTM		
	BTC	ETH	BNB	SOL	XRP	DOGE			
30D	48%	52%	62%	95%	83%	87%			
90D	47%	60%	53%	81%	57%	81%			
180D	54%	62%	64%	85%	66%	107%			
365D	48%	55%	54%	91%	59%	85%			

Correlations

Intra-Crypto Correlations, LTM							Rolling 3M Correlations, LTM	
	BTC	ETH	BNB	SOL	XRP	DOGE		
BTC								
ETH	0.79							
BNB	0.58	0.56						
SOL	0.66	0.58	0.45					
XRP	0.61	0.58	0.40	0.48				
DOGE	0.73	0.64	0.46	0.54	0.58			

Stablecoins

Stablecoin Market Size and Volume, \$m					Stablecoin Dominance (LHS) & Market Cap \$b (RHS), LTM	
Ticker	Price	1d Vol	20d Avg Vol	Market Cap		
USDT	1.00	57,776	56,616	114,449		
USDC	1.00	6,480	6,012	34,094		
DAI	1.00	158	333	5,348		
USDe	1.00	48	57	3,400		
USDD	1.00	6	6	738		
FRAX	1.00	14	14	647		
						Mkt Cap (RHS: \$b) Others USDC USDT

Ethereum Mainnet & Layer 2s

Mainnet & Layer 2 Transactions (m/day) and L2 TVL (\$m)					Transactions (m/day), Rolling 90-Day Average, LTM	
Network	1d	30d Avg	TVL	Tech Type		
Xai	8.4	9.5				
Base	3.9	3.4		Optimistic Rollup		
Proof of Play	2.1	2.4				
Arbitrum One	2.0	2.0		Optimistic Rollup		
Taiko	1.3	1.3		Optimistic Rollup		
Ethereum	1.2	1.2	-	mainnet		
Linea	1.5	1.0		ZK Rollup		
Blast	0.7	0.7		Optimistic Rollup		
OP Mainnet	0.5	0.5		Optimistic Rollup		
Mantle	0.4	0.4		Optimium		

Layer 2 Token Performance & Market Cap (\$b)					
	MATIC	IMX	MNT	STX	ARB
24h Return	-2%	0%	-1%	+2.34%	-3%
Market Cap	5.3	3.2	2.9	2.7	995.4

NFTs and DAOs

NFT Collection Stats (\$; Volume, MC in \$m)						DAO Treasury Amount (\$m) and Composition					
Collection	Floor	% Listed	3M Ret.	3M Vol	Market Cap	DAO	Treasury	Stables	BTC/ETH	Own Tokens	Other
CryptoPunks	90,630	12%	-28%	72,971	906	Mantle	3,467	2%	22%	75%	1%
Pudgy Penguins	37,074	3%	-2%	94,514	330	Uniswap	3,076	0%	0%	100%	0%
Bored Ape Yacht C	31,879	3%	-31%	121,661	319	Arbitrum	2,516	0%	2%	98%	0%
Autoglyphs	431,141	1%	-29%	0	221	ENS	2,037	0%	0%	93%	7%
Milady Maker	19,069	5%	0%	67,028	191	Optimism	1,453	0%	0%	100%	0%
Azuki	13,487	2%	-2%	68,224	135	Ethereum	1,068	0%	100%	0%	0%
Chromie Squiggle	13,003	2%	-31%	2,429	130	Golem	536	0%	91%	9%	0%
Mad Lads	11,227	4%	-30%	21,599	112	Gnosis	409	1%	34%	54%	11%
Fidenza by Tyler H	110,303	3%	-18%	1,726	110	Merit Circle	375	6%	2%	89%	2%
Mutant Ape Yacht	5,622	3%	-28%	84,539	110	Maker	354	15%	0%	84%	0%

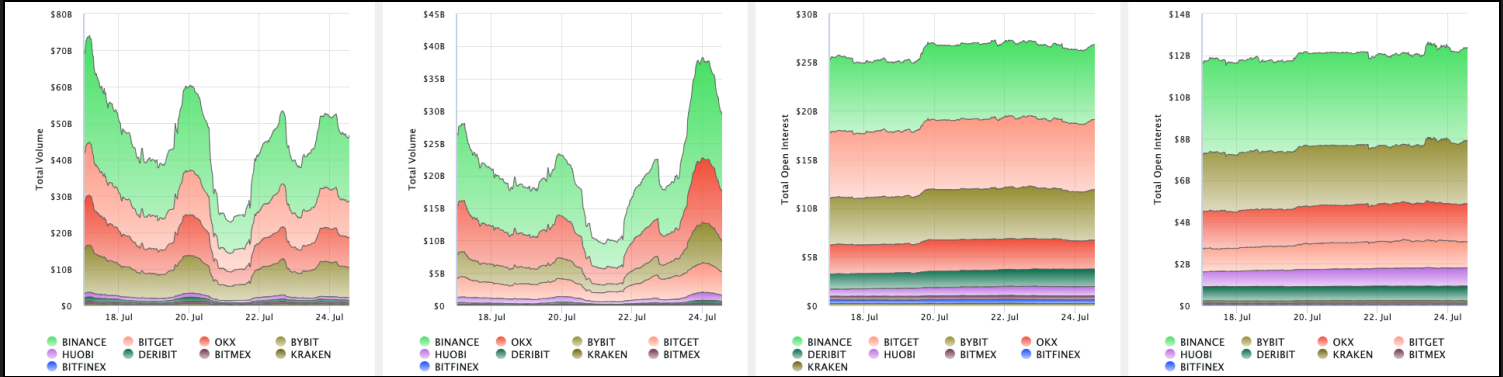
Crypto News

- [9 US spot ether ETFs go live after landmark approval - Blockworks](#)
- [Ether ETFs See \\$107M Inflows on Day One as Trading Volume Tops \\$1B - CoinDesk](#)
- [US Vice President Kamala Harris Reportedly Mulling Bitcoin 2024 Conference Appearance – News Bytes Bitcoin News - Bitcoin.com News](#)
- [Mt. Gox shifts \\$2.5B in Bitcoin to unknown wallet, repayments top 40% - Cointelegraph](#)
- [Bitcoin ETFs Break Inflow Streak as Traders Look to Trump's Nashville Appearance for Volatility - CoinDesk](#)
- [Lightning Labs eyes improving stablecoin settlement with launch of updated Taproot Assets - The Block](#)
- [What Does Kamala Harris' \(Presumptive\) Nomination Mean for Crypto This Election? - CoinDesk](#)
- [Harris VP short list shows mixed support for crypto issues - Blockworks](#)
- [Polymarket hits new all-time high in July trading volumes: Dune - Blockworks](#)

Crypto Futures

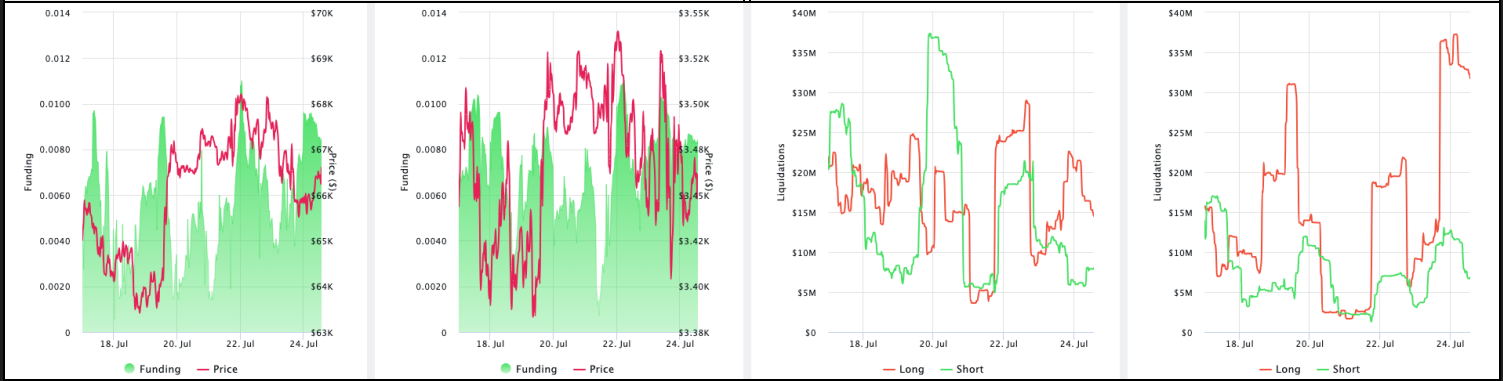
Futures Volume (BTC LHS ; ETH RHS), 1d

Futures Open Interest (BTC LHS ; ETH RHS)



OI Weighted Funding Rate (BTC LHS ; ETH RHS), 1d

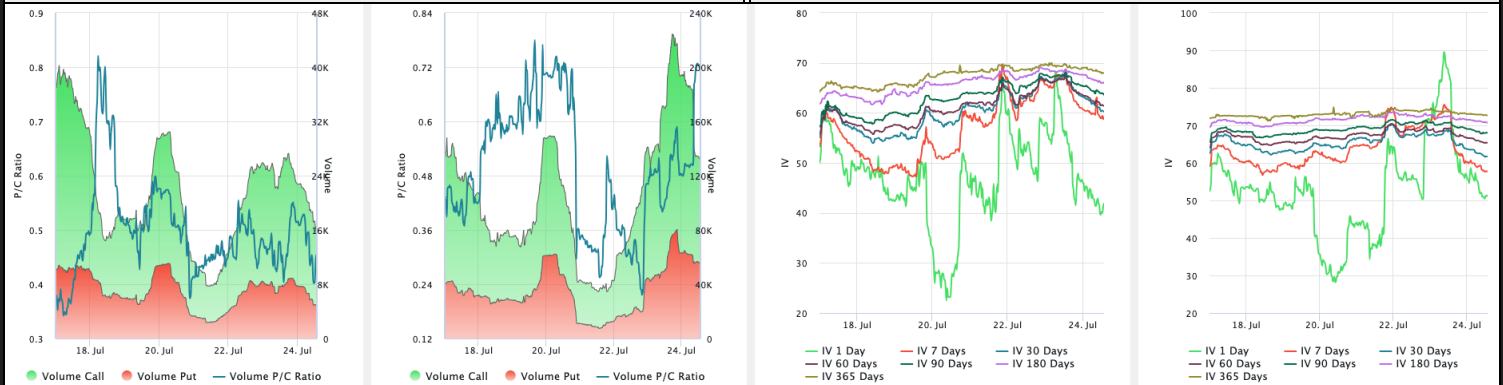
Liquidations (BTC LHS ; ETH RHS), 1d



Crypto Options

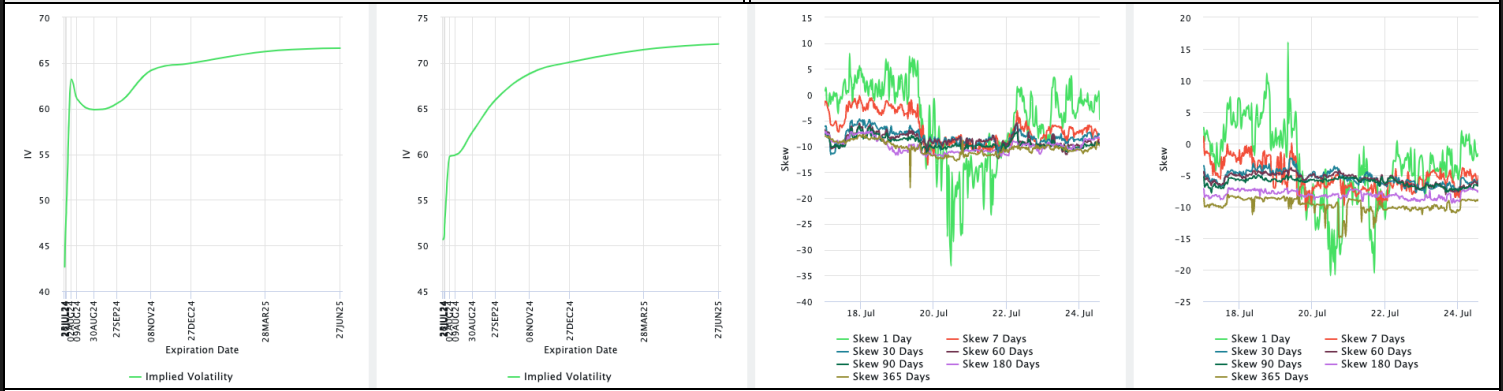
Options Volume & Put/Call Ratio (BTC LHS ; ETH RHS), 1d

ATM Implied Volatility (BTC LHS ; ETH RHS)



ATM Implied Vol Term Structure (BTC LHS ; ETH RHS)

25 Delta Skew (BTC LHS ; ETH RHS)





July 24, 2024

About GSR

GSR has over a decade of extensive experience in the crypto market, serving as a trusted liquidity provider and active, multi-stage investor. Our suite of services includes OTC Trading, Derivatives, and Market Making. GSR is actively involved in every major sector of the digital asset ecosystem, working with token issuers, institutional investors, miners, and leading trading venues.

For more information or if we can help with anything, please see gsr.io or contact us at gsr@gsr.io.

Follow GSR for more content: [Twitter](#) [Telegram](#) [LinkedIn](#)

Authors

Brian Rudick, Senior Strategist [Twitter](#) [Telegram](#)

Required Disclosures

This material is provided by GSR (the "Firm") solely for informational purposes, is intended only for sophisticated, institutional investors and does not constitute an offer or commitment, a solicitation of an offer or commitment, or any advice or recommendation, to enter into or conclude any transaction (whether on the terms shown or otherwise), or to provide investment services in any state or country where such an offer or solicitation or provision would be illegal. The Firm is not and does not act as an advisor or fiduciary in providing this material. GSR is not authorised or regulated in the UK by the Financial Conduct Authority. The protections provided by the UK regulatory system will not be available to you. Specifically, information provided herein is intended for institutional persons only and is not suitable for retail persons in the United Kingdom, and no solicitation or recommendation is being made to you in regards to any products or services.

This material is not a research report, and not subject to any of the independence and disclosure standards applicable to research reports prepared pursuant to FINRA or CFTC research rules. This material is not independent of the Firm's proprietary interests, which may conflict with the interests of any counterparty of the Firm. The Firm trades instruments discussed in this material for its own account, may trade contrary to the views expressed in this material, and may have positions in other related instruments.

Information contained herein is based on sources considered to be reliable, but is not guaranteed to be accurate or complete. Any opinions or estimates expressed herein reflect a judgment made by the author(s) as of the date of publication, and are subject to change without notice. Trading and investing in digital assets involves significant risks including price volatility and illiquidity and may not be suitable for all investors. The Firm is not liable whatsoever for any direct or consequential loss arising from the use of this material. Copyright of this material belongs to GSR. Neither this material nor any copy thereof may be taken, reproduced or redistributed, directly or indirectly, without prior written permission of GSR

Notes & Sources

All options data is based on Deribit and derivatives graphics are from Laevidas. Market returns are based on price returns for the following ETFs: VOO, QQQ, EWU, EWG, EWJ, and EWH. Onchain volumes are not considered and thus certain token volumes may be understated (e.g., stETH).

CoinGecko	Santiment	DefiLlama	CoinMarketCap	Laevidas
L2Beat	Google Finance	TradingView	Deribit	WorldCoinIndex
Cryptorank	Investing.com	NFT Price Floor	CryptoSlate	