






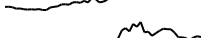





## Crypto Leaderboard

Rank	Name	Ticker	Price	24h	7d	30d	24h Vol \$m	MC \$m	1-Year Chart
1	Bitcoin	BTC	\$64,891	-2%	1%	5%	36,712	1,280,362	
2	Ethereum	ETH	\$3,156	-8%	-8%	-7%	23,317	379,374	
3	Tether	USDT	\$1.00	0%	0%	0%	57,878	114,350	
4	BNB	BNB	\$567	-3%	-1%	-2%	1,075	87,245	
5	Solana	SOL	\$171	-4%	7%	25%	4,998	79,304	
6	XRP Ledger	XRP	\$0.62	-1%	8%	29%	2,280	34,397	
7	USD Coin	USDC	\$1.00	0%	0%	0%	9,632	33,827	
8	Lido stETH	STETH	\$3,153	-8%	-7%	-6%	174	30,969	
9	Dogecoin	DOGE	\$0.12	-5%	4%	-2%	986	18,030	
10	Toncoin	TON	\$6.54	-6%	-10%	-13%	346	16,465	

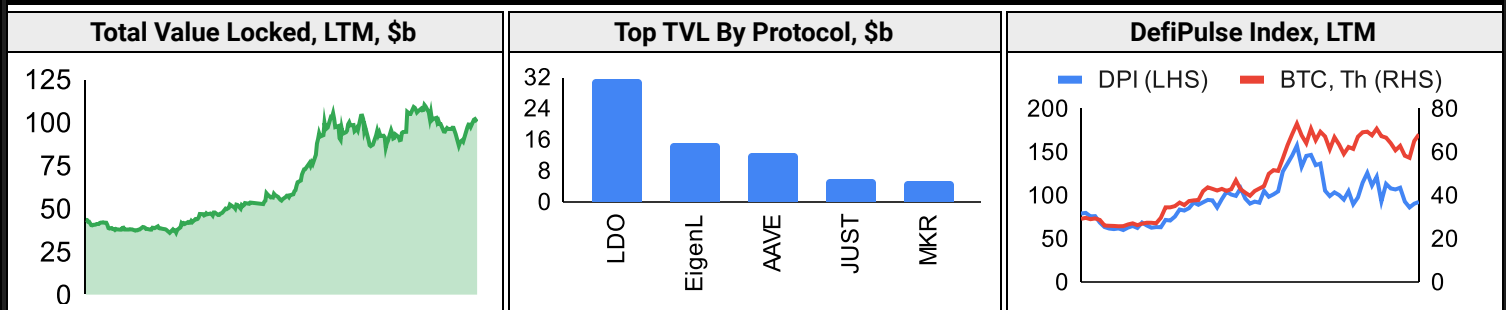
## Top & Bottom Performers - Top 100 Tokens

24h		7 Days		30 Days		90 Days		365 Days	
AAVE	2%	HNT	22%	POPCAT	86%	BRETT	176%	BONK	7560%
TRX	1%	POPCAT	13%	OM	61%	POPCAT	89%	OM	5126%
DAI	0%	XRP	8%	HNT	49%	ENS	80%	PEPE	776%
FTN	0%	SOL	7%	XRP	29%	OM	74%	SOL	578%
JASMY	-8%	ONDO	-11%	FET	-24%	THETA	-41%	QNT	-31%
TIA	-9%	FET	-14%	BRETT	-26%	FET	-44%	XLM	-35%
TKX	-9%	NOT	-14%	FTM	-27%	TIA	-46%	ATOM	-35%
FTM	-11%	LDO	-19%	LDO	-33%	ENA	-47%	ARB	-42%

## Category Performance

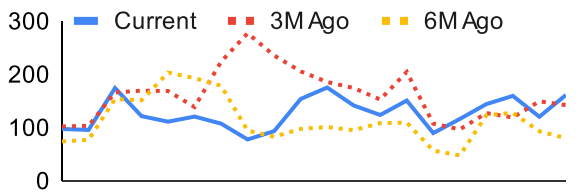
Category	7d	30d	90d	180d	365d	Ecosystem	7d	30d	90d	180d	365d
Currency	-3%	2%	-18%	5%	18%	Tron	-2%	2%	-11%	21%	56%
Smart Contract	-5%	-1%	-26%	-4%	68%	Avalanche	-6%	-8%	-18%	-6%	33%
CEXs	1%	-1%	-10%	5%	35%	Cosmos	-7%	-9%	-32%	-3%	127%
IoT/Data/Comp.	-4%	-3%	-24%	-1%	87%	Solana	-12%	-10%	-29%	-10%	131%
Meme	-3%	-3%	-21%	130%	173%	Polkadot	-7%	-11%	-35%	-10%	21%
Lending	-6%	-6%	7%	21%	71%	Polygon	-6%	-11%	-27%	-11%	30%
DEX	-5%	-7%	-24%	-17%	83%	BSC	-7%	-11%	-27%	-2%	62%
Other DeFi	-10%	-11%	-15%	-16%	36%	Ethereum	-8%	-14%	-20%	-21%	-2%
Scaling	-6%	-13%	-40%	-34%	19%						
Privacy	-20%	-15%	-25%	-23%	-13%						
Gaming/Entertai	-13%	-20%	-42%	-32%	-26%						

## DeFi

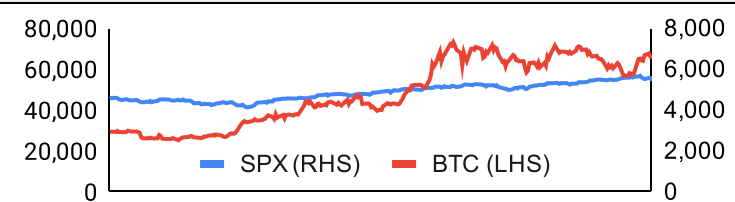


**Trading Volume**

Aggregate Volumes by Product, \$b					Top Derivatives Exchanges, \$m and bps					Top Spot Exchanges, \$m		
Product	1d	7d	30d	O/I	Exchange	1d Vol	O/I	Mkr	Tkr	Exchange	Score	1d Vol
Spot	41	226.79	972.73	n/a	Binance	63,464	18,221	2.0	4.0	Binance	9.9	15,784
Perpetuals	164	842	3,740	739	Bybit	26,513	12,212	2.0	5.5	Coinbase	8.2	2,543
Futures	1	4	15	1	OKX	27,095	6,192	2.0	5.0	OKX	7.8	2,781
Options	3	13	52	n/a	Bitget	20,449	9,678	2.0	6.0	Bybit	7.6	5,988

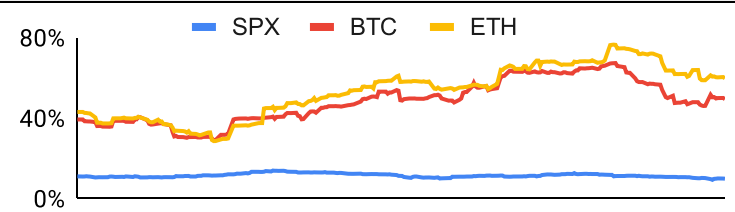
Daily Spot Volume, Top 100 Tokens Last 20d, \$b				Top Volume, 1d, \$m		Top Volume, %20d Avg		Low Volume, %20d Avg	
				USDT	67,687	FLOW	213%	LEO	8%
				BTC	36,806	STETH	204%	GT	19%
				ETH	24,557	PYTH	182%	NOT	48%
				USDC	7,548	METH	166%	OM	50%
				FDUSD	5,010	FLR	166%	EZETH	66%

**Traditional Finance**

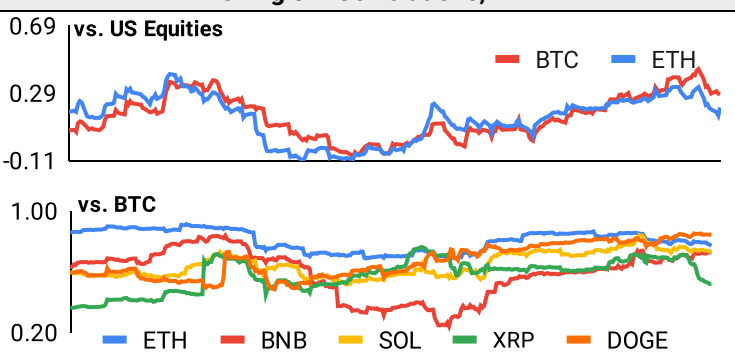
Global Equity Markets							SPX vs. BTC, LTM	
	US	USGrwth	UK	Germany	Japan	HK		
1D	-2%	-4%	0%	-1%	-2%	-2%		
7D	-3%	-4%	-2%	-1%	-4%	-3%		
90D	8%	9%	4%	4%	4%	-1%		
365D	21%	23%	10%	10%	12%	-17%		

10-Year Treasury Yields							Commodities & FX					
	US	Brazil	UK	Germany	Japan	HK	Last	WTI	Gas	Gold	USD/EUR	USD/JPY
Last	4.24%	12.11%	4.18%	2.43%	1.07%	3.23%	Last	78.1	2.09	2,363	0.92	154.2
1d Chg	-0.04	-0.05	0.04	0.01	0.00	-0.06	1d % Chg	0.7%	-3.0%	-2.2%	-0.2%	0.2%

**Volatility**

Annualized Volatility							Rolling 3M Annualized Volatility, LTM		
	BTC	ETH	BNB	SOL	XRP	DOGE			
30D	48%	57%	62%	97%	82%	86%			
90D	47%	62%	52%	82%	57%	81%			
180D	54%	63%	64%	85%	66%	107%			
365D	48%	55%	54%	91%	58%	85%			

**Correlations**

Intra-Crypto Correlations, LTM							Rolling 3M Correlations, LTM	
	BTC	ETH	BNB	SOL	XRP	DOGE		
BTC								
ETH	0.79							
BNB	0.58	0.56						
SOL	0.66	0.58	0.45					
XRP	0.60	0.57	0.40	0.48				
DOGE	0.73	0.65	0.47	0.54	0.58			

## Stablecoins

Stablecoin Market Size and Volume, \$m					Stablecoin Dominance (LHS) & Market Cap \$b (RHS), LTM	
Ticker	Price	1d Vol	20d Avg Vol	Market Cap		
USDT	1.00	67,687	54,476	114,376		
USDC	1.00	7,548	5,829	33,901		
DAI	1.00	211	279	5,347		
USDe	1.00	337	64	3,325		
USDD	1.00	6	6	738		
FRAX	1.00	47	14	647		
						<span>—</span> Mkt Cap (RHS: \$b) <span style="color: yellow;">■</span> Others <span style="color: red;">■</span> USDC <span style="color: blue;">■</span> USDT

## Ethereum Mainnet & Layer 2s

Mainnet & Layer 2 Transactions (m/day) and L2 TVL (\$m)					Transactions (m/day), Rolling 90-Day Average, LTM	
Network	1d	30d Avg	TVL	Tech Type		
Xai	7.3	9.5				
Base	3.3	3.4		Optimistic Rollup		
Proof of Play	1.9	2.4				
Arbitrum One	1.6	2.0		Optimistic Rollup		
Taiko	1.4	1.3		Optimistic Rollup		
Ethereum	1.1	1.2	-	mainnet		
Linea	1.2	1.0		ZK Rollup		
Blast	0.7	0.7		Optimistic Rollup		
OP Mainnet	0.4	0.5		Optimistic Rollup		
Mantle	0.4	0.4		Optimium		

Layer 2 Token Performance & Market Cap (\$b)					
	MATIC	IMX	MNT	STX	ARB
24h Return	-6%	-6%	-4%	-2%	-8%
Market Cap	4.9	2.9	2.7	2.6	893.2

## NFTs and DAOs

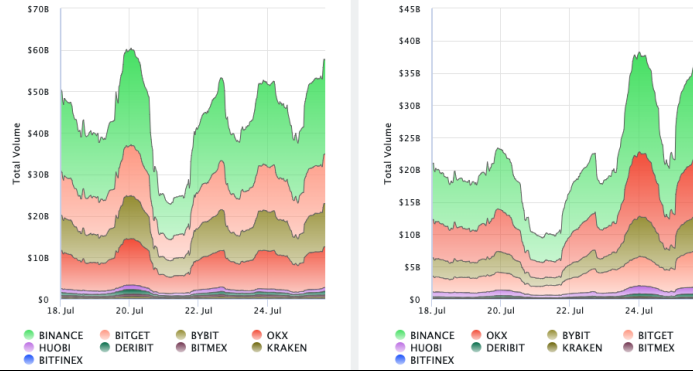
NFT Collection Stats (\$; Volume, MC in \$m)						DAO Treasury Amount (\$m) and Composition					
Collection	Floor	% Listed	3M Ret.	3M Vol	Market Cap	DAO	Treasury	Stables	BTC/ETH	Own Tokens	Other
CryptoPunks	78,659	12%	-33%	60,517	787	Mantle	3,183	2%	22%	75%	1%
Pudgy Penguins	33,435	3%	-11%	93,001	297	Uniswap	2,872	0%	0%	100%	0%
Bored Ape Yacht C	29,203	3%	-43%	116,780	292	Arbitrum	2,243	0%	2%	98%	0%
Autoglyphs	392,815	1%	-29%	0	201	ENS	1,897	0%	0%	93%	7%
Milady Maker	17,203	5%	0%	66,056	172	Optimism	1,291	0%	0%	100%	0%
Azuki	12,353	2%	-12%	67,187	124	Ethereum	972	0%	100%	0%	0%
Chromie Squiggle	11,596	2%	-31%	2,354	116	Golem	470	0%	90%	10%	0%
Mad Lads	10,532	4%	-31%	21,397	105	Gnosis	374	0%	34%	54%	12%
Fidenza by Tyler H	100,498	3%	-18%	1,726	100	Merit Circle	352	7%	2%	89%	2%
Mutant Ape Yacht	4,995	3%	-45%	81,160	97	Maker	345	16%	0%	84%	0%

## Crypto News

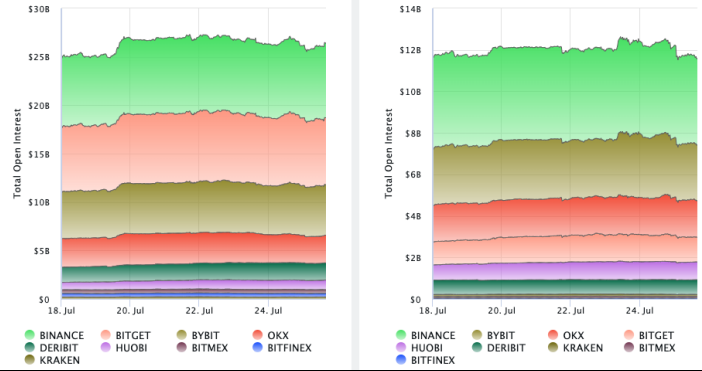
- [WATCH: The World's Largest Bitcoin Conference Is Happening in Nashville - Bitcoin Magazine](#)
- [Bitcoin Plunges to \\$64K as U.S. Tech Rout Hits Crypto. Leads to \\$250M Long Bets Being Liquidated - CoinDesk](#)
- [Spot Ethereum ETFs post \\$114M of outflows on second day of launch](#)
- [Trump to host private meeting at Nashville Bitcoin Conference with \\$800K pricetag - WSMV 4](#)
- [MARA purchases \\$100 million worth of bitcoin, holdings surpass 20,000 BTC - The Block](#)
- [Kamala Harris looks to repair crypto image, gets backing from Mark Cuban - Kitco NEWS](#)
- [EigenLayer Outflows of \\$2.3B Signal Restaking Sector Slide - CoinDesk](#)
- [Jito Releases Open-Source Restaking Service for Solana - CoinDesk](#)
- [Crypto-Friendly Revolut Finally Earns UK Banking License - CoinDesk](#)

### Crypto Futures

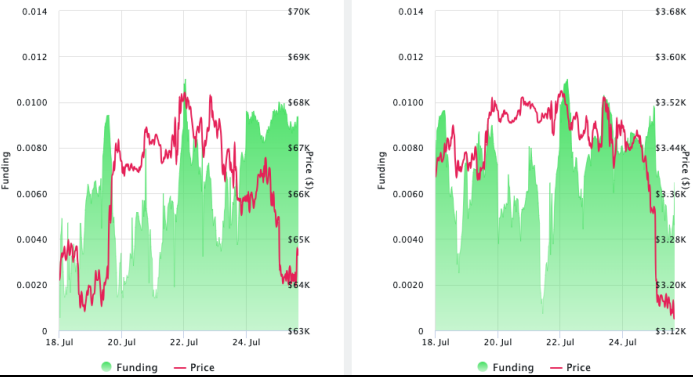
Futures Volume (BTC LHS ; ETH RHS), 1d



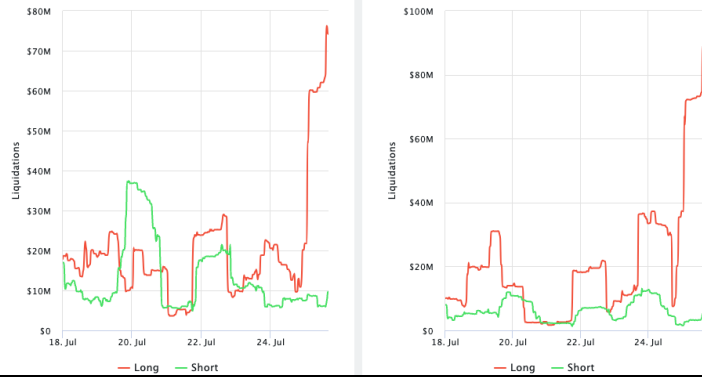
Futures Open Interest (BTC LHS ; ETH RHS)



OI Weighted Funding Rate (BTC LHS ; ETH RHS), 1d

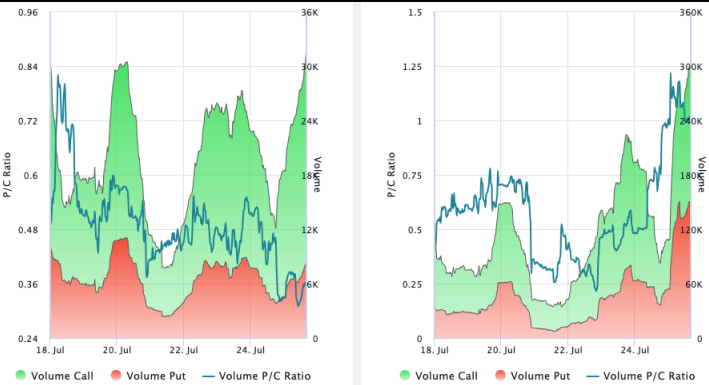


Liquidations (BTC LHS ; ETH RHS), 1d

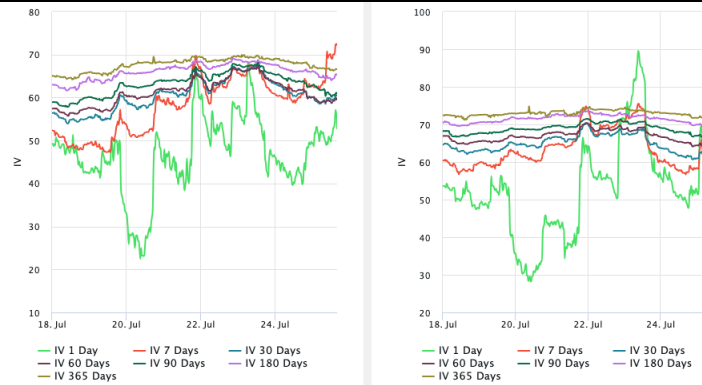


### Crypto Options

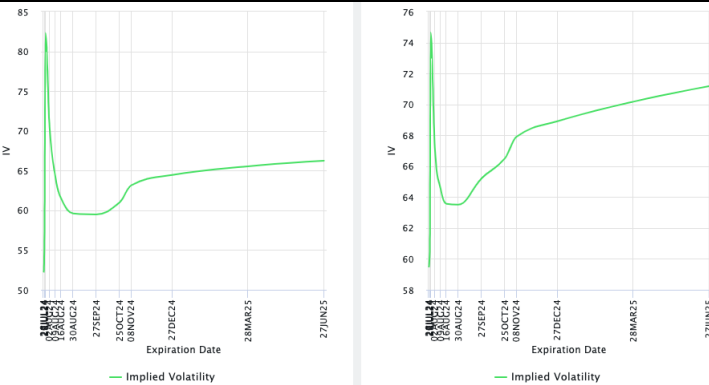
Options Volume & Put/Call Ratio (BTC LHS ; ETH RHS), 1d



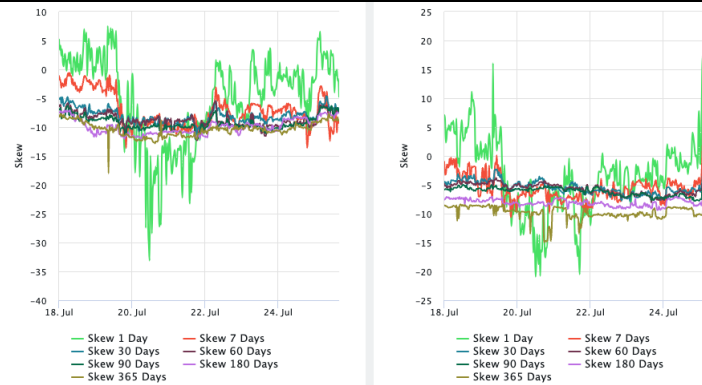
ATM Implied Volatility (BTC LHS ; ETH RHS)



ATM Implied Vol Term Structure (BTC LHS ; ETH RHS)



25 Delta Skew (BTC LHS ; ETH RHS)



## About GSR

GSR has over a decade of extensive experience in the crypto market, serving as a trusted liquidity provider and active, multi-stage investor. Our suite of services includes OTC Trading, Derivatives, and Market Making. GSR is actively involved in every major sector of the digital asset ecosystem, working with token issuers, institutional investors, miners, and leading trading venues.

For more information or if we can help with anything, please see [gsr.io](https://gsr.io) or contact us at [gsr@gsr.io](mailto:gsr@gsr.io).

Follow GSR for more content: [Twitter](#) [Telegram](#) [LinkedIn](#)

## Authors

Brian Rudick, Senior Strategist [Twitter](#) [Telegram](#)

## Required Disclosures

This material is provided by GSR (the "Firm") solely for informational purposes, is intended only for sophisticated, institutional investors and does not constitute an offer or commitment, a solicitation of an offer or commitment, or any advice or recommendation, to enter into or conclude any transaction (whether on the terms shown or otherwise), or to provide investment services in any state or country where such an offer or solicitation or provision would be illegal. The Firm is not and does not act as an advisor or fiduciary in providing this material. GSR is not authorised or regulated in the UK by the Financial Conduct Authority. The protections provided by the UK regulatory system will not be available to you. Specifically, information provided herein is intended for institutional persons only and is not suitable for retail persons in the United Kingdom, and no solicitation or recommendation is being made to you in regards to any products or services.

This material is not a research report, and not subject to any of the independence and disclosure standards applicable to research reports prepared pursuant to FINRA or CFTC research rules. This material is not independent of the Firm's proprietary interests, which may conflict with the interests of any counterparty of the Firm. The Firm trades instruments discussed in this material for its own account, may trade contrary to the views expressed in this material, and may have positions in other related instruments.

Information contained herein is based on sources considered to be reliable, but is not guaranteed to be accurate or complete. Any opinions or estimates expressed herein reflect a judgment made by the author(s) as of the date of publication, and are subject to change without notice. Trading and investing in digital assets involves significant risks including price volatility and illiquidity and may not be suitable for all investors. The Firm is not liable whatsoever for any direct or consequential loss arising from the use of this material. Copyright of this material belongs to GSR. Neither this material nor any copy thereof may be taken, reproduced or redistributed, directly or indirectly, without prior written permission of GSR

## Notes & Sources

All options data is based on Deribit and derivatives graphics are from Laevidas. Market returns are based on price returns for the following ETFs: VOO, QQQ, EWU, EWG, EWJ, and EWH. Onchain volumes are not considered and thus certain token volumes may be understated (e.g., stETH).

CoinGecko	Santiment	DefiLlama	CoinMarketCap	Laevidas
L2Beat	Google Finance	TradingView	Deribit	WorldCoinIndex
Cryptorank	Investing.com	NFT Price Floor	CryptoSlate	