






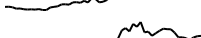





## Crypto Leaderboard

Rank	Name	Ticker	Price	24h	7d	30d	24h Vol \$m	MC \$m	1-Year Chart
1	Bitcoin	BTC	\$67,184	5%	1%	10%	35,461	1,325,633	
2	Ethereum	ETH	\$3,240	3%	-8%	-4%	20,505	389,598	
3	Tether	USDT	\$1.00	0%	0%	0%	53,112	114,347	
4	BNB	BNB	\$577	3%	-3%	1%	824	88,749	
5	Solana	SOL	\$178	7%	5%	31%	4,147	82,931	
6	USD Coin	USDC	\$1.00	0%	0%	0%	7,381	33,842	
7	XRP Ledger	XRP	\$0.60	-3%	4%	27%	1,892	33,499	
8	Lido stETH	STETH	\$3,237	3%	-7%	-4%	104	31,796	
9	Dogecoin	DOGE	\$0.13	5%	3%	6%	929	18,826	
10	Toncoin	TON	\$6.75	3%	-8%	-12%	259	16,986	

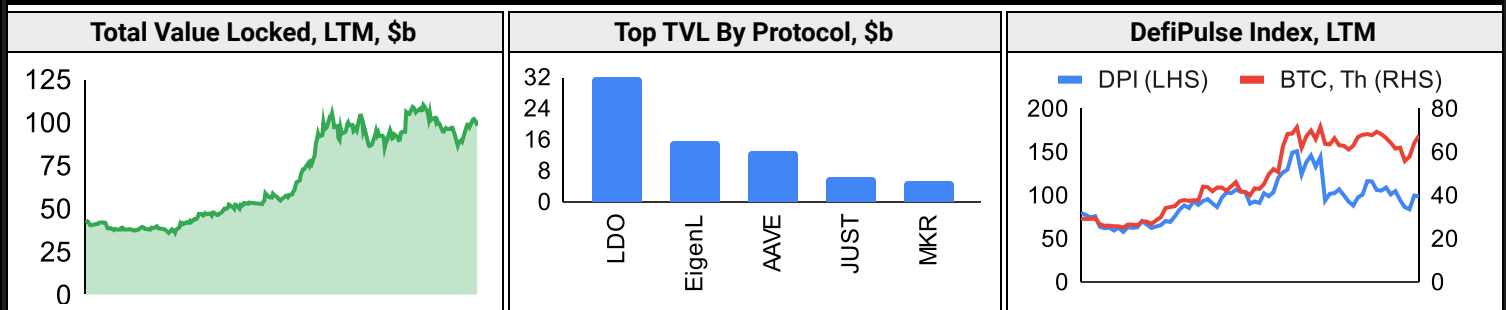
## Top & Bottom Performers - Top 100 Tokens

24h		7 Days		30 Days		90 Days		365 Days	
TAO	16%	HNT	19%	POPCAT	86%	BRETT	207%	BONK	7994%
AAVE	15%	PYTH	7%	OM	67%	POPCAT	90%	OM	4977%
POPCAT	14%	FLOW	7%	HNT	56%	KAS	65%	PEPE	783%
RENDER	14%	SOL	5%	JUP	31%	PEPE	65%	JASMY	635%
WBT	0%	FTM	-14%	FTM	-21%	SEI	-38%	MATIC	-29%
LEO	0%	FET	-16%	FLR	-22%	FLR	-39%	ATOM	-32%
EOS	0%	NOT	-18%	FET	-30%	TIA	-43%	XLM	-35%
XRP	-3%	LDO	-19%	LDO	-35%	FET	-43%	ARB	-39%

## Category Performance

Category	7d	30d	90d	180d	365d	Ecosystem	7d	30d	90d	180d	365d
Currency	-4%	6%	-16%	9%	21%	Tron	-1%	2%	-10%	22%	56%
Privacy	-3%	5%	-13%	-5%	-9%	Cosmos	-6%	-2%	-28%	3%	136%
Smart Contract	-6%	4%	-24%	0%	73%	Avalanche	-5%	-4%	-16%	-1%	38%
Meme	-5%	3%	-18%	140%	180%	Polygon	-5%	-5%	-25%	-6%	36%
IoT/Data/Comp.	-6%	3%	-23%	4%	93%	Solana	-13%	-5%	-26%	-4%	161%
CEXs	-1%	1%	-9%	6%	37%	BSC	-7%	-6%	-24%	3%	67%
Lending	-3%	0%	11%	30%	81%	Polkadot	-8%	-6%	-33%	-4%	26%
Other DeFi	-5%	-1%	-11%	-4%	52%	Ethereum	-8%	-11%	-19%	-17%	1%
DEX	-5%	-2%	-22%	-12%	95%						
Scaling	-7%	-8%	-39%	-31%	26%						
Gaming/Entertai	-14%	-15%	-39%	-28%	-22%						

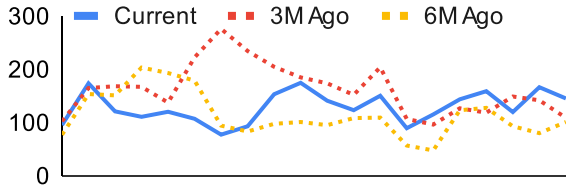
## DeFi



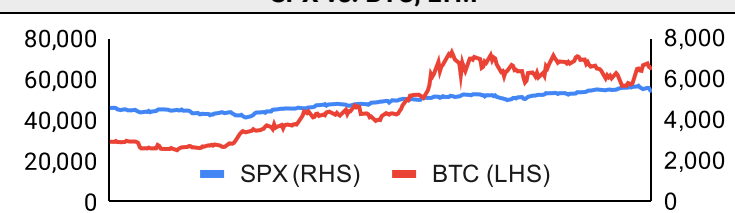
**Trading Volume**

Aggregate Volumes by Product, \$b					Top Derivatives Exchanges, \$m and bps					Top Spot Exchanges, \$m		
Product	1d	7d	30d	O/I	Exchange	1d Vol	O/I	Mkr	Tkr	Exchange	Score	1d Vol
Spot	36	231.47	987.69	n/a	Binance	53,382	18,860	2.0	4.0	Binance	9.9	14,040
Perpetuals	137	858	3,760	608	Bybit	22,266	12,843	2.0	5.5	Coinbase	8.2	2,202
Futures	1	4	15	1	OKX	24,288	6,298	2.0	5.0	OKX	7.8	2,369
Options	3	14	55	n/a	Bitget	17,807	10,078	2.0	6.0	Bybit	7.6	5,060

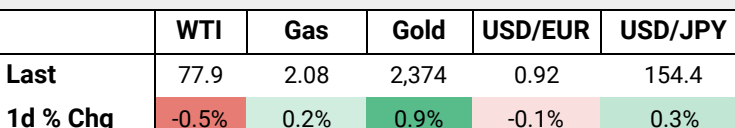
  

Daily Spot Volume, Top 100 Tokens Last 20d, \$b				Top Volume, 1d, \$m		Top Volume, %20d Avg		Low Volume, %20d Avg	
				USDT	61,519	METH	244%	LEO	8%
				BTC	34,705	AAVE	224%	GT	21%
				ETH	20,849	STETH	217%	EETH	40%
				USDC	6,469	PYTH	206%	NOT	44%
				FDUSD	4,694	FLOW	195%	OM	48%

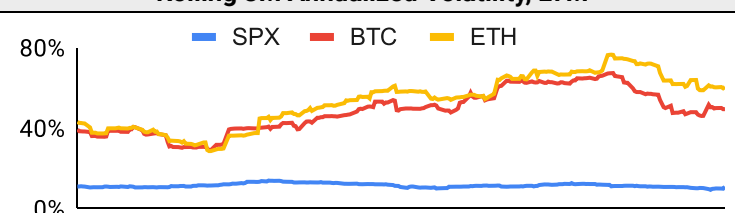
**Traditional Finance**

Global Equity Markets							SPX vs. BTC, LTM	
	US	USGrwth	UK	Germany	Japan	HK		
1D	-1%	-1%	1%	0%	-2%	0%	SPX (RHS)	BTC (LHS)
7D	-3%	-4%	0%	-1%	-4%	-2%		
90D	6%	6%	4%	2%	2%	-3%		
365D	20%	22%	10%	9%	10%	-19%		

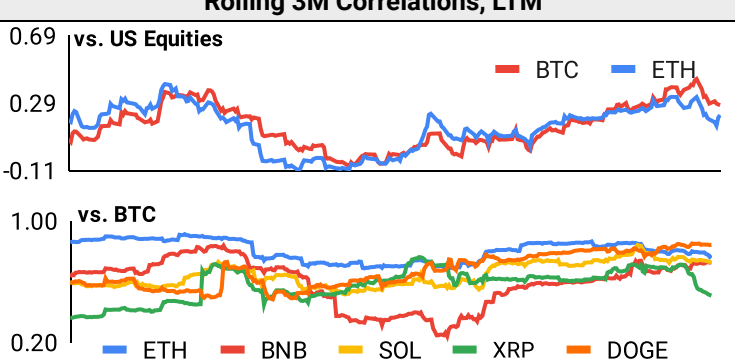
  

10-Year Treasury Yields							Commodities & FX					
	US	Brazil	UK	Germany	Japan	HK						
Last	4.23%	12.25%	4.15%	2.43%	1.06%	3.20%	Last	WTI	Gas	Gold	USD/EUR	USD/JPY
1d Chg	-0.03	0.00	0.01	0.02	0.00	-0.06	1d % Chg	-0.5%	0.2%	0.9%	-0.1%	0.3%

**Volatility**

Annualized Volatility							Rolling 3M Annualized Volatility, LTM		
	BTC	ETH	BNB	SOL	XRP	DOGE			
30D	48%	57%	62%	97%	83%	85%	SPX	BTC	ETH
90D	47%	61%	52%	82%	57%	81%			
180D	54%	63%	64%	85%	66%	107%			
365D	48%	55%	54%	91%	59%	85%			

**Correlations**

Intra-Crypto Correlations, LTM							Rolling 3M Correlations, LTM		
	BTC	ETH	BNB	SOL	XRP	DOGE			
BTC							vs. US Equities	BTC	ETH
ETH	0.79						vs. BTC	ETH	BNB
BNB	0.58	0.56						BNB	SOL
SOL	0.66	0.58	0.45					SOL	XRP
XRP	0.60	0.58	0.40	0.48				XRP	DOGE
DOGE	0.73	0.65	0.47	0.54	0.58			DOGE	

**Stablecoins**

Stablecoin Market Size and Volume, \$m					Stablecoin Dominance (LHS) & Market Cap \$b (RHS), LTM	
Ticker	Price	1d Vol	20d Avg Vol	Market Cap		
USDT	1.00	61,519	55,490	114,262		
USDC	1.00	6,469	5,979	33,827		
DAI	1.00	168	247	5,347		
USDe	1.00	153	68	3,274		
USDD	1.00	5	6	738		
FRAX	1.00	30	14	647		
						■ Mkt Cap (RHS: \$b) ■ Others ■ USDC ■ USDT

**Ethereum Mainnet & Layer 2s**

Mainnet & Layer 2 Transactions (m/day) and L2 TVL (\$m)					Transactions (m/day), Rolling 90-Day Average, LTM	
Network	1d	30d Avg	TVL	Tech Type		
Xai	6.3	9.4				
Base	3.7	3.4		Optimistic Rollup		
Proof of Play	1.5	2.4				
Arbitrum One	2.0	2.0		Optimistic Rollup		
Taiko	1.4	1.3		Optimistic Rollup		
Ethereum	1.1	1.2	-	mainnet		
Linea	1.1	1.0		ZK Rollup		
Blast	0.7	0.7		Optimistic Rollup		
OP Mainnet	0.5	0.5		Optimistic Rollup		
Mantle	0.4	0.4		Optimium		

Layer 2 Token Performance & Market Cap (\$b)					
	MATIC	IMX	MNT	STX	ARB
24h Return	+1.90%	+4.76%	+5.70%	+9.70%	+3.86%
Market Cap	5.0	3.0	2.8	2.7	916.1

**NFTs and DAOs**

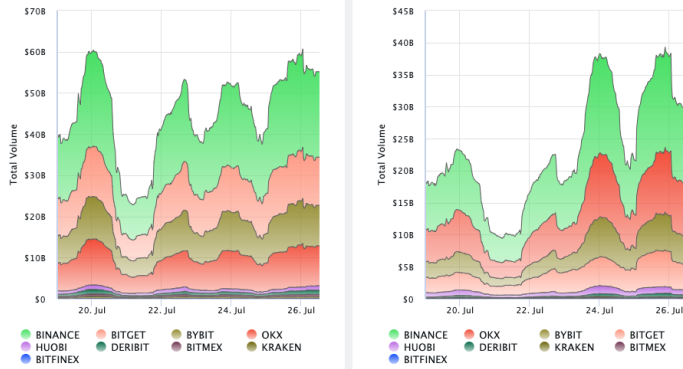
NFT Collection Stats (\$; Volume, MC in \$m)						DAO Treasury Amount (\$m) and Composition					
Collection	Floor	% Listed	3M Ret.	3M Vol	Market Cap	DAO	Treasury	Stables	BTC/ETH	Own Tokens	Other
CryptoPunks	82,698	12%	-33%	60,502	827	Mantle	3,320	2%	21%	76%	1%
Pudgy Penguins	34,357	3%	-11%	90,955	305	Uniswap	3,056	0%	0%	100%	0%
Bored Ape Yacht C	29,915	3%	-40%	111,465	299	Arbitrum	2,331	0%	2%	98%	0%
Autoglyphs	405,351	1%	-29%	0	208	ENS	1,956	0%	0%	93%	7%
Milady Maker	17,414	5%	0%	65,552	174	Optimism	1,330	0%	0%	100%	0%
Azuki	12,746	2%	-7%	66,425	128	Ethereum	1,001	0%	100%	0%	0%
Chromie Squiggle	11,966	2%	-31%	2,252	120	Golem	483	0%	91%	9%	0%
Mad Lads	10,795	4%	-33%	21,322	108	Gnosis	474	6%	27%	44%	23%
Fidenza by Tyler H	103,705	3%	-22%	1,726	104	Merit Circle	371	6%	2%	89%	2%
Mutant Ape Yacht	5,168	3%	-36%	76,977	101	Maker	354	16%	0%	84%	0%

**Crypto News**

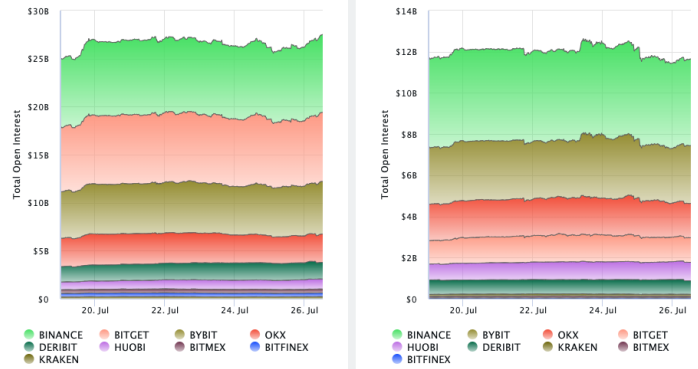
- [BTC Outperforms Broader Crypto Market, Ether Price Drop Mirrors Bitcoin ETF Launch - CoinDesk](#)
- [\\$2.900.000 per BTC: VanEck's Sigel Issues Stunning 2050 Bitcoin Price Prediction - U.Today](#)
- [BlackRock foresees 'very little interest' in crypto ETFs beyond Bitcoin, Ethereum — Bitcoin 2024 - Cointelegraph](#)
- [Mt. Gox still has 90.000 Bitcoin, valued at roughly \\$6 billion - Cointelegraph](#)
- [MARA Purchases \\$100 Million of Bitcoin, Adopts HODL Strategy - Bitcoin Magazine](#)
- [R. Kennedy Seeks Bitcoin Equivalent to Fort Knox Gold - Cointribune EN](#)
- [Jito unveils code for Solana restaking network - Blockworks](#)
- [Jersey City to Invest in Bitcoin ETFs, the Latest Pension to Dive Into Crypto - CoinDesk](#)
- [How Kamala Harris Could Usher in a Clean Slate for Crypto Regulation - CoinDesk](#)

### Crypto Futures

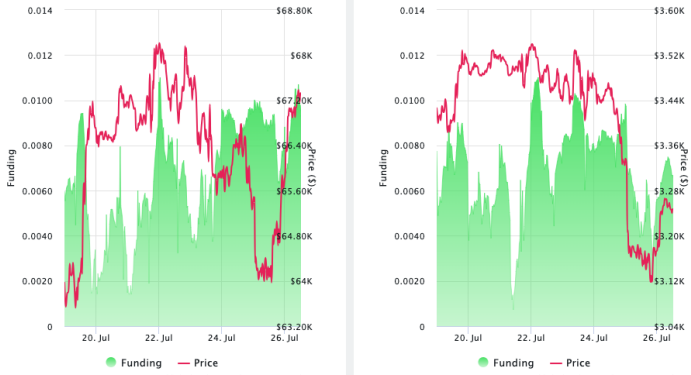
#### Futures Volume (BTC LHS ; ETH RHS), 1d



#### Futures Open Interest (BTC LHS ; ETH RHS)



#### OI Weighted Funding Rate (BTC LHS ; ETH RHS), 1d

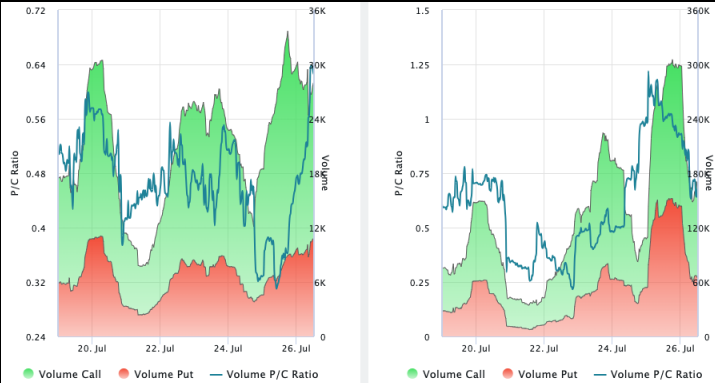


#### Liquidations (BTC LHS ; ETH RHS), 1d

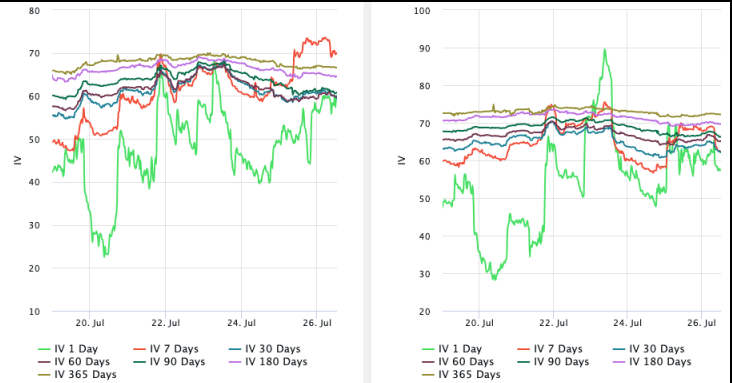


### Crypto Options

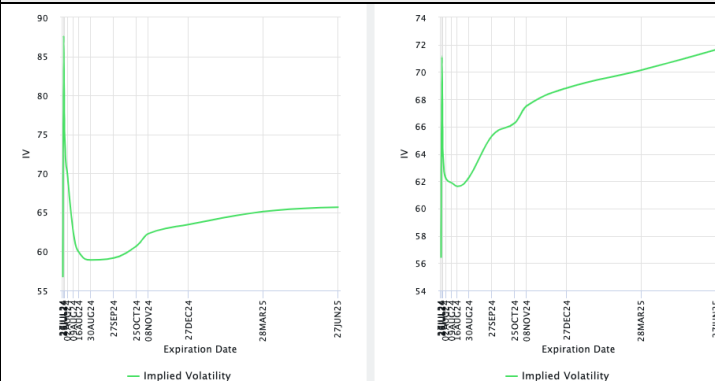
#### Options Volume & Put/Call Ratio (BTC LHS ; ETH RHS), 1d



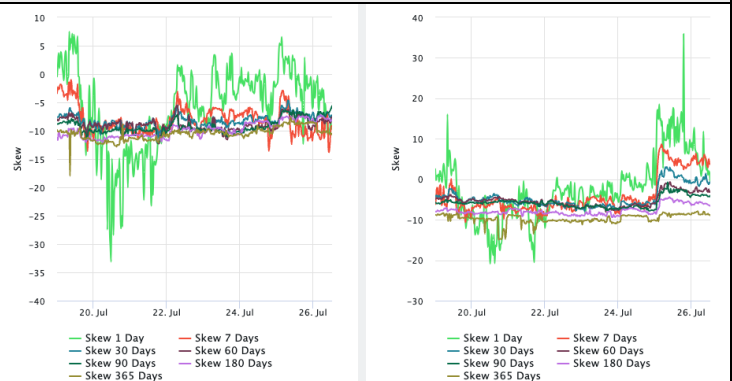
#### ATM Implied Volatility (BTC LHS ; ETH RHS)



#### ATM Implied Vol Term Structure (BTC LHS ; ETH RHS)



#### 25 Delta Skew (BTC LHS ; ETH RHS)





July 26, 2024

## About GSR

GSR has over a decade of extensive experience in the crypto market, serving as a trusted liquidity provider and active, multi-stage investor. Our suite of services includes OTC Trading, Derivatives, and Market Making. GSR is actively involved in every major sector of the digital asset ecosystem, working with token issuers, institutional investors, miners, and leading trading venues.

For more information or if we can help with anything, please see [gsr.io](https://gsr.io) or contact us at [gsr@gsr.io](mailto:gsr@gsr.io).

Follow GSR for more content: [Twitter](#) [Telegram](#) [LinkedIn](#)

## Authors

Brian Rudick, Senior Strategist [Twitter](#) [Telegram](#)

## Required Disclosures

This material is provided by GSR (the "Firm") solely for informational purposes, is intended only for sophisticated, institutional investors and does not constitute an offer or commitment, a solicitation of an offer or commitment, or any advice or recommendation, to enter into or conclude any transaction (whether on the terms shown or otherwise), or to provide investment services in any state or country where such an offer or solicitation or provision would be illegal. The Firm is not and does not act as an advisor or fiduciary in providing this material. GSR is not authorised or regulated in the UK by the Financial Conduct Authority. The protections provided by the UK regulatory system will not be available to you. Specifically, information provided herein is intended for institutional persons only and is not suitable for retail persons in the United Kingdom, and no solicitation or recommendation is being made to you in regards to any products or services.

This material is not a research report, and not subject to any of the independence and disclosure standards applicable to research reports prepared pursuant to FINRA or CFTC research rules. This material is not independent of the Firm's proprietary interests, which may conflict with the interests of any counterparty of the Firm. The Firm trades instruments discussed in this material for its own account, may trade contrary to the views expressed in this material, and may have positions in other related instruments.

Information contained herein is based on sources considered to be reliable, but is not guaranteed to be accurate or complete. Any opinions or estimates expressed herein reflect a judgment made by the author(s) as of the date of publication, and are subject to change without notice. Trading and investing in digital assets involves significant risks including price volatility and illiquidity and may not be suitable for all investors. The Firm is not liable whatsoever for any direct or consequential loss arising from the use of this material. Copyright of this material belongs to GSR. Neither this material nor any copy thereof may be taken, reproduced or redistributed, directly or indirectly, without prior written permission of GSR

## Notes & Sources

All options data is based on Deribit and derivatives graphics are from Laevidas. Market returns are based on price returns for the following ETFs: VOO, QQQ, EWU, EWG, EWJ, and EWH. Onchain volumes are not considered and thus certain token volumes may be understated (e.g., stETH).

CoinGecko	Santiment	DefiLlama	CoinMarketCap	Laevidas
L2Beat	Google Finance	TradingView	Deribit	WorldCoinIndex
Cryptorank	Investing.com	NFT Price Floor	CryptoSlate	