












## Crypto Leaderboard

Rank	Name	Ticker	Price	24h	7d	30d	24h Vol \$m	MC \$m	1-Year Chart
1	Bitcoin	BTC	\$67,748	0%	0%	11%	32,039	1,336,850	
2	Ethereum	ETH	\$3,292	1%	-4%	-2%	13,688	395,861	
3	Tether	USDT	\$1.00	0%	0%	0%	24,533	114,225	
4	Solana	SOL	\$186	1%	4%	33%	3,831	86,315	
5	BNB	BNB	\$581	0%	-1%	2%	667	84,624	
6	USD Coin	USDC	\$1.00	0%	0%	0%	6,075	33,982	
7	XRP Ledger	XRP	\$0.59	-1%	-2%	26%	1,092	33,307	
8	Lido stETH	STETH	\$3,294	1%	-3%	-1%	41	32,280	
9	Dogecoin	DOGE	\$0.13	0%	-6%	6%	948	18,774	
10	Toncoin	TON	\$6.64	2%	-4%	-12%	248	16,695	

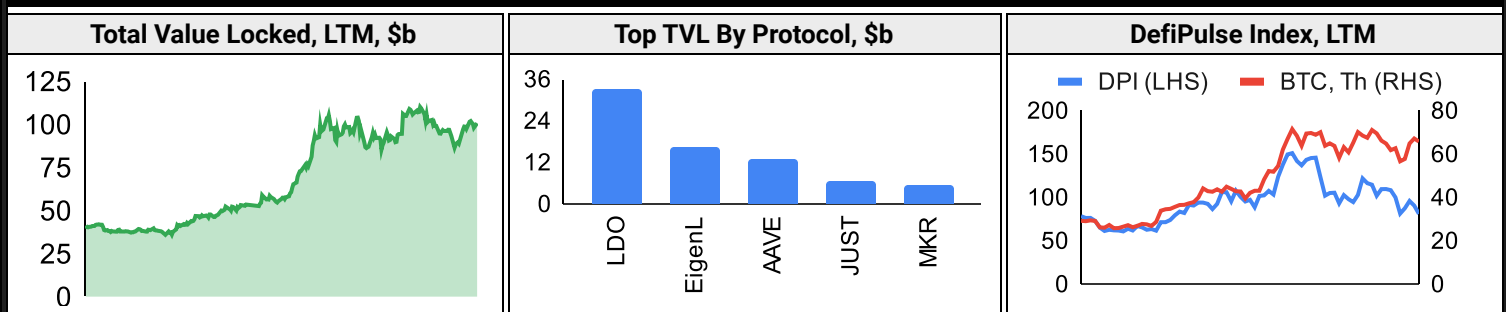
## Top & Bottom Performers - Top 100 Tokens

24h		7 Days		30 Days		90 Days		365 Days	
BSV	17%	BCH	16%	OM	63%	BRETT	276%	BONK	7929%
BCH	12%	BSV	16%	HNT	54%	ENS	84%	OM	4814%
XEC	5%	XEC	14%	JUP	43%	JASMY	81%	PEPE	813%
LTC	5%	JUP	12%	SOL	33%	PEPE	77%	JASMY	695%
TAO	-3%	NEAR	-11%	UNI	-13%	SEI	-35%	ATOM	-31%
JASMY	-3%	WIF	-12%	FTM	-16%	FLR	-35%	QNT	-35%
ICP	-5%	AVAX	-14%	LDO	-16%	FET	-37%	XLM	-36%
HNT	-6%	TIA	-24%	FLR	-21%	TIA	-42%	ARB	-39%

## Category Performance

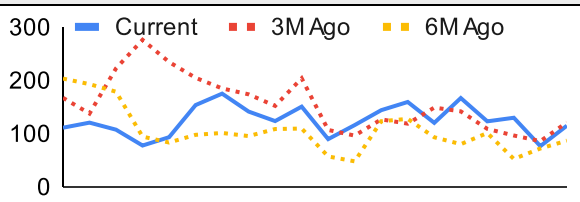
Category	7d	30d	90d	180d	365d	Ecosystem	7d	30d	90d	180d	365d
Currency	3%	12%	-5%	17%	26%	Solana	-3%	4%	-13%	9%	178%
IoT/Data/Comp.	-2%	8%	-15%	9%	98%	Cosmos	-2%	1%	-22%	5%	140%
Smart Contract	-2%	8%	-16%	3%	76%	Tron	1%	0%	-7%	23%	57%
Privacy	0%	7%	-5%	-1%	-8%	Polygon	-3%	-1%	-18%	-3%	37%
Other DeFi	-2%	4%	-3%	-2%	47%	Avalanche	-3%	-3%	-9%	0%	37%
Meme	-6%	3%	-11%	141%	172%	BSC	-4%	-3%	-18%	6%	67%
DEX	-3%	2%	-13%	-9%	102%	Polkadot	-4%	-3%	-28%	-1%	27%
Lending	-4%	1%	17%	30%	72%	Ethereum	-2%	-7%	-10%	-16%	2%
CEXs	-4%	-2%	-9%	10%	38%						
Gaming/Entertai	-3%	-3%	-27%	-17%	51%						
Scaling	-4%	-6%	-33%	-28%	23%						

## DeFi

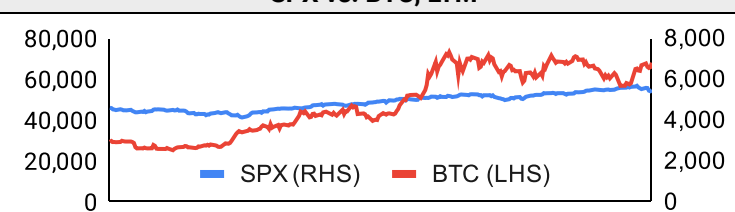


### Trading Volume

Aggregate Volumes by Product, \$b					Top Derivatives Exchanges, \$m and bps					Top Spot Exchanges, \$m		
Product	1d	7d	30d	O/I	Exchange	1d Vol	O/I	Mkr	Tkr	Exchange	Score	1d Vol
Spot	30	250.3	1000	n/a	Binance	45,856	19,489	2.0	4.0	Binance	9.9	11,570
Perpetuals	120	939	3,880	711	Bybit	17,837	13,378	2.0	5.5	Coinbase	8.2	1,979
Futures	1	5	17	1	OKX	19,839	6,758	2.0	5.0	OKX	7.8	2,004
Options	3	15	57	n/a	Bitget	15,176	10,577	2.0	6.0	Bybit	7.6	3,851

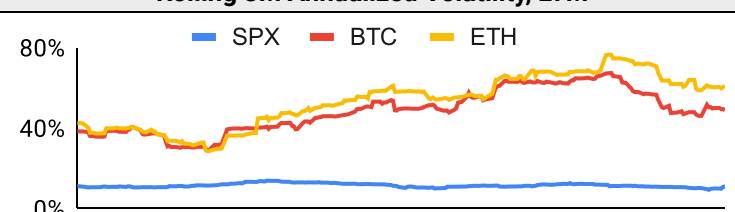
Daily Spot Volume, Top 100 Tokens Last 20d, \$b				Top Volume, 1d, \$m		Top Volume, %20d Avg		Low Volume, %20d Avg	
				USDT	49,820	XEC	268%	LEO	8%
				BTC	29,268	BSV	207%	GT	17%
				ETH	13,561	BCH	184%	OM	29%
				USDC	4,865	RETH	167%	EZETH	41%
				FDUSD	3,498	LTC	130%	STETH	42%

### Traditional Finance

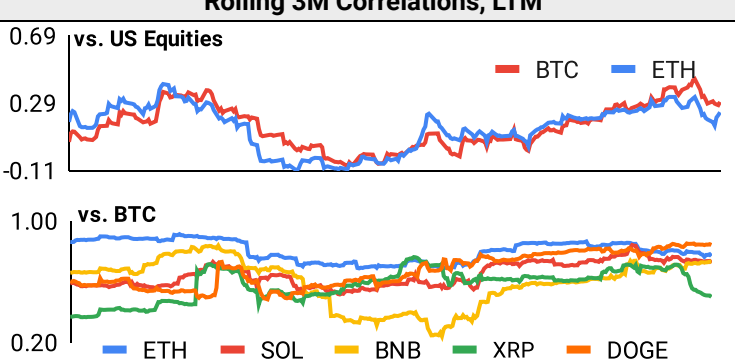
Global Equity Markets							SPX vs. BTC, LTM	
	US	USGrwth	UK	Germany	Japan	HK		
1D	1%	1%	1%	1%	1%	1%	SPX (RHS)	BTC (LHS)
7D	-1%	-3%	1%	1%	-2%	-1%		
90D	7%	8%	5%	4%	3%	-2%		
365D	22%	24%	14%	10%	11%	-18%		

10-Year Treasury Yields							Commodities & FX					
	US	Brazil	UK	Germany	Japan	HK	Last	WTI	Gas	Gold	USD/EUR	USD/JPY
Last	4.17%	12.14%	4.08%	2.36%	1.02%	3.12%	Last	75.8	2.02	2,420	0.92	153.9
1d Chg	-0.03	0.00	-0.02	-0.01	0.00	-0.06	1d % Chg	-1.7%	-1.7%	-0.3%	0.3%	0.1%

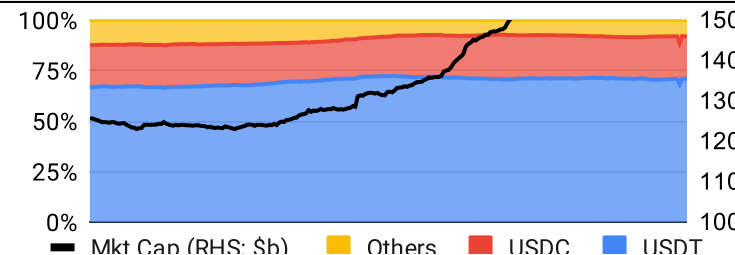
### Volatility

Annualized Volatility							Rolling 3M Annualized Volatility, LTM		
	BTC	ETH	SOL	BNB	XRP	DOGE			
30D	48%	57%	90%	61%	83%	87%	SPX	BTC	ETH
90D	46%	60%	80%	52%	56%	81%			
180D	54%	63%	85%	64%	66%	107%			
365D	49%	55%	91%	54%	59%	85%			

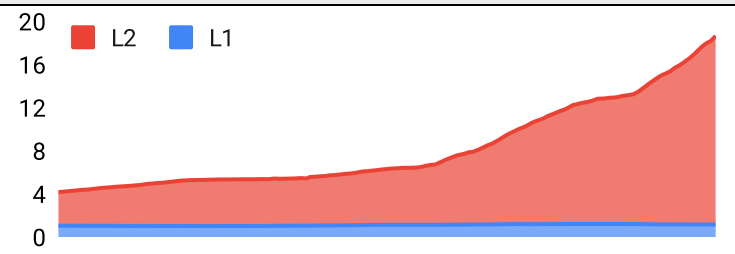
### Correlations

Intra-Crypto Correlations, LTM							Rolling 3M Correlations, LTM					
	BTC	ETH	SOL	BNB	XRP	DOGE						
BTC							vs. US Equities	BTC	ETH			
ETH	0.79						vs. BTC	ETH	SOL	BNB	XRP	DOGE
SOL	0.66	0.58										
BNB	0.58	0.56	0.45									
XRP	0.60	0.58	0.48	0.40								
DOGE	0.74	0.65	0.54	0.47	0.58							

**Stablecoins**

Stablecoin Market Size and Volume, \$m					Stablecoin Dominance (LHS) & Market Cap \$b (RHS), LTM	
Ticker	Price	1d Vol	20d Avg Vol	Market Cap		
USDT	1.00	49,820	53,468	114,416		
USDC	1.00	4,865	5,757	34,083		
DAI	1.00	119	139	5,348		
USDe	1.00	30	68	3,218		
USDD	1.00	6	6	740		
FRAX	1.00	7	13	647		
						■ Mkt Cap (RHS: \$b) ■ Others ■ USDC ■ USDT

**Ethereum Mainnet & Layer 2s**

Mainnet & Layer 2 Transactions (m/day) and L2 TVL (\$m)					Transactions (m/day), Rolling 90-Day Average, LTM	
Network	1d	30d Avg	TVL	Tech Type		
Xai	12.0	9.6				
Base	3.6	3.5		Optimistic Rollup		
Proof of Play	1.9	2.4				
Arbitrum One	1.5	1.9		Optimistic Rollup		
Taiko	1.3	1.3		Optimistic Rollup		
Ethereum	1.0	1.1	-	mainnet		
Linea	0.8	1.1		ZK Rollup		
Blast	0.7	0.6		Optimistic Rollup		
OP Mainnet	0.3	0.5		Optimistic Rollup		
Immutable X	1.4	0.4		Validium		

Layer 2 Token Performance & Market Cap (\$b)					
	MATIC	IMX	STX	MNT	ARB
24h Return	+1.00%	+4.36%	-1%	-3%	-1%
Market Cap	5.1	3.0	2.8	2.6	902.1

**NFTs and DAOs**

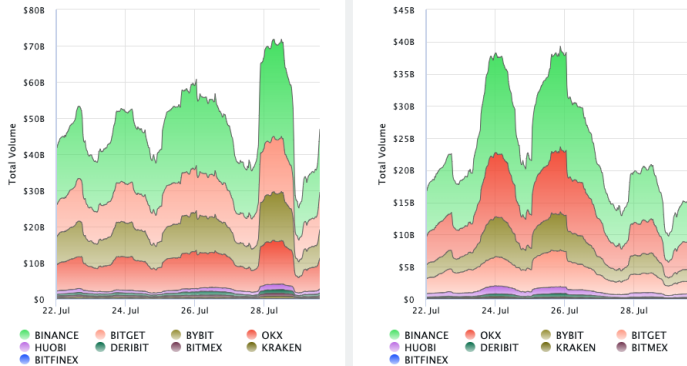
NFT Collection Stats (\$; Volume, MC in \$m)						DAO Treasury Amount (\$m) and Composition					
Collection	Floor	% Listed	3M Ret.	3M Vol	Market Cap	DAO	Treasury	Stables	BTC/ETH	Own Tokens	Other
CryptoPunks	80,758	12%	-29%	59,731	808	Mantle	3,191	2%	23%	74%	1%
Bored Ape Yacht C	29,757	3%	-28%	101,653	298	Uniswap	3,124	0%	0%	100%	0%
Pudgy Penguins	33,310	3%	-8%	86,202	296	Arbitrum	2,345	0%	2%	98%	0%
Autoglyphs	378,976	1%	-34%	0	194	ENS	2,005	0%	0%	93%	7%
Milady Maker	16,803	5%	0%	64,916	168	Optimism	1,338	0%	0%	100%	0%
Azuki	12,556	2%	-14%	64,851	126	Ethereum	1,043	0%	100%	0%	0%
Chromie Squiggle	12,160	2%	-29%	2,217	122	Golem	500	0%	90%	10%	0%
Mad Lads	11,536	4%	-31%	21,369	115	Gnosis	481	6%	28%	43%	23%
Fidenza by Tyler H	105,388	3%	-22%	1,593	105	Merit Circle	392	6%	2%	90%	2%
Mutant Ape Yacht	5,050	3%	-34%	69,671	98	Maker	353	16%	0%	84%	0%

**Crypto News**

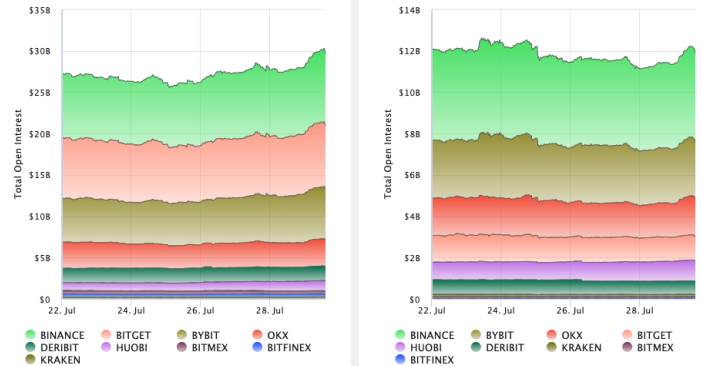
- [Bitcoin nears \\$70,000 as investors digest Trump crypto comments and look ahead to central bank meetings - CNBC](#)
- [Bitcoin, gold on track to break out as 'macro summer' begins: Analyst - Cointelegraph](#)
- [Slovenia Becomes First European Union Nation to Issue Sovereign Digital Bond - CoinDesk](#)
- [Kazakhstan uses programmable CBDC to pay for railway to China - CoinGeek](#)
- [University of Wyoming launches Bitcoin Research Institute - Cointelegraph](#)
- [Gox Watch: Repayments now 39% complete with \\$5.4B left to go - Blockworks](#)
- [WazirX Surveys Users on Recovery Options After \\$230M Hack, Leaves Customers and Industry Players Fuming - CoinDesk](#)
- [COMP Down 6.7% after Supposed 'Governance Attack' on Compound DAO - CoinDesk](#)
- [Senator Lummis Proposes the U.S. Buy 1M Bitcoin to Reduce National Debt - CoinDesk](#)

## Crypto Futures

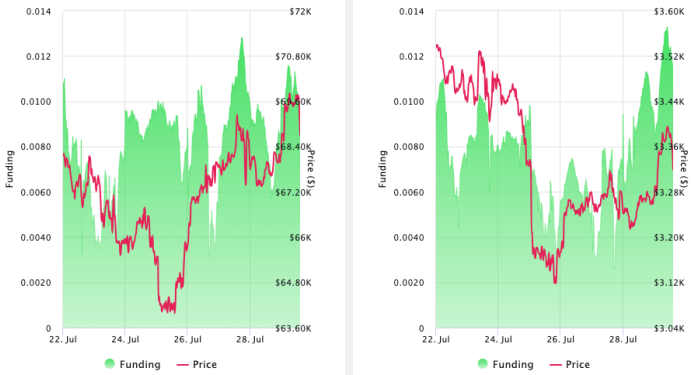
### Futures Volume (BTC LHS ; ETH RHS), 1d



### Futures Open Interest (BTC LHS ; ETH RHS)



### OI Weighted Funding Rate (BTC LHS ; ETH RHS), 1d

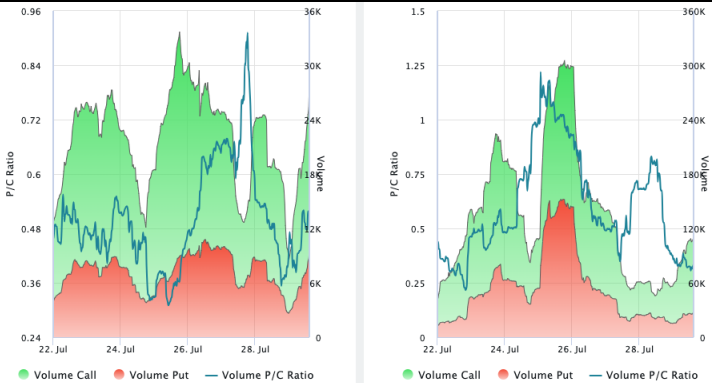


### Liquidations (BTC LHS ; ETH RHS), 1d

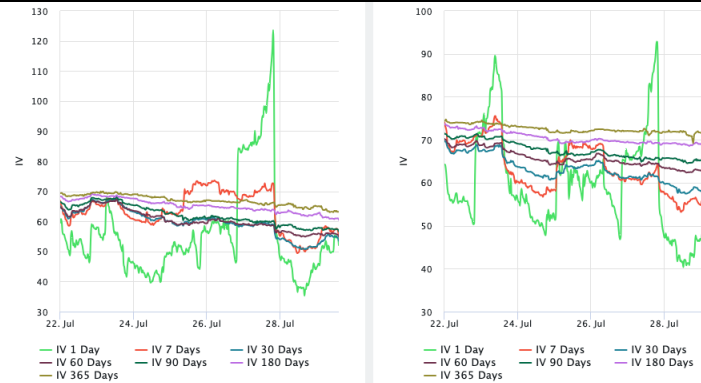


## Crypto Options

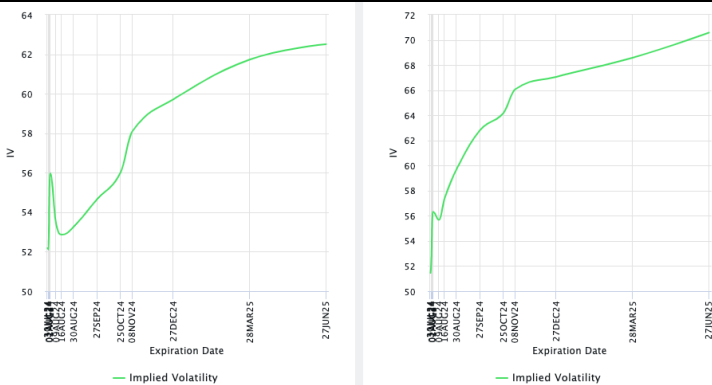
### Options Volume & Put/Call Ratio (BTC LHS ; ETH RHS), 1d



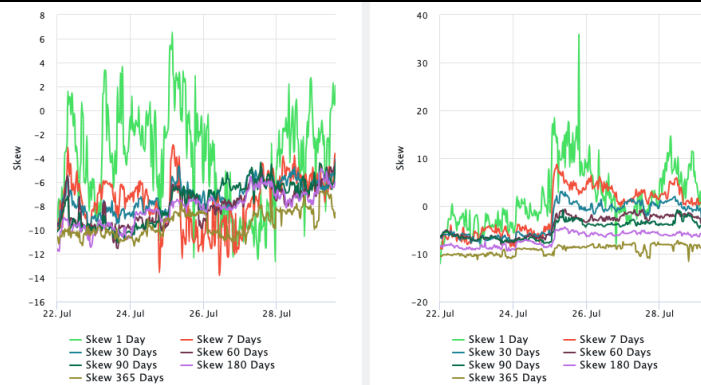
### ATM Implied Volatility (BTC LHS ; ETH RHS)



### ATM Implied Vol Term Structure (BTC LHS ; ETH RHS)



### 25 Delta Skew (BTC LHS ; ETH RHS)





July 29, 2024

### About GSR

GSR has over a decade of extensive experience in the crypto market, serving as a trusted liquidity provider and active, multi-stage investor. Our suite of services includes OTC Trading, Derivatives, and Market Making. GSR is actively involved in every major sector of the digital asset ecosystem, working with token issuers, institutional investors, miners, and leading trading venues.

For more information or if we can help with anything, please see [gsr.io](https://gsr.io) or contact us at [gsr@gsr.io](mailto:gsr@gsr.io).

Follow GSR for more content: [Twitter](#) [Telegram](#) [LinkedIn](#)

### Authors

Brian Rudick, Senior Strategist [Twitter](#) [Telegram](#)

### Required Disclosures

This material is provided by GSR (the "Firm") solely for informational purposes, is intended only for sophisticated, institutional investors and does not constitute an offer or commitment, a solicitation of an offer or commitment, or any advice or recommendation, to enter into or conclude any transaction (whether on the terms shown or otherwise), or to provide investment services in any state or country where such an offer or solicitation or provision would be illegal. The Firm is not and does not act as an advisor or fiduciary in providing this material. GSR is not authorised or regulated in the UK by the Financial Conduct Authority. The protections provided by the UK regulatory system will not be available to you. Specifically, information provided herein is intended for institutional persons only and is not suitable for retail persons in the United Kingdom, and no solicitation or recommendation is being made to you in regards to any products or services.

This material is not a research report, and not subject to any of the independence and disclosure standards applicable to research reports prepared pursuant to FINRA or CFTC research rules. This material is not independent of the Firm's proprietary interests, which may conflict with the interests of any counterparty of the Firm. The Firm trades instruments discussed in this material for its own account, may trade contrary to the views expressed in this material, and may have positions in other related instruments.

Information contained herein is based on sources considered to be reliable, but is not guaranteed to be accurate or complete. Any opinions or estimates expressed herein reflect a judgment made by the author(s) as of the date of publication, and are subject to change without notice. Trading and investing in digital assets involves significant risks including price volatility and illiquidity and may not be suitable for all investors. The Firm is not liable whatsoever for any direct or consequential loss arising from the use of this material. Copyright of this material belongs to GSR. Neither this material nor any copy thereof may be taken, reproduced or redistributed, directly or indirectly, without prior written permission of GSR

### Notes & Sources

All options data is based on Deribit and derivatives graphics are from Laevidas. Market returns are based on price returns for the following ETFs: VOO, QQQ, EWU, EWG, EWJ, and EWH. Onchain volumes are not considered and thus certain token volumes may be understated (e.g., stETH).

CoinGecko	Santiment	DefiLlama	CoinMarketCap	Laevidas
L2Beat	Google Finance	TradingView	Deribit	WorldCoinIndex
Cryptorank	Investing.com	NFT Price Floor	CryptoSlate	