





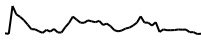





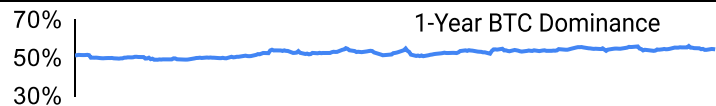
Crypto Leaderboard

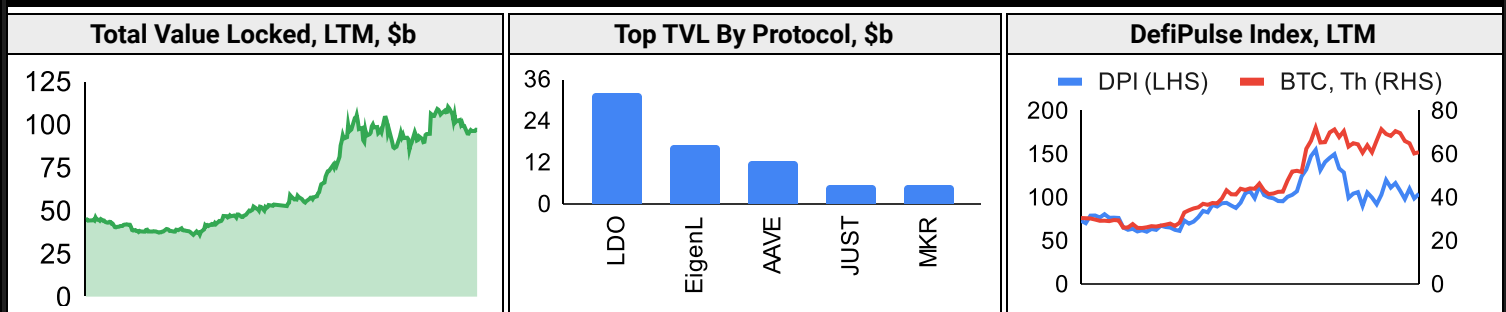
Rank	Name	Ticker	Price	24h	7d	30d	24h Vol \$m	MC \$m	1-Year Chart
1	Bitcoin	BTC	\$60,128	-3%	-1%	-12%	25,552	1,185,686	
2	Ethereum	ETH	\$3,298	-3%	-2%	-12%	12,987	396,518	
3	Tether	USDT	\$1.00	0%	0%	0%	40,660	112,278	
4	BNB	BNB	\$556	-4%	-3%	-11%	956	85,603	
5	Solana	SOL	\$141	-5%	4%	-14%	3,006	65,654	
6	USD Coin	USDC	\$1.00	0%	0%	0%	5,328	32,475	
7	Lido stETH	STETH	\$3,297	-3%	-2%	-12%	43	32,106	
8	XRP Ledger	XRP	\$0.47	-3%	1%	-9%	930	26,324	
9	Toncoin	TON	\$7.84	-2%	3%	15%	445	19,254	
10	Dogecoin	DOGE	\$0.12	-4%	-3%	-25%	578	17,160	

Top & Bottom Performers - Top 100 Tokens

24h		7 Days		30 Days		90 Days		365 Days	
TRX	0%	AKT	20%	BRETT	26%	BRETT	100%	BONK	6468%
LEO	0%	ENS	11%	TON	15%	TON	54%	SOL	641%
STRK	0%	EGLD	8%	TRX	14%	PEPE	49%	KAS	624%
CORE	0%	BONK	8%	XMR	7%	ONDO	38%	JASMY	508%
LDO	-12%	NOT	-17%	WIF	-41%	BSV	-55%	QNT	-28%
WIF	-12%	PEPE	-18%	GALA	-43%	ICP	-57%	LTC	-29%
ENS	-12%	LDO	-28%	TIA	-48%	TAO	-61%	ATOM	-33%
TAO	-14%	FET	-29%	ENA	-54%	PYTH	-63%	ARB	-33%

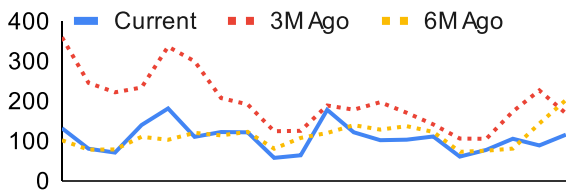
Category Performance

Category	7d	30d	90d	180d	365d	Ecosystem	7d	30d	90d	180d	365d
CEXs	0%	-10%	-16%	1%	33%	Tron	3%	2%	-12%	22%	66%
Other DeFi	-10%	-19%	-36%	-15%	25%	Ethereum	-6%	-19%	-34%	-16%	9%
Currency	0%	-19%	-34%	-1%	12%	Solana	1%	-21%	-41%	-17%	139%
Lending	-4%	-20%	7%	52%	106%	Avalanche	-3%	-21%	-33%	-1%	42%
Privacy	-3%	-22%	-33%	-18%	-18%	BSC	-5%	-26%	-28%	-5%	53%
DEX	-2%	-22%	-41%	-22%	73%	Cosmos	-5%	-27%	-39%	-10%	118%
Smart Contract	-1%	-24%	-37%	-10%	64%	Polygon	-4%	-29%	-35%	-8%	29%
IoT/Data/Comp.	-2%	-29%	-40%	-2%	69%	Polkadot	-3%	-30%	-37%	-12%	26%
Meme	-3%	-30%	-35%	104%	137%						
Scaling	-5%	-33%	-52%	-34%	15%						
Gaming/Entertai	-4%	-33%	-47%	-25%	45%						

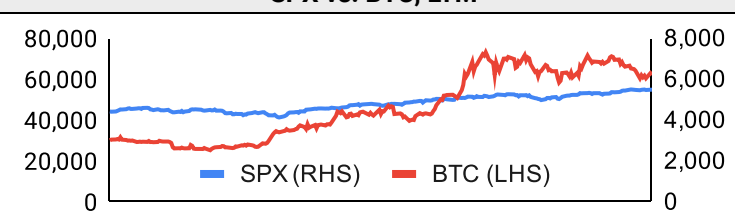
DeFi


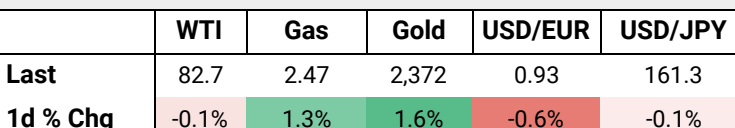
Trading Volume

Aggregate Volumes by Product, \$b					Top Derivatives Exchanges, \$m and bps					Top Spot Exchanges, \$m		
Product	1d	7d	30d	O/I	Exchange	1d Vol	O/I	Mkr	Tkr	Exchange	Score	1d Vol
Spot	30	169.89	834.95	n/a	Binance	48,419	19,088	2.0	4.0	Binance	9.9	12,210
Perpetuals	119	612	19,150	548	Bybit	17,819	12,084	2.0	5.5	Coinbase	8.2	1,983
Futures	1	3	10	1	OKX	20,549	6,115	2.0	5.0	OKX	7.8	1,853
Options	2	9	44	n/a	Bitget	14,519	9,616	2.0	6.0	Bybit	7.6	4,398

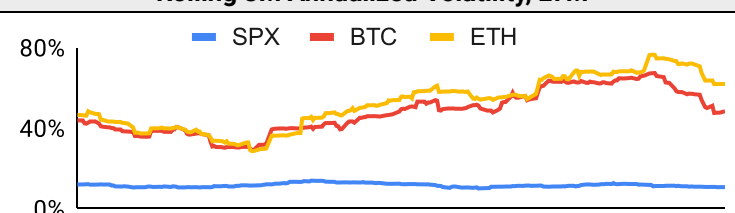
Daily Spot Volume, Top 100 Tokens Last 20d, \$b				Top Volume, 1d, \$m		Top Volume, %20d Avg		Low Volume, %20d Avg	
				USDT	50,594	METH	261%	NOT	46%
				BTC	26,561	TAO	227%	FET	60%
				ETH	13,313	QNT	200%	EETH	62%
				USDC	5,418	WEETH	200%	LEO	64%
				FDUSD	4,000	RSETH	189%	GT	69%

Traditional Finance

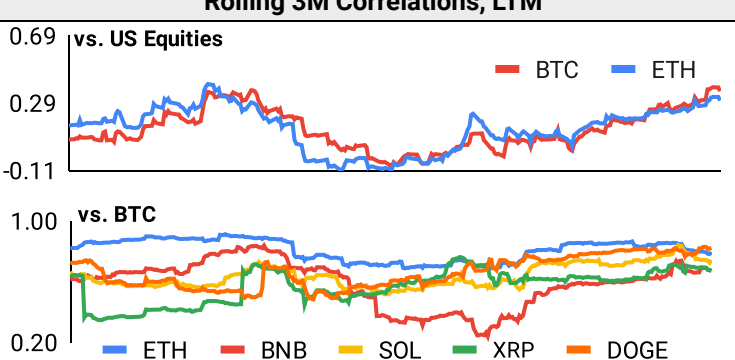
Global Equity Markets							SPX vs. BTC, LTM				
	US	USGrwth	UK	Germany	Japan	HK					
1D	0%	0%	0%	-1%	1%	0%					
7D	0%	1%	-1%	0%	1%	-1%					
90D	5%	9%	4%	-2%	-2%	0%					
365D	25%	31%	12%	10%	13%	-18%					

10-Year Treasury Yields							Commodities & FX					
	US	Brazil	UK	Germany	Japan	HK						
Last	4.34%	12.47%	4.20%	2.55%	1.10%	3.58%	Last	82.7	2.47	2,372	0.93	161.3
1d Chg	-0.09	-0.05	-0.05	-0.06	0.00	-0.06	1d % Chg	-0.1%	1.3%	1.6%	-0.6%	-0.1%

Volatility

Annualized Volatility							Rolling 3M Annualized Volatility, LTM				
	BTC	ETH	BNB	SOL	XRP	DOGE					
30D	33%	36%	56%	77%	34%	62%					
90D	46%	62%	47%	83%	50%	82%					
180D	55%	63%	62%	85%	60%	105%					
365D	47%	54%	53%	91%	92%	84%					

Correlations

Intra-Crypto Correlations, LTM							Rolling 3M Correlations, LTM				
	BTC	ETH	BNB	SOL	XRP	DOGE					
BTC											
ETH	0.79										
BNB	0.56	0.54									
SOL	0.64	0.57	0.42								
XRP	0.43	0.47	0.31	0.44							
DOGE	0.71	0.63	0.43	0.50	0.42						

Stablecoins

Stablecoin Market Size and Volume, \$m					Stablecoin Dominance (LHS) & Market Cap \$b (RHS), LTM	
Ticker	Price	1d Vol	20d Avg Vol	Market Cap		
USDT	1.00	50,594	47,015	112,501		
USDC	1.00	5,418	4,770	32,567		
DAI	1.00	455	404	5,348		
USDe	1.00	62	54	3,605		
USDD	1.00	5	5	735		
FRAX	1.00	15	15	647		
						■ Mkt Cap (RHS: \$b) ■ Others ■ USDC ■ USDT

Ethereum Mainnet & Layer 2s

Mainnet & Layer 2 Transactions (m/day) and L2 TVL (\$m)					Transactions (m/day), Rolling 90-Day Average, LTM	
Network	1d	30d Avg	TVL	Tech Type		
Xai	9.1	5.9				
Base	3.1	3.0		Optimistic Rollup		
Arbitrum One	1.8	2.1		Optimistic Rollup		
Proof of Play	2.5	1.6				
Ethereum	1.1	1.2	-	mainnet		
Taiko	0.9	0.9		Optimistic Rollup		
Blast	0.7	0.9		Optimistic Rollup		
ZKsync Era	0.3	0.6		ZK Rollup		
Mantle	0.6	0.5		Optimium		
Linea	1.0	0.5		ZK Rollup		
Layer 2 Token Performance & Market Cap (\$b)						
	MATIC	IMX	MNT	STX	ARB	
24h Return	-4%	-6%	-4%	-4%	-1%	
Market Cap	5.4	3.1	2.5	2.4	980.0	

NFTs and DAOs

NFT Collection Stats (\$; Volume, MC in \$m)						DAO Treasury Amount (\$m) and Composition					
Collection	Floor	% Listed	3M Ret.	3M Vol	Market Cap	DAO	Treasury	Stables	BTC/ETH	Own Tokens	Other
CryptoPunks	93,509	12%	-33%	77,597	935,087,170	Uniswap	3,424	0%	0%	100%	0%
Pudgy Penguins	37,610	3%	0%	131,625	334,276,220	Mantle	3,063	2%	24%	72%	2%
Bored Ape Yacht C	32,954	3%	-4%	182,344	329,540,100	Arbitrum	2,485	0%	2%	98%	0%
Autoglyphs	390,183	1%	-48%	501	199,773,660	ENS	1,976	0%	0%	93%	7%
Milady Maker	17,167	5%	1%	80,610	171,671,230	Optimism	1,308	0%	0%	100%	0%
Chromie Squiggle	12,532	2%	-21%	3,566	125,246,270	Ethereum	1,025	0%	100%	0%	0%
Azuki	12,300	2%	-3%	77,257	122,999,690	Golem	891	0%	95%	5%	0%
Mad Lads	11,904	3%	-33%	25,204	118,642,290	Gnosis	539	6%	27%	47%	19%
Mutant Ape Yacht	5,841	3%	-6%	112,488	113,851,744	Merit Circle	367	7%	2%	89%	2%
NodeMonkes	10,695	15%	-64%	58,825	106,953,800	Lido	332	0%	43%	56%	1%

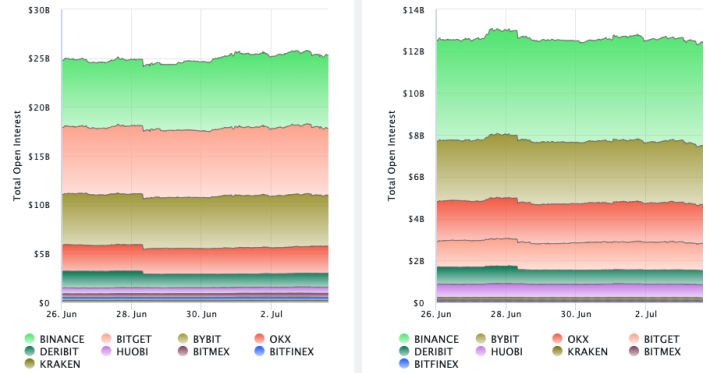
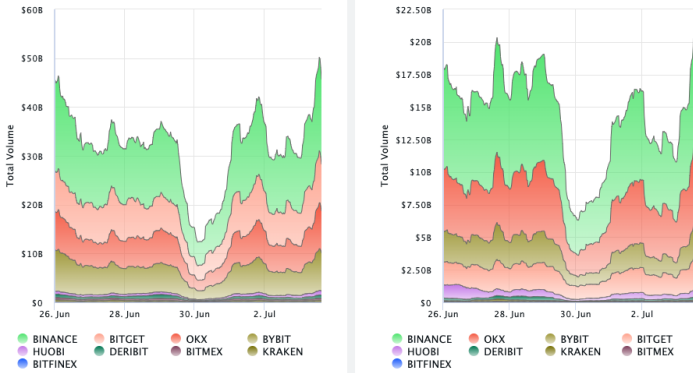
Crypto News

- [Fed Chair Powell Issues 'Critical' Warning, Sparking Sudden \\$60,000 Bitcoin Price And Crypto Crash - Forbes](#)
- [First Mover Americas: Bitcoin Falls to \\$60K as Mt. Gox Overhang Looms - CoinDesk](#)
- [Bitcoin trades below \\$61,000 as equity indices hit new highs - The Block](#)
- [On the Margin Newsletter: Unpacking the 'big win' in SEC v Binance - Blockworks](#)
- [Circle becomes first global stablecoin issuer to become compliant under new EU laws - Blockworks](#)
- [Ethereum Builder Consensys Buys Wallet Guard to Strengthen MetaMask Security - CoinDesk](#)
- [Obol Labs Forms Industry Group to Push for Decentralized Validator Technology - CoinDesk](#)
- [Crypto Venture Capital Market Rebound Extends Into Second Quarter: Galaxy - CoinDesk](#)
- [Indian Crypto Exchange CoinDCX Acquires BitOasis to Enter Middle East - CoinDesk](#)

Crypto Futures

Futures Volume (BTC LHS ; ETH RHS), 1d

Futures Open Interest (BTC LHS ; ETH RHS)



OI Weighted Funding Rate (BTC LHS ; ETH RHS), 1d

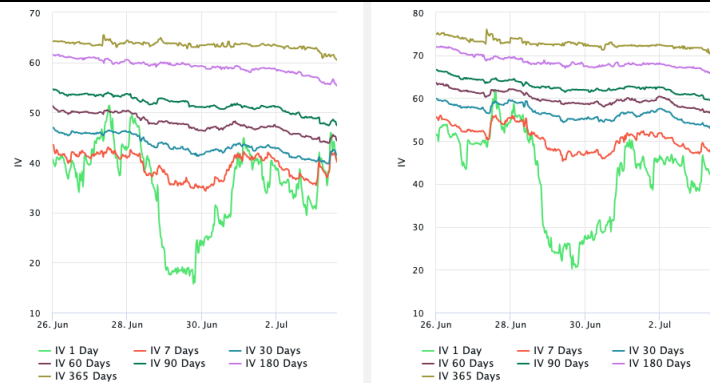
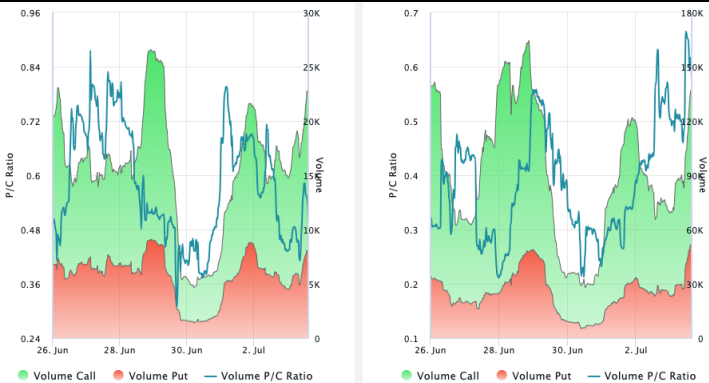
Liquidations (BTC LHS ; ETH RHS), 1d



Crypto Options

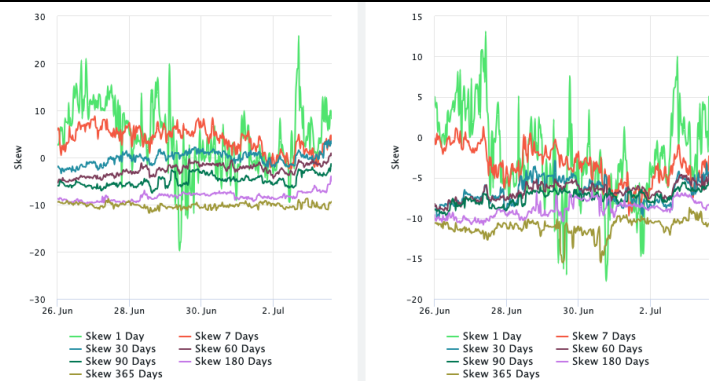
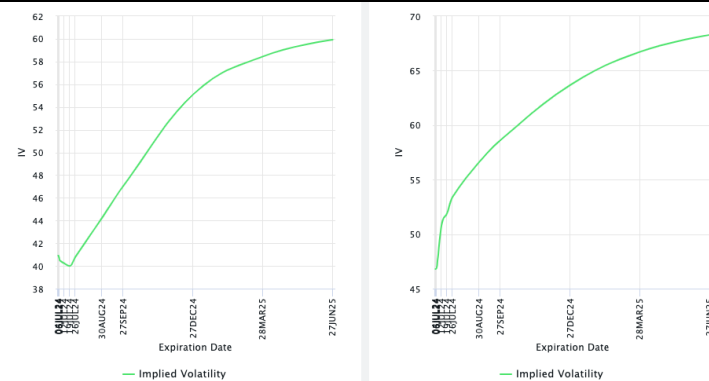
Options Volume & Put/Call Ratio (BTC LHS ; ETH RHS), 1d

ATM Implied Volatility (BTC LHS ; ETH RHS)



ATM Implied Vol Term Structure (BTC LHS ; ETH RHS)

25 Delta Skew (BTC LHS ; ETH RHS)





July 3, 2024

About GSR

GSR has over a decade of extensive experience in the crypto market, serving as a trusted liquidity provider and active, multi-stage investor. Our suite of services includes OTC Trading, Derivatives, and Market Making. GSR is actively involved in every major sector of the digital asset ecosystem, working with token issuers, institutional investors, miners, and leading trading venues.

For more information or if we can help with anything, please see gsr.io or contact us at gsr@gsr.io.

Follow GSR for more content: [Twitter](#) [Telegram](#) [LinkedIn](#)

Authors

Brian Rudick, Senior Strategist [Twitter](#) [Telegram](#)

Required Disclosures

This material is provided by GSR (the "Firm") solely for informational purposes, is intended only for sophisticated, institutional investors and does not constitute an offer or commitment, a solicitation of an offer or commitment, or any advice or recommendation, to enter into or conclude any transaction (whether on the terms shown or otherwise), or to provide investment services in any state or country where such an offer or solicitation or provision would be illegal. The Firm is not and does not act as an advisor or fiduciary in providing this material. GSR is not authorised or regulated in the UK by the Financial Conduct Authority. The protections provided by the UK regulatory system will not be available to you. Specifically, information provided herein is intended for institutional persons only and is not suitable for retail persons in the United Kingdom, and no solicitation or recommendation is being made to you in regards to any products or services.

This material is not a research report, and not subject to any of the independence and disclosure standards applicable to research reports prepared pursuant to FINRA or CFTC research rules. This material is not independent of the Firm's proprietary interests, which may conflict with the interests of any counterparty of the Firm. The Firm trades instruments discussed in this material for its own account, may trade contrary to the views expressed in this material, and may have positions in other related instruments.

Information contained herein is based on sources considered to be reliable, but is not guaranteed to be accurate or complete. Any opinions or estimates expressed herein reflect a judgment made by the author(s) as of the date of publication, and are subject to change without notice. Trading and investing in digital assets involves significant risks including price volatility and illiquidity and may not be suitable for all investors. The Firm is not liable whatsoever for any direct or consequential loss arising from the use of this material. Copyright of this material belongs to GSR. Neither this material nor any copy thereof may be taken, reproduced or redistributed, directly or indirectly, without prior written permission of GSR

Notes & Sources

All options data is based on Deribit and derivatives graphics are from Laevidas. Market returns are based on price returns for the following ETFs: VOO, QQQ, EWU, EWG, EWJ, and EWH. Onchain volumes are not considered and thus certain token volumes may be understated (e.g., stETH).

CoinGecko	Santiment	DefiLlama	CoinMarketCap	Laevidas
L2Beat	Google Finance	TradingView	Deribit	WorldCoinIndex
Cryptorank	Investing.com	NFT Price Floor	CryptoSlate	