




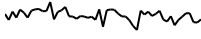







Crypto Leaderboard

Rank	Name	Ticker	Price	24h	7d	30d	24h Vol \$m	MC \$m	1-Year Chart
1	Bitcoin	BTC	\$55,197	-3%	-8%	-22%	57,069	1,088,450	
2	Ethereum	ETH	\$2,946	-5%	-13%	-24%	32,080	354,252	
3	Tether	USDT	\$1.00	0%	0%	0%	85,845	112,120	
4	BNB	BNB	\$486	-5%	-14%	-30%	2,374	74,775	
5	Solana	SOL	\$131	-1%	-7%	-25%	4,552	60,381	
6	USD Coin	USDC	\$1.00	0%	0%	0%	13,235	33,136	
7	Lido stETH	STETH	\$2,949	-5%	-100%	-100%	200	28,736	
8	XRP Ledger	XRP	\$0.42	-6%	-12%	-21%	2,265	23,149	
9	Toncoin	TON	\$7.	-2%	-6%	-3%	923	17,460	
10	Dogecoin	DOGE	\$0.10	-6%	-19%	-39%	1,684	14,440	

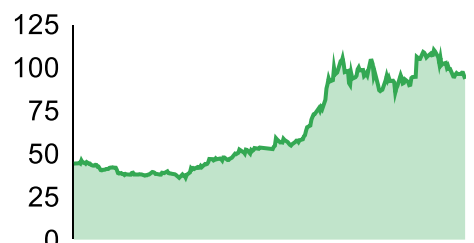
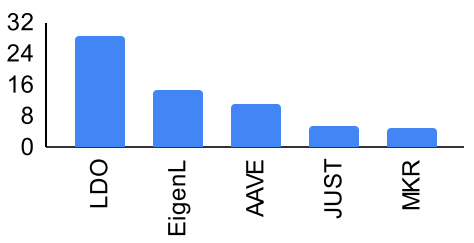
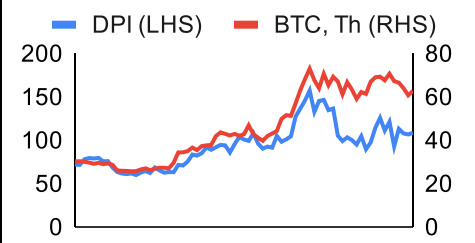
Top & Bottom Performers - Top 100 Tokens

24h		7 Days		30 Days		90 Days		365 Days	
EGLD	10%	OM	13%	TRX	11%	BRETT	66%	BONK	5882%
OM	4%	EGLD	10%	DAI	0%	TON	28%	OM	3313%
QNT	2%	TRX	3%	USDC	0%	ONDO	24%	KAS	649%
FTN	2%	LEO	0%	FDUSD	0%	PEPE	23%	SOL	555%
OP	-12%	EZETH	-100%	NOT	-53%	SEI	-63%	LTC	-38%
ARB	-13%	WEETH	-100%	TIA	-54%	BSV	-66%	ATOM	-40%
NOT	-13%	WBTC	-100%	GALA	-56%	PYTH	-69%	ARB	-43%
CORE	-15%	STETH	-100%	STETH	-100%	STETH	-100%	STETH	-100%

Category Performance

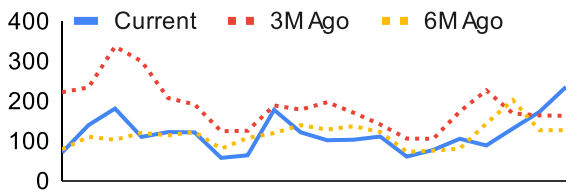
Category	7d	30d	90d	180d	365d	Ecosystem	7d	30d	90d	180d	365d
CEXs	-12%	-23%	-26%	-7%	22%	Tron	-3%	-5%	-17%	19%	61%
Other DeFi	-16%	-28%	-41%	-21%	18%	Ethereum	-17%	-33%	-43%	-23%	-1%
Currency	-16%	-33%	-44%	-12%	0%	Avalanche	-17%	-35%	-43%	-9%	29%
Privacy	-16%	-35%	-41%	-22%	-25%	Solana	-14%	-38%	-50%	-24%	109%
Smart Contract	-14%	-36%	-46%	-16%	49%	Cosmos	-18%	-39%	-47%	-17%	98%
DEX	-15%	-37%	-49%	-27%	54%	BSC	-18%	-42%	-38%	-11%	40%
Lending	-18%	-38%	-18%	23%	71%	Polygon	-18%	-43%	-45%	-16%	17%
IoT/Data/Comp.	-17%	-42%	-50%	-11%	51%	Polkadot	-17%	-44%	-48%	-20%	11%
Meme	-16%	-44%	-45%	84%	114%						
Scaling	-22%	-46%	-60%	-42%	-2%						
Gaming/Entertai	-21%	-47%	-57%	-35%	24%						

DeFi

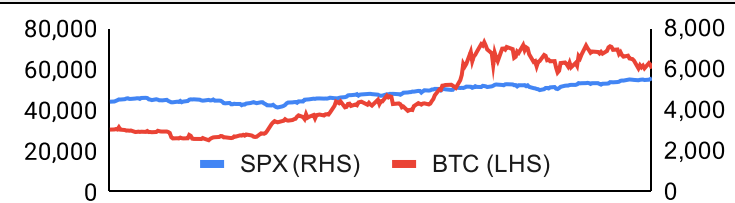
Total Value Locked, LTM, \$b	Top TVL By Protocol, \$b	DefiPulse Index, LTM
		

Trading Volume

Aggregate Volumes by Product, \$b					Top Derivatives Exchanges, \$m and bps					Top Spot Exchanges, \$m		
Product	1d	7d	30d	O/I	Exchange	1d Vol	O/I	Mkr	Tkr	Exchange	Score	1d Vol
Spot	66	134.94	748.17	n/a	Binance	102,783	16,065	2.0	4.0	Binance	9.9	27,116
Perpetuals	234	498	15,720	555	Bybit	40,960	9,547	2.0	5.5	Coinbase	8.2	3,714
Futures	1	3	9	1	OKX	45,735	5,292	2.0	5.0	OKX	7.8	4,595
Options	3	11	43	n/a	Bitget	27,583	7,818	2.0	6.0	Bybit	7.6	7,476

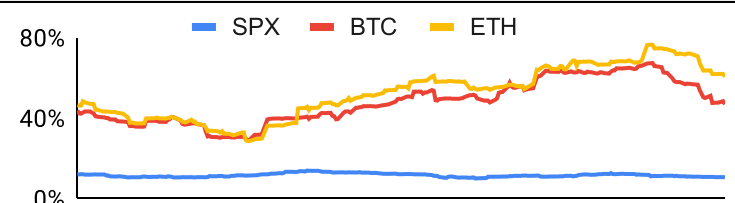
Daily Spot Volume, Top 100 Tokens Last 20d, \$b				Top Volume, 1d, \$m		Top Volume, %20d Avg		Low Volume, %20d Avg	
				USDT	101,907	OKB	438%	STETH	0%
				BTC	53,508	XLM	287%	NOT	104%
				ETH	31,449	ATOM	267%	USDD	125%
				USDC	10,017	OM	264%	BRETT	137%
				FDUSD	7,873	DAI	262%	BONK	152%

Traditional Finance

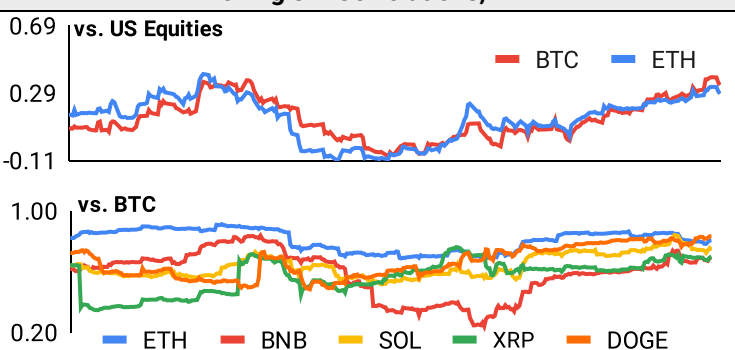
Global Equity Markets							SPX vs. BTC, LTM				
	US	USGrwth	UK	Germany	Japan	HK					
1D	0%	1%	1%	2%	1%	1%					
7D	1%	2%	1%	2%	3%	1%					
90D	8%	13%	5%	1%	0%	2%					
365D	26%	34%	14%	12%	14%	-16%					

10-Year Treasury Yields							Commodities & FX					
	US	Brazil	UK	Germany	Japan	HK	Last	WTI	Gas	Gold	USD/EUR	USD/JPY
Last	4.31%	12.03%	4.18%	2.55%	1.07%	3.51%	Last	83.8	2.37	2,382	0.92	160.9
1d Chg	-0.04	-0.04	-0.02	-0.04	0.00	-0.06	1d % Chg	-0.1%	-1.9%	0.5%	-0.2%	-0.2%

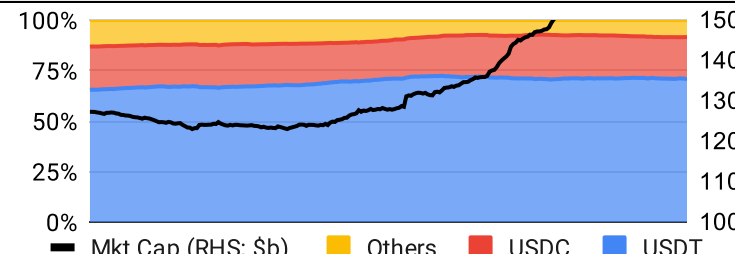
Volatility

Annualized Volatility							Rolling 3M Annualized Volatility, LTM			
	BTC	ETH	BNB	SOL	XRP	DOGE				
30D	36%	43%	51%	83%	44%	71%				
90D	48%	64%	51%	85%	52%	84%				
180D	55%	64%	63%	86%	61%	106%				
365D	48%	54%	53%	92%	93%	85%				

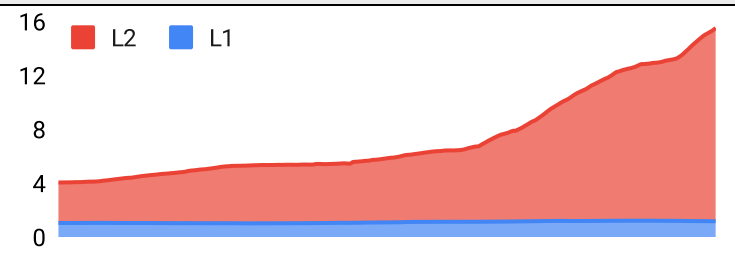
Correlations

Intra-Crypto Correlations, LTM							Rolling 3M Correlations, LTM				
	BTC	ETH	BNB	SOL	XRP	DOGE					
BTC											
ETH	0.79										
BNB	0.57	0.55									
SOL	0.64	0.58	0.43								
XRP	0.44	0.48	0.32	0.44							
DOGE	0.72	0.64	0.45	0.51	0.42						

Stablecoins

Stablecoin Market Size and Volume, \$m					Stablecoin Dominance (LHS) & Market Cap \$b (RHS), LTM	
Ticker	Price	1d Vol	20d Avg Vol	Market Cap		
USDT	1.00	101,907	51,541	112,459		
USDC	1.00	10,017	5,215	33,151		
DAI	1.00	1,209	461	5,349		
USDe	1.00	210	62	3,533		
USDD	1.00	7	5	734		
FRAX	1.00	36	17	647		

Ethereum Mainnet & Layer 2s

Mainnet & Layer 2 Transactions (m/day) and L2 TVL (\$m)					Transactions (m/day), Rolling 90-Day Average, LTM	
Network	1d	30d Avg	TVL	Tech Type		
Xai	8.4	6.4				
Base	3.2	3.1		Optimistic Rollup		
Arbitrum One	2.3	2.1		Optimistic Rollup		
Proof of Play	2.8	1.7				
Ethereum	1.2	1.2	-	mainnet		
Taiko	1.4	1.0		Optimistic Rollup		
Blast	0.6	0.9		Optimistic Rollup		
ZKsync Era	0.4	0.6		ZK Rollup		
Mantle	0.6	0.6		Optimium		
Linea	1.4	0.5		ZK Rollup		

Layer 2 Token Performance & Market Cap (\$b)					
	MATIC	IMX	MNT	STX	ARB
24h Return	-8%	-7%	-9%	-7%	-13%
Market Cap	4.6	2.6	2.0	2.0	785.1

NFTs and DAOs

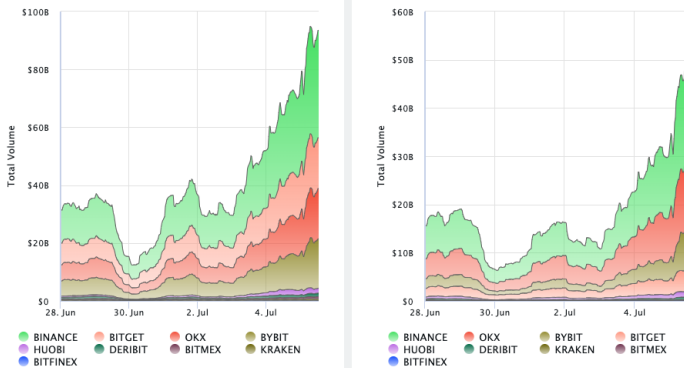
NFT Collection Stats (\$; Volume, MC in \$m)						DAO Treasury Amount (\$m) and Composition					
Collection	Floor	% Listed	3M Ret.	3M Vol	Market Cap	DAO	Treasury	Stables	BTC/ETH	Own Tokens	Other
CryptoPunks	82,507	12%	-33%	77,440	825,068,200	Uniswap	2,968	0%	0%	100%	0%
Bored Ape Yacht C	27,018	3%	-20%	170,765	270,184,860	Mantle	2,588	2%	25%	71%	2%
Pudgy Penguins	29,499	3%	-16%	130,942	262,185,970	Arbitrum	1,952	0%	2%	98%	0%
Autoglyphs	347,832	1%	-41%	501	178,089,760	ENS	1,727	0%	0%	93%	7%
Milady Maker	15,124	5%	0%	80,758	151,242,900	Optimism	1,012	0%	0%	100%	0%
Chromie Squiggle	11,054	2%	-25%	3,566	110,473,360	Ethereum	885	0%	100%	0%	0%
Azuki	10,477	2%	-13%	74,702	104,767,424	Golem	769	0%	95%	5%	0%
Mutant Ape Yacht	5,031	3%	-10%	110,939	98,065,930	Gnosis	366	0%	34%	57%	9%
Mad Lads	9,705	3%	-37%	25,016	96,727,240	Lido	298	0%	42%	57%	1%
Mocaverse	9,374	1%	-22%	25,461	83,314,030	Maker	286	17%	0%	83%	0%

Crypto News

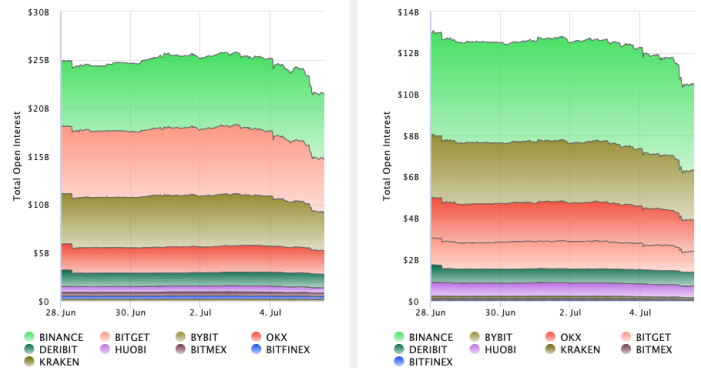
- [Mt. Gox Begins Repayments in Bitcoin and Bitcoin Cash - CoinDesk](#)
- [Crypto Bulls Rack up \\$580M Liquidations as Bitcoin Drops 8%, Ether, Solana, Dogecoin Plunge - CoinDesk](#)
- [As Bitcoin Bellyflops to \\$54K Only Five Mining Rigs Remain Profitable, Says F2Pool - CoinDesk](#)
- [U.S. Nonfarm Payrolls Eyed as Bitcoin Heads for Largest Weekly Loss Since FTX's Collapse - CoinDesk](#)
- [Fed's Minutes Report Cites High Inflation and Economic Risks in Decision to Hold Rates – Economics Bitcoin News - Bitcoin.com News](#)
- [Ether ETFs will only be a 'sidekick' to Bitcoin ETFs: Bloomberg analyst - Cointelegraph](#)
- [US, German governments have sent \\$738M in bitcoin to exchanges over the last 2 weeks - Blockworks](#)
- [Global Banking Standard Setter Approves Disclosure Framework for Crypto Exposures - CoinDesk](#)
- [DeFi Tokens Plunge 10%-20%, Led by Pendle Amid Weak Crypto Price Action This Week - CoinDesk](#)

Crypto Futures

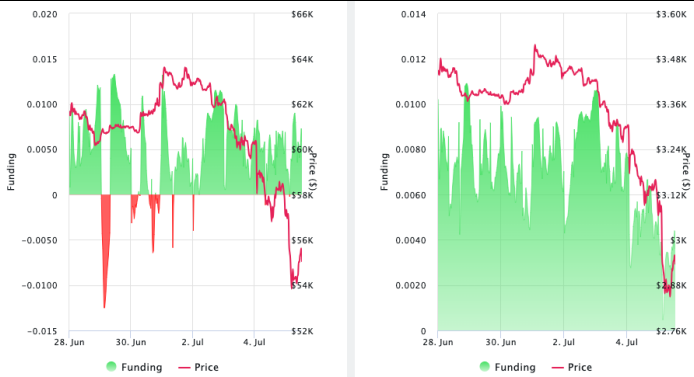
Futures Volume (BTC LHS ; ETH RHS), 1d



Futures Open Interest (BTC LHS ; ETH RHS)



OI Weighted Funding Rate (BTC LHS ; ETH RHS), 1d

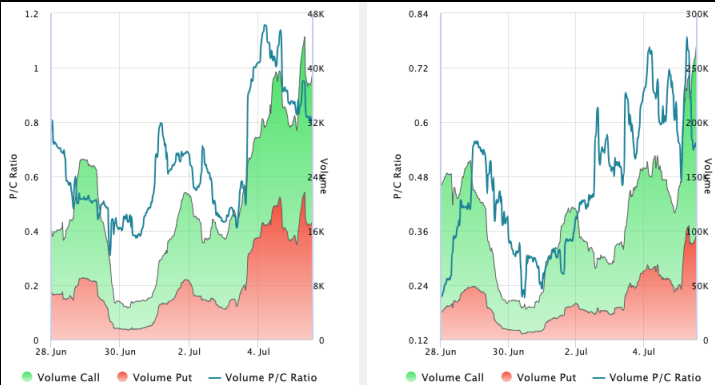


Liquidations (BTC LHS ; ETH RHS), 1d

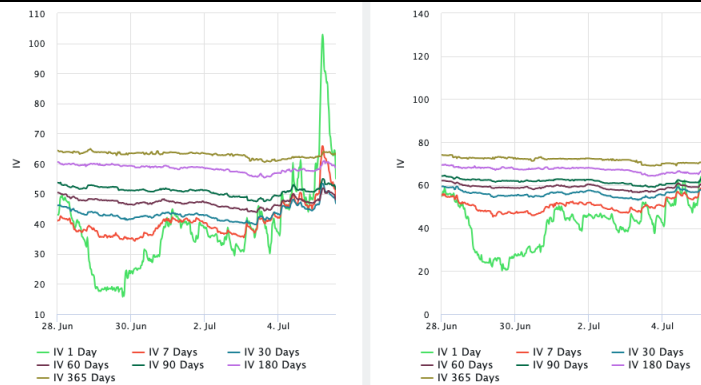


Crypto Options

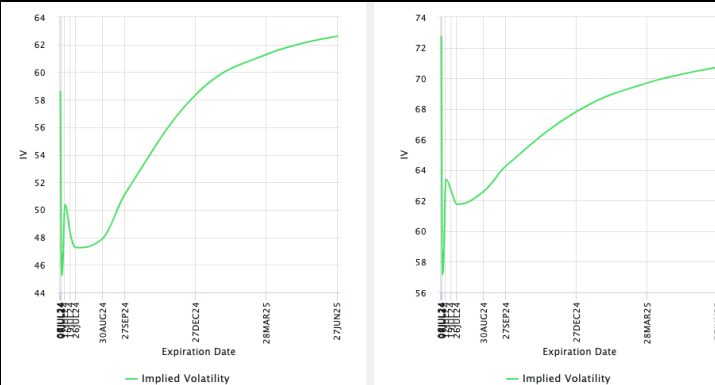
Options Volume & Put/Call Ratio (BTC LHS ; ETH RHS), 1d



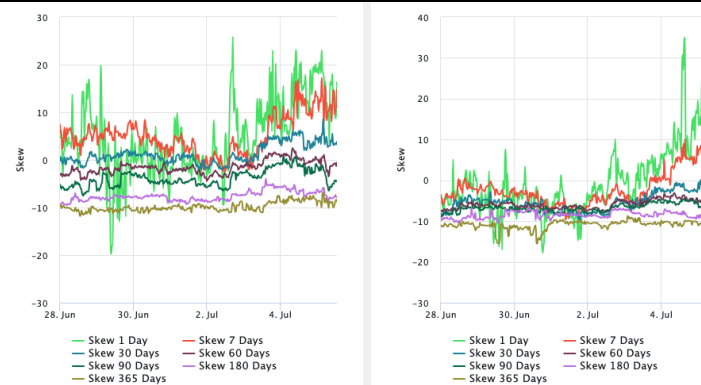
ATM Implied Volatility (BTC LHS ; ETH RHS)



ATM Implied Vol Term Structure (BTC LHS ; ETH RHS)



25 Delta Skew (BTC LHS ; ETH RHS)



About GSR

GSR has over a decade of extensive experience in the crypto market, serving as a trusted liquidity provider and active, multi-stage investor. Our suite of services includes OTC Trading, Derivatives, and Market Making. GSR is actively involved in every major sector of the digital asset ecosystem, working with token issuers, institutional investors, miners, and leading trading venues.

For more information or if we can help with anything, please see gsr.io or contact us at gsr@gsr.io.

Follow GSR for more content: [Twitter](#) [Telegram](#) [LinkedIn](#)

Authors

Brian Rudick, Senior Strategist [Twitter](#) [Telegram](#)

Required Disclosures

This material is provided by GSR (the "Firm") solely for informational purposes, is intended only for sophisticated, institutional investors and does not constitute an offer or commitment, a solicitation of an offer or commitment, or any advice or recommendation, to enter into or conclude any transaction (whether on the terms shown or otherwise), or to provide investment services in any state or country where such an offer or solicitation or provision would be illegal. The Firm is not and does not act as an advisor or fiduciary in providing this material. GSR is not authorised or regulated in the UK by the Financial Conduct Authority. The protections provided by the UK regulatory system will not be available to you. Specifically, information provided herein is intended for institutional persons only and is not suitable for retail persons in the United Kingdom, and no solicitation or recommendation is being made to you in regards to any products or services.

This material is not a research report, and not subject to any of the independence and disclosure standards applicable to research reports prepared pursuant to FINRA or CFTC research rules. This material is not independent of the Firm's proprietary interests, which may conflict with the interests of any counterparty of the Firm. The Firm trades instruments discussed in this material for its own account, may trade contrary to the views expressed in this material, and may have positions in other related instruments.

Information contained herein is based on sources considered to be reliable, but is not guaranteed to be accurate or complete. Any opinions or estimates expressed herein reflect a judgment made by the author(s) as of the date of publication, and are subject to change without notice. Trading and investing in digital assets involves significant risks including price volatility and illiquidity and may not be suitable for all investors. The Firm is not liable whatsoever for any direct or consequential loss arising from the use of this material. Copyright of this material belongs to GSR. Neither this material nor any copy thereof may be taken, reproduced or redistributed, directly or indirectly, without prior written permission of GSR

Notes & Sources

All options data is based on Deribit and derivatives graphics are from Laevidas. Market returns are based on price returns for the following ETFs: VOO, QQQ, EWU, EWG, EWJ, and EWH. Onchain volumes are not considered and thus certain token volumes may be understated (e.g., stETH).

CoinGecko	Santiment	DefiLlama	CoinMarketCap	Laevidas
L2Beat	Google Finance	TradingView	Deribit	WorldCoinIndex
Cryptorank	Investing.com	NFT Price Floor	CryptoSlate	