






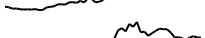





Crypto Leaderboard

Rank	Name	Ticker	Price	24h	7d	30d	24h Vol \$m	MC \$m	1-Year Chart
1	Bitcoin	BTC	\$64,830	-2%	-1%	5%	37,725	1,278,048	
2	Ethereum	ETH	\$3,201	-4%	1%	-6%	19,008	384,577	
3	Tether	USDT	\$1.00	0%	0%	0%	49,901	114,467	
4	BNB	BNB	\$573	-2%	0%	-1%	821	83,614	
5	Solana	SOL	\$171	-6%	-1%	11%	3,663	79,396	
6	XRP Ledger	XRP	\$0.61	-6%	2%	26%	2,146	34,227	
7	USD Coin	USDC	\$1.00	0%	0%	0%	8,454	33,233	
8	Lido stETH	STETH	\$3,199	-4%	0%	-7%	70	31,478	
9	Dogecoin	DOGE	\$0.12	-4%	-3%	-3%	725	17,563	
10	Toncoin	TON	\$6.85	1%	4%	-15%	280	17,231	

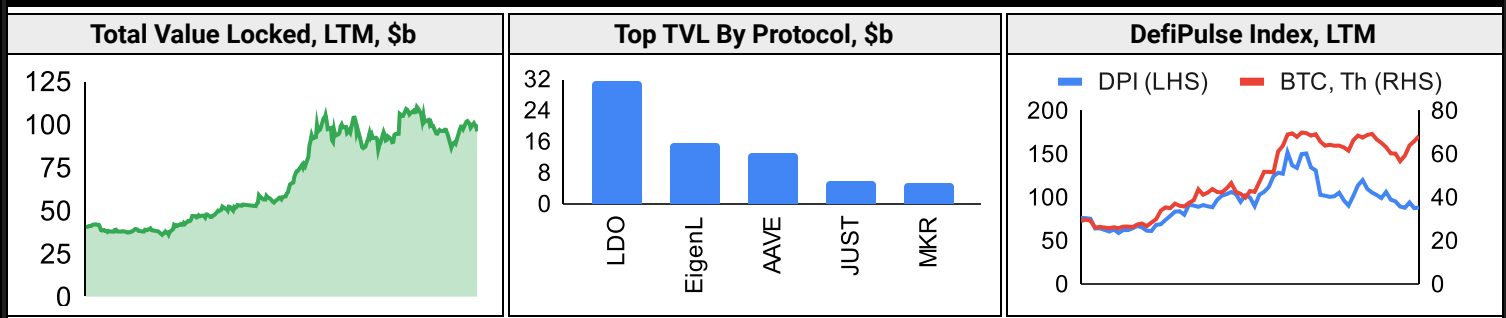
Top & Bottom Performers - Top 100 Tokens

24h		7 Days		30 Days		90 Days		365 Days	
AAVE	8%	AAVE	24%	OM	40%	BRETT	193%	BONK	7091%
KAS	2%	KAS	17%	HNT	29%	KAS	84%	OM	5050%
QNT	1%	BCH	16%	XRP	26%	ENS	55%	PEPE	770%
TON	1%	BSV	16%	AAVE	26%	OM	55%	JASMY	642%
ENS	-7%	ICP	-11%	UNI	-20%	SEI	-44%	XLM	-31%
BONK	-7%	SEI	-11%	ENS	-21%	OP	-45%	QNT	-33%
RUNE	-8%	MNT	-14%	FLR	-26%	TIA	-47%	ATOM	-33%
WIF	-12%	WIF	-19%	FTM	-29%	FET	-48%	ARB	-42%

Category Performance

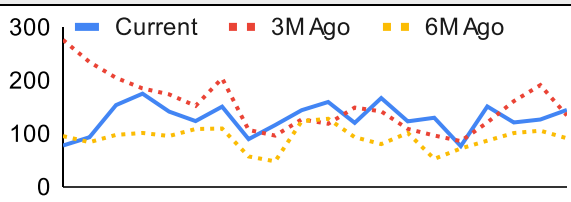
Category	7d	30d	90d	180d	365d	Ecosystem	7d	30d	90d	180d	365d
Currency	4%	5%	-13%	10%	27%	Tron	-3%	-5%	-12%	16%	58%
Privacy	1%	3%	-15%	-4%	-9%	Solana	1%	-6%	-24%	-7%	146%
Smart Contract	1%	-1%	-25%	-4%	71%	Avalanche	1%	-6%	-16%	-4%	37%
IoT/Data/Comp.	-1%	-2%	-26%	0%	85%	Ethereum	4%	-8%	-16%	-16%	6%
Lending	-1%	-4%	-5%	23%	70%	Polygon	0%	-8%	-26%	-9%	31%
CEXs	-5%	-6%	-15%	8%	36%	Cosmos	-3%	-8%	-32%	-2%	119%
Other DeFi	-5%	-7%	-20%	-12%	35%	BSC	-3%	-11%	-27%	0%	58%
Meme	-5%	-8%	-23%	120%	154%	Polkadot	-2%	-12%	-36%	-8%	22%
DEX	-1%	-9%	-24%	-13%	88%						
Gaming/Entertai	-1%	-10%	-35%	-22%	52%						
Scaling	-4%	-14%	-42%	-34%	17%						

DeFi

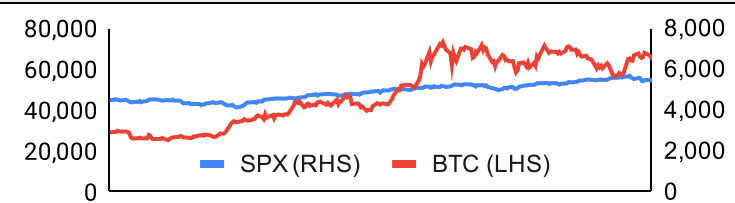


Trading Volume

Aggregate Volumes by Product, \$b					Top Derivatives Exchanges, \$m and bps					Top Spot Exchanges, \$m		
Product	1d	7d	30d	O/I	Exchange	1d Vol	O/I	Mkr	Tkr	Exchange	Score	1d Vol
Spot	33	212.87	978.35	n/a	Binance	52,019	18,615	2.0	4.0	Binance	9.9	15,684
Perpetuals	139	852	3,810	584	Bybit	21,232	12,647	2.0	5.5	Coinbase	8.2	2,087
Futures	1	5	17	1	OKX	23,532	6,268	2.0	5.0	OKX	7.8	2,051
Options	2	14	58	n/a	Bitget	17,522	9,841	2.0	6.0	Bybit	7.6	5,021

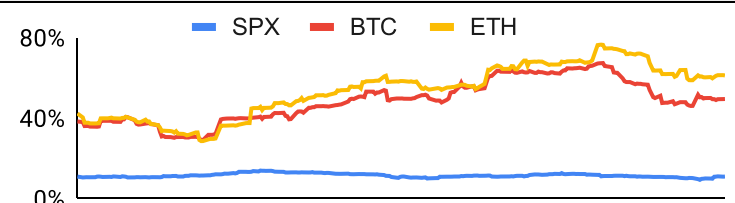
Daily Spot Volume, Top 100 Tokens Last 20d, \$b				Top Volume, 1d, \$m		Top Volume, %20d Avg		Low Volume, %20d Avg	
				USDT	58,432	METH	249%	GT	17%
				BTC	36,508	KAS	215%	LEO	24%
				ETH	19,082	AAVE	205%	RETH	33%
				FDUSD	7,334	FDUSD	184%	OM	56%
				USDC	6,632	EGLD	144%	SHIB	58%

Traditional Finance

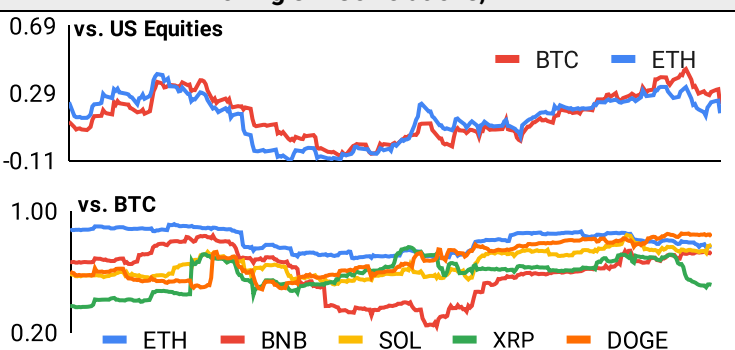
Global Equity Markets							SPX vs. BTC, LTM				
	US	USGrwth	UK	Germany	Japan	HK					
1D	2%	3%	1%	0%	3%	0%					
7D	2%	2%	3%	0%	3%	0%					
90D	9%	11%	5%	4%	4%	-7%					
365D	22%	24%	15%	10%	16%	-19%					

10-Year Treasury Yields							Commodities & FX					
	US	Brazil	UK	Germany	Japan	HK		WTI	Gas	Gold	USD/EUR	USD/JPY
Last	4.02%	11.94%	3.95%	2.28%	1.04%	3.04%	Last	78.3	2.07	2,498	0.93	150.3
1d Chg	-0.08	-0.05	-0.02	-0.02	0.00	-0.06	1d % Chg	0.5%	1.5%	1.0%	0.2%	0.2%

Volatility

Annualized Volatility							Rolling 3M Annualized Volatility, LTM			
	BTC	ETH	BNB	SOL	XRP	DOGE				
30D	48%	57%	62%	90%	85%	88%				
90D	44%	59%	51%	80%	57%	78%				
180D	54%	63%	64%	85%	66%	107%				
365D	49%	55%	54%	91%	59%	85%				

Correlations

Intra-Crypto Correlations, LTM							Rolling 3M Correlations, LTM				
	BTC	ETH	BNB	SOL	XRP	DOGE					
BTC											
ETH	0.79										
BNB	0.58	0.56									
SOL	0.66	0.58	0.45								
XRP	0.60	0.57	0.40	0.48							
DOGE	0.74	0.65	0.46	0.54	0.57						

Stablecoins

Stablecoin Market Size and Volume, \$m					Stablecoin Dominance (LHS) & Market Cap \$b (RHS), LTM	
Ticker	Price	1d Vol	20d Avg Vol	Market Cap		
USDT	1.00	58,432	54,891	114,431		
USDC	1.00	6,632	5,910	33,235		
DAI	1.00	95	125	5,348		
USDe	1.00	115	72	3,198		
USDD	1.00	7	6	741		
FRAX	1.00	23	14	647		

Ethereum Mainnet & Layer 2s

Mainnet & Layer 2 Transactions (m/day) and L2 TVL (\$m)					Transactions (m/day), Rolling 90-Day Average, LTM	
Network	1d	30d Avg	TVL	Tech Type		
Xai	9.1	9.6				
Base	3.7	3.6		Optimistic Rollup		
Proof of Play	1.9	2.3				
Arbitrum One	1.8	1.9		Optimistic Rollup		
Taiko	1.4	1.3		Optimistic Rollup		
Ethereum	1.2	1.1	-	mainnet		
Linea	0.6	1.1		ZK Rollup		
Blast	0.7	0.6		Optimistic Rollup		
Immutable X	1.1	0.5		Validium		
OP Mainnet	0.4	0.5		Optimistic Rollup		

Layer 2 Token Performance & Market Cap (\$b)					
	MATIC	IMX	STX	MNT	ARB
24h Return	-3%	-4%	-5%	-5%	-4%
Market Cap	5.0	2.7	2.5	2.4	830.4

NFTs and DAOs

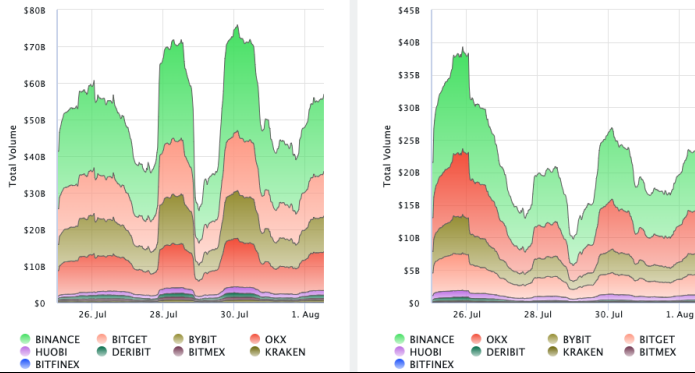
NFT Collection Stats (\$; Volume, MC in \$m)						DAO Treasury Amount (\$m) and Composition					
Collection	Floor	% Listed	3M Ret.	3M Vol	Market Cap	DAO	Treasury	Stables	BTC/ETH	Own Tokens	Other
CryptoPunks	78,976	12%	-33%	58,262	790	Mantle	2,892	2%	24%	73%	1%
Bored Ape Yacht C	30,720	3%	-30%	97,536	307	Uniswap	2,852	0%	0%	100%	0%
Pudgy Penguins	30,445	3%	-14%	85,303	271	Arbitrum	2,087	0%	2%	98%	0%
Autoglyphs	368,004	1%	-34%	0	188	ENS	1,771	0%	0%	92%	8%
Milady Maker	15,680	5%	0%	64,241	157	Optimism	1,207	0%	0%	100%	0%
Azuki	11,936	2%	-23%	59,000	119	Ethereum	981	0%	100%	0%	0%
Chromie Squiggle	11,808	2%	-32%	2,132	118	Golem	474	0%	91%	9%	0%
Fidenza by Tyler H	102,017	3%	-30%	1,464	102	Gnosis	439	6%	28%	42%	24%
Mutant Ape Yacht	4,959	3%	-39%	65,845	97	Merit Circle	377	6%	2%	90%	2%
Mad Lads	9,438	4%	-36%	21,348	94	Maker	353	16%	0%	84%	0%

Crypto News

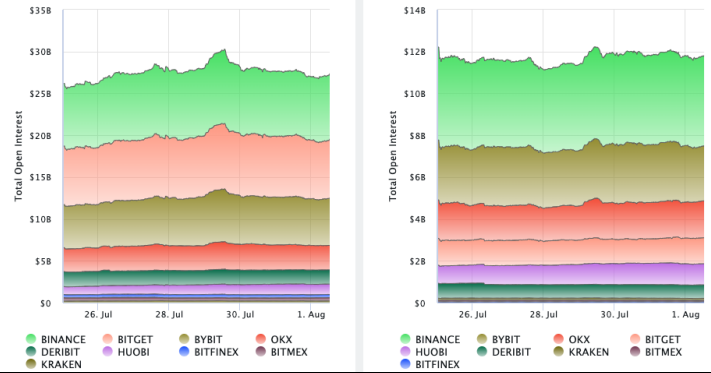
- [Bitcoin Tumbles Below \\$65K Post-FOMC as Middle East Tensions Flare - CoinDesk](#)
- [Trump Likes the Idea of a Federal Bitcoin Reserve. Don't Laugh. - Bloomberg](#)
- [Bitcoin traders see \\$63K sweep with FOMC, BTC price monthly close next - Cointelegraph](#)
- [Fed Holds Policy Steady, Expresses More Caution Than Expected on September Rate Cut - CoinDesk](#)
- [Michael Saylor predicts Bitcoin could hit \\$49 million by 2045 - TheStreet](#)
- [Fidelity International lists bitcoin ETP on London Stock Exchange - The Block](#)
- [Patched IBC bug strikes Terra chain - Blockworks](#)
- [Tether reports net profit of \\$5.2B in H1 2024 - Blockworks](#)
- [Compound considers fee redistribution after \\$24M COMP truce - Blockworks](#)

Crypto Futures

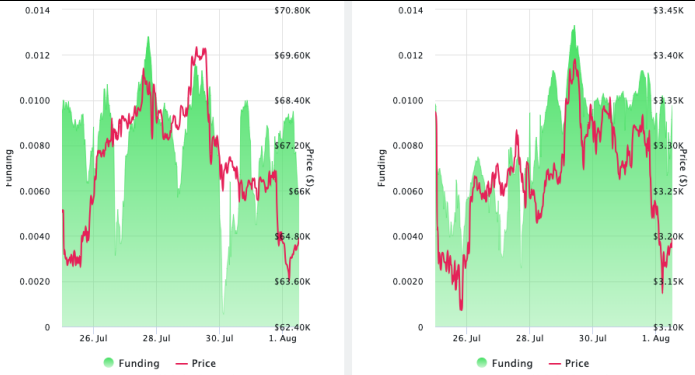
Futures Volume (BTC LHS ; ETH RHS), 1d



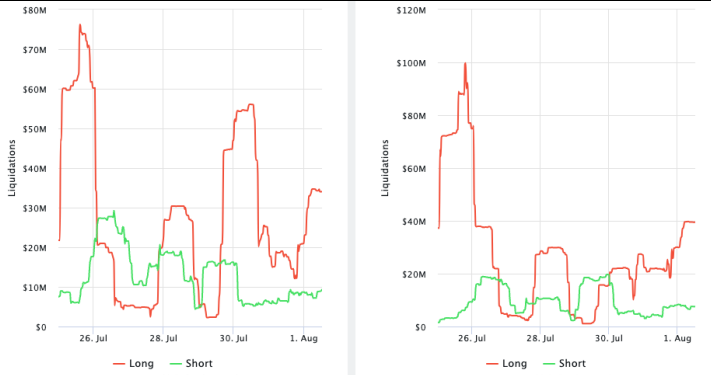
Futures Open Interest (BTC LHS ; ETH RHS)



OI Weighted Funding Rate (BTC LHS ; ETH RHS), 1d

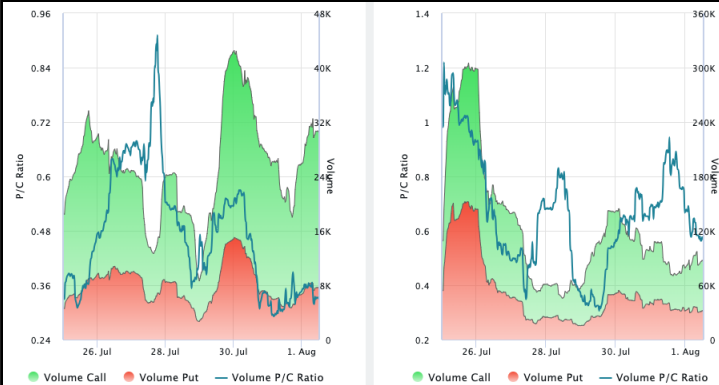


Liquidations (BTC LHS ; ETH RHS), 1d

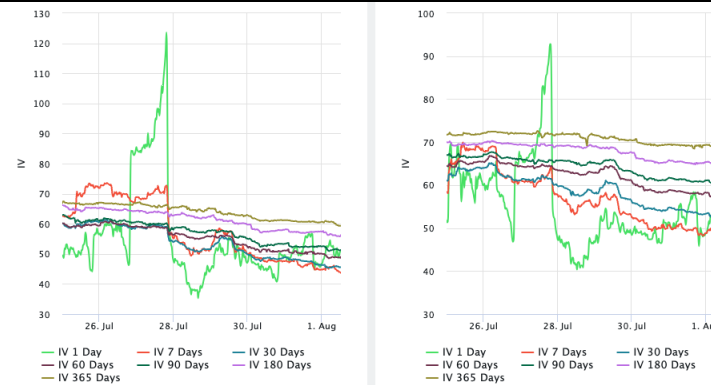


Crypto Options

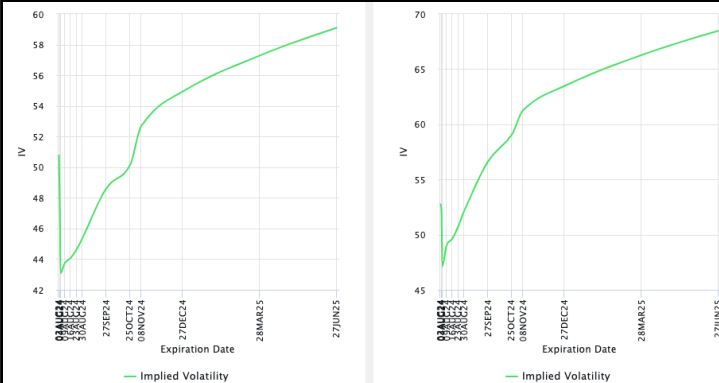
Options Volume & Put/Call Ratio (BTC LHS ; ETH RHS), 1d



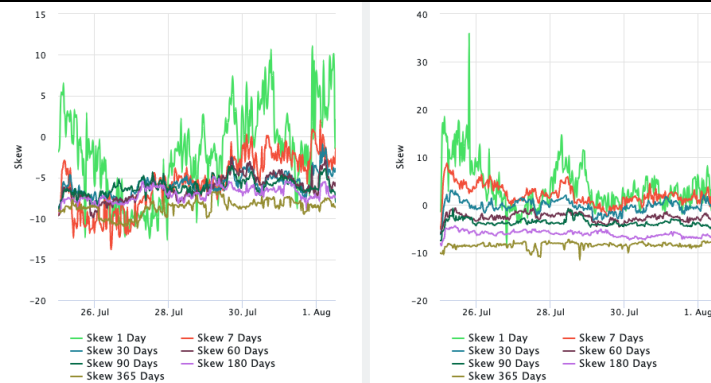
ATM Implied Volatility (BTC LHS ; ETH RHS)



ATM Implied Vol Term Structure (BTC LHS ; ETH RHS)



25 Delta Skew (BTC LHS ; ETH RHS)





August 1, 2024

About GSR

GSR has over a decade of extensive experience in the crypto market, serving as a trusted liquidity provider and active, multi-stage investor. Our suite of services includes OTC Trading, Derivatives, and Market Making. GSR is actively involved in every major sector of the digital asset ecosystem, working with token issuers, institutional investors, miners, and leading trading venues.

For more information or if we can help with anything, please see gsr.io or contact us at gsr@gsr.io.

Follow GSR for more content: [Twitter](#) [Telegram](#) [LinkedIn](#)

Authors

Brian Rudick, Senior Strategist [Twitter](#) [Telegram](#)

Required Disclosures

This material is provided by GSR (the "Firm") solely for informational purposes, is intended only for sophisticated, institutional investors and does not constitute an offer or commitment, a solicitation of an offer or commitment, or any advice or recommendation, to enter into or conclude any transaction (whether on the terms shown or otherwise), or to provide investment services in any state or country where such an offer or solicitation or provision would be illegal. The Firm is not and does not act as an advisor or fiduciary in providing this material. GSR is not authorised or regulated in the UK by the Financial Conduct Authority. The protections provided by the UK regulatory system will not be available to you. Specifically, information provided herein is intended for institutional persons only and is not suitable for retail persons in the United Kingdom, and no solicitation or recommendation is being made to you in regards to any products or services.

This material is not a research report, and not subject to any of the independence and disclosure standards applicable to research reports prepared pursuant to FINRA or CFTC research rules. This material is not independent of the Firm's proprietary interests, which may conflict with the interests of any counterparty of the Firm. The Firm trades instruments discussed in this material for its own account, may trade contrary to the views expressed in this material, and may have positions in other related instruments.

Information contained herein is based on sources considered to be reliable, but is not guaranteed to be accurate or complete. Any opinions or estimates expressed herein reflect a judgment made by the author(s) as of the date of publication, and are subject to change without notice. Trading and investing in digital assets involves significant risks including price volatility and illiquidity and may not be suitable for all investors. The Firm is not liable whatsoever for any direct or consequential loss arising from the use of this material. Copyright of this material belongs to GSR. Neither this material nor any copy thereof may be taken, reproduced or redistributed, directly or indirectly, without prior written permission of GSR

Notes & Sources

All options data is based on Deribit and derivatives graphics are from Laevidas. Market returns are based on price returns for the following ETFs: VOO, QQQ, EWU, EWG, EWJ, and EWH. Onchain volumes are not considered and thus certain token volumes may be understated (e.g., stETH).

CoinGecko	Santiment	DefiLlama	CoinMarketCap	Laevidas
L2Beat	Google Finance	TradingView	Deribit	WorldCoinIndex
Cryptorank	Investing.com	NFT Price Floor	CryptoSlate	