











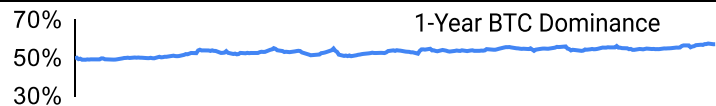
Crypto Leaderboard

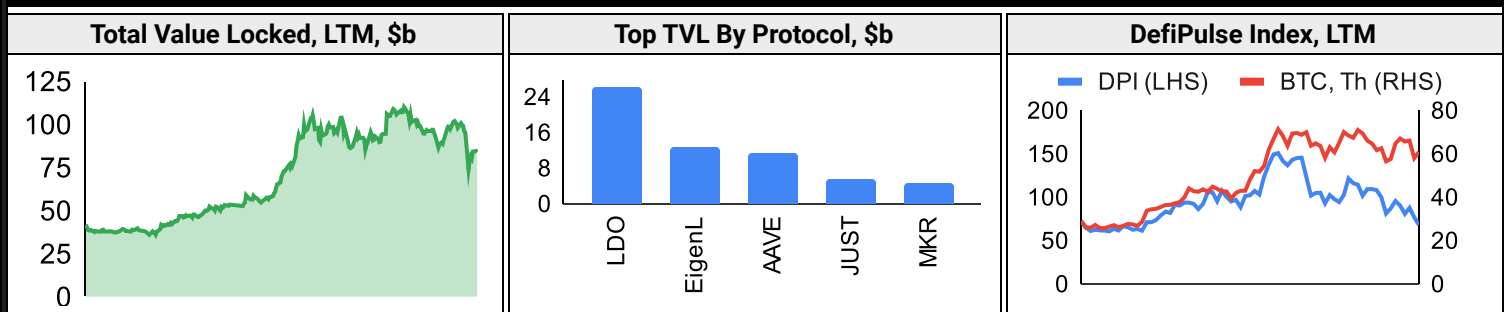
Rank	Name	Ticker	Price	24h	7d	30d	24h Vol \$m	MC \$m	1-Year Chart
1	Bitcoin	BTC	\$59,555	-1%	6%	-2%	25,373	1,175,586	
2	Ethereum	ETH	\$2,654	-1%	8%	-18%	16,683	319,088	
3	Tether	USDT	\$1.00	0%	0%	0%	39,490	115,726	
4	BNB	BNB	\$518	-1%	7%	-5%	758	75,679	
5	Solana	SOL	\$146	-2%	1%	-1%	3,203	68,215	
6	USD Coin	USDC	\$1.00	0%	0%	0%	7,838	34,572	
7	XRP Ledger	XRP	\$0.57	0%	13%	9%	1,363	32,094	
8	Lido stETH	STETH	\$2,652	-1%	8%	-19%	61	25,951	
9	Toncoin	TON	\$6.32	-3%	10%	-15%	465	15,927	
10	Dogecoin	DOGE	\$0.11	-1%	9%	-9%	742	15,275	

Top & Bottom Performers - Top 100 Tokens

24h		7 Days		30 Days		90 Days		365 Days	
SATS	12%	SUI	57%	HNT	112%	BRETT	144%	BONK	5796%
MKR	6%	HNT	50%	SUI	17%	HNT	42%	OM	3968%
AKT	3%	APT	26%	XRP	9%	KAS	35%	SOL	481%
EOS	3%	SEI	18%	WBT	7%	OM	29%	PEPE	473%
OP	-6%	AAVE	-8%	DOT	-29%	HBAR	-52%	MATIC	-39%
WIF	-6%	OM	-9%	FTM	-29%	GRT	-53%	ATOM	-42%
SEI	-6%	NOT	-10%	FET	-33%	FTM	-54%	LDO	-43%
SUI	-13%	FLR	-11%	LDO	-40%	FET	-63%	ARB	-50%

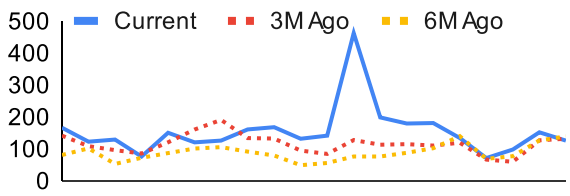
Category Performance

Category	7d	30d	90d	180d	365d	Ecosystem	7d	30d	90d	180d	365d
Currency	10%	-3%	-20%	-10%	17%	Tron	4%	-13%	-16%	-3%	49%
Privacy	11%	-3%	-15%	-8%	-11%	Cosmos	7%	-14%	-41%	-25%	64%
IoT/Data/Comp.	6%	-9%	-33%	-32%	60%	Solana	6%	-15%	-36%	-25%	81%
CEXs	0%	-11%	-23%	-4%	29%	Ethereum	6%	-18%	-27%	-39%	-13%
Smart Contract	5%	-11%	-35%	-28%	45%	BSC	3%	-18%	-36%	-28%	30%
DEX	8%	-15%	-34%	-34%	43%	Avalanche	4%	-19%	-30%	-30%	13%
Meme	4%	-17%	-37%	59%	95%	Polygon	2%	-19%	-39%	-35%	5%
Other DeFi	3%	-19%	-30%	-30%	20%	Polkadot	2%	-21%	-45%	-36%	-1%
Lending	5%	-19%	-22%	-4%	50%						
Gaming/Entertai	4%	-20%	-45%	-45%	-8%						
Scaling	4%	-23%	-50%	-56%	-5%						

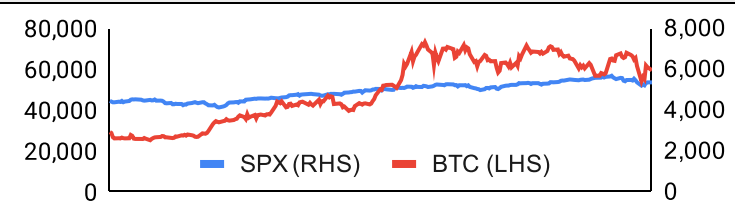
DeFi


Trading Volume

Aggregate Volumes by Product, \$b					Top Derivatives Exchanges, \$m and bps					Top Spot Exchanges, \$m		
Product	1d	7d	30d	O/I	Exchange	1d Vol	O/I	Mkr	Tkr	Exchange	Score	1d Vol
Spot	31	366.79	1050	n/a	Binance	45,474	13,942	2.0	4.0	Binance	9.9	12,512
Perpetuals	128	1,380	4,100	795	Bybit	19,781	9,135	2.0	5.5	Coinbase	8.2	1,762
Futures	0	7	20	1	OKX	18,828	4,783	2.0	5.0	OKX	7.8	1,864
Options	1	12	62	n/a	Bitget	17,179	7,303	2.0	6.0	Bybit	7.6	4,732

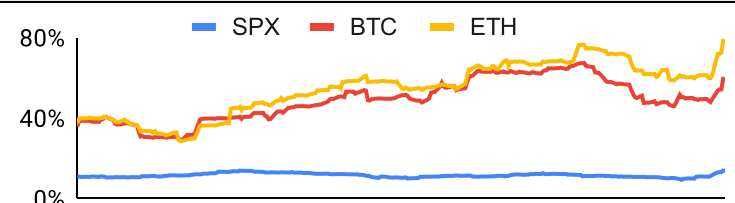
Daily Spot Volume, Top 100 Tokens Last 20d, \$b				Top Volume, 1d, \$m		Top Volume, %20d Avg		Low Volume, %20d Avg	
				USDT	52,937	SUI	227%	EZETH	38%
				BTC	30,441	HNT	168%	RSETH	43%
				ETH	17,991	PYUSD	149%	CRO	43%
				USDC	6,263	AKT	137%	FLR	45%
				FDUSD	4,930	RETH	123%	STETH	48%

Traditional Finance

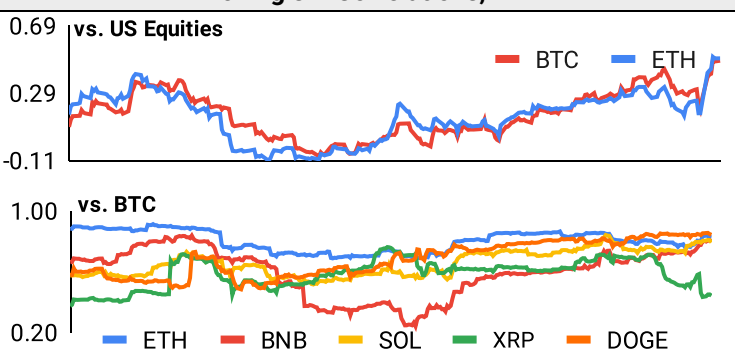
Global Equity Markets							SPX vs. BTC, LTM				
	US	USGrwth	UK	Germany	Japan	HK					
1D	0%	0%	0%	0%	1%	0%					
7D	3%	4%	3%	2%	4%	1%					
90D	2%	1%	-1%	-5%	-3%	-10%					
365D	21%	24%	14%	10%	9%	-13%					

10-Year Treasury Yields							Commodities & FX					
	US	Brazil	UK	Germany	Japan	HK	Last	WTI	Gas	Gold	USD/EUR	USD/JPY
Last	3.87%	11.44%	3.92%	2.19%	0.85%	2.91%	Last	78.8	2.19	2,508	0.91	147.0
1d Chg	-0.04	-0.10	0.00	-0.04	0.01	-0.06	1d % Chg	-1.6%	0.0%	0.2%	-0.3%	-0.1%

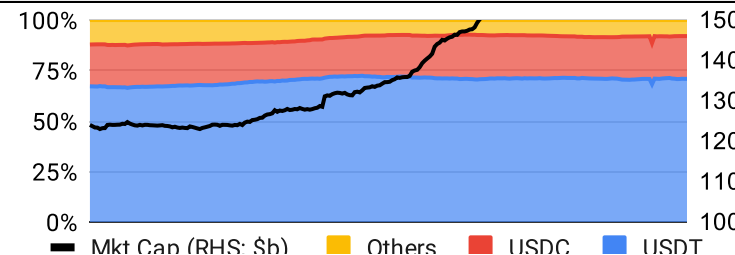
Volatility

Annualized Volatility							Rolling 3M Annualized Volatility, LTM				
	BTC	ETH	BNB	SOL	XRP	DOGE					
30D	70%	90%	67%	102%	104%	93%					
90D	52%	73%	59%	87%	73%	81%					
180D	58%	69%	67%	91%	74%	111%					
365D	52%	60%	56%	94%	63%	88%					

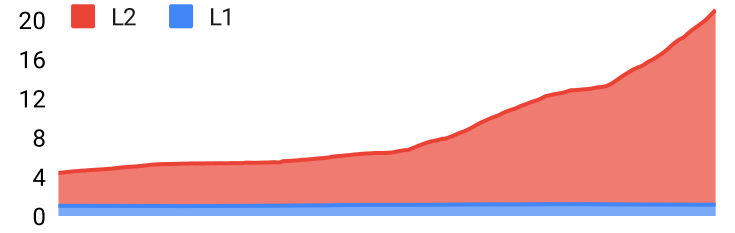
Correlations

Intra-Crypto Correlations, LTM							Rolling 3M Correlations, LTM				
	BTC	ETH	BNB	SOL	XRP	DOGE					
BTC											
ETH	0.80										
BNB	0.61	0.60									
SOL	0.68	0.60	0.48								
XRP	0.57	0.53	0.40	0.47							
DOGE	0.75	0.67	0.49	0.56	0.56						

Stablecoins

Stablecoin Market Size and Volume, \$m					Stablecoin Dominance (LHS) & Market Cap \$b (RHS), LTM	
Ticker	Price	1d Vol	20d Avg Vol	Market Cap		
USDT	1.00	52,937	64,257	115,719		
USDC	1.00	6,263	7,411	34,558		
DAI	1.00	111	154	5,348		
USDe	1.00	84	110	3,170		
USDD	1.00	7	7	742		
PYUSD	1.00	33	22	740		

Ethereum Mainnet & Layer 2s

Mainnet & Layer 2 Transactions (m/day) and L2 TVL (\$m)					Transactions (m/day), Rolling 90-Day Average, LTM	
Network	1d	30d Avg	TVL	Tech Type		
Xai	10.1	10.1				
Base	3.9	3.7		Optimistic Rollup		
Proof of Play	1.9	2.0				
Arbitrum One	2.1	1.9		Optimistic Rollup		
Taiko	1.6	1.3		Optimistic Rollup		
Ethereum	1.1	1.1	-	mainnet		
Linea	0.4	0.8		ZK Rollup		
Immutable X	1.0	0.8		Validium		
Blast	0.9	0.7		Optimistic Rollup		
Mantle	0.5	0.5		Optimium		

Layer 2 Token Performance & Market Cap (\$b)					
	MATIC	IMX	STX	MNT	ARB
24h Return	-3%	+0.01%	+0.29%	-4%	-2%
Market Cap	4.1	2.3	2.2	2.0	730.6

NFTs and DAOs

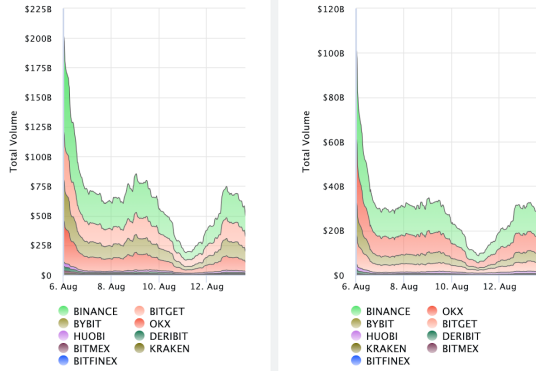
NFT Collection Stats (\$; Volume, MC in \$m)						DAO Treasury Amount (\$m) and Composition					
Collection	Floor	% Listed	3M Ret.	3M Vol	Market Cap	DAO	Treasury	Stables	BTC/ETH	Own Tokens	Other
CryptoPunks	58,183	12%	-45%	55,253	582	Uniswap	2,448	0%	0%	100%	0%
Bored Ape Yacht C	26,043	3%	-25%	84,407	260	Mantle	2,442	2%	24%	72%	1%
Pudgy Penguins	22,902	3%	-21%	77,531	204	Arbitrum	1,871	0%	2%	98%	0%
Autoglyphs	303,473	1%	-32%	0	155	ENS	1,426	0%	0%	92%	8%
Azuki	10,661	2%	-22%	46,699	107	Optimism	1,022	0%	0%	100%	0%
Milady Maker	10,342	5%	0%	67,043	103	Ethereum	814	0%	100%	0%	0%
Mutant Ape Yacht	4,428	3%	-34%	52,923	86	Golem	395	0%	89%	11%	0%
Chromie Squiggle	8,549	2%	-37%	1,876	85	Gnosis	372	6%	28%	43%	24%
Mad Lads	7,368	4%	-17%	19,962	73	Maker	303	18%	0%	82%	0%
NodeMonkes	7,002	16%	-56%	35,680	70	Merit Circle	267	8%	1%	90%	1%

Crypto News

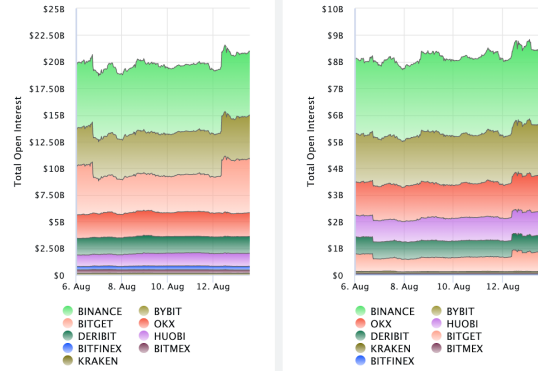
- [Celsius sues Tether, seeking \\$3.5B over Bitcoin collateral sell-off - Cointelegraph](#)
- [First Mover Americas: BTC Slides Ahead of Busy Data Week - CoinDesk](#)
- [MakerDAO Mulls Offboarding WBTC Amid Wrapped Bitcoin Restructure - - The Defiant - DeFi News](#)
- [Marathon Digital Now Stamps All Bitcoin Mined In America as "Made in USA" - Bitcoin Magazine](#)
- [Bitcoin miners record lowest daily revenue of 2024 - Cointelegraph](#)
- [Polymarket to provide AI news summaries with Perplexity AI partnership - Blockworks](#)
- [Zora launches onchain NFT secondary markets with Uniswap - Blockworks](#)
- [Tokenized Asset Issuer Backed to Offer Crypto RWAs in LatAm with eNor Securities - CoinDesk](#)
- [Asset Manager Grayscale Introduces Crypto Fund for MakerDAO's MKR - CoinDesk](#)

Crypto Futures

Futures Volume (BTC LHS ; ETH RHS), 1d



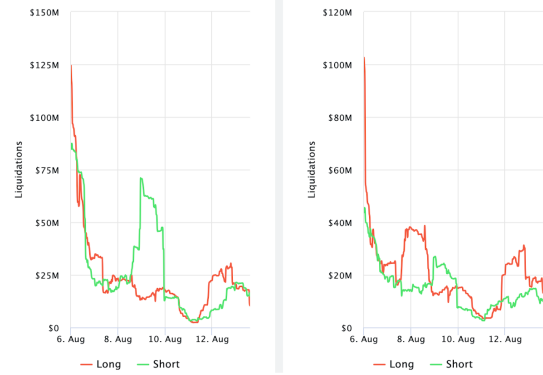
Futures Open Interest (BTC LHS ; ETH RHS)



OI Weighted Funding Rate (BTC LHS ; ETH RHS), 1d

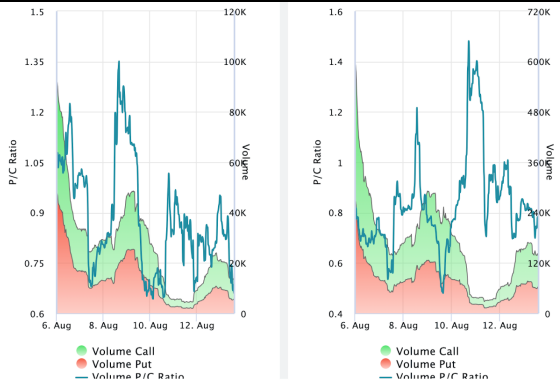


Liquidations (BTC LHS ; ETH RHS), 1d

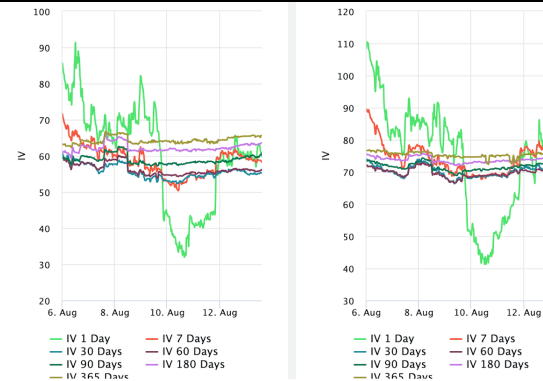


Crypto Options

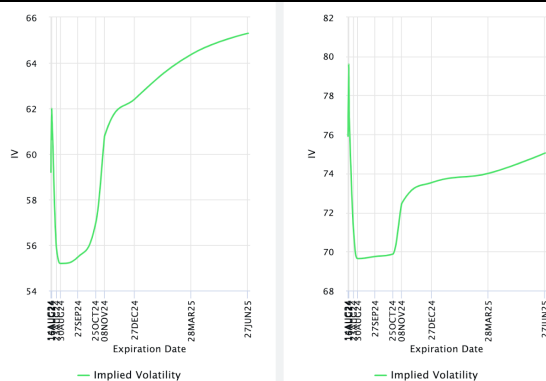
Options Volume & Put/Call Ratio (BTC LHS ; ETH RHS), 1d



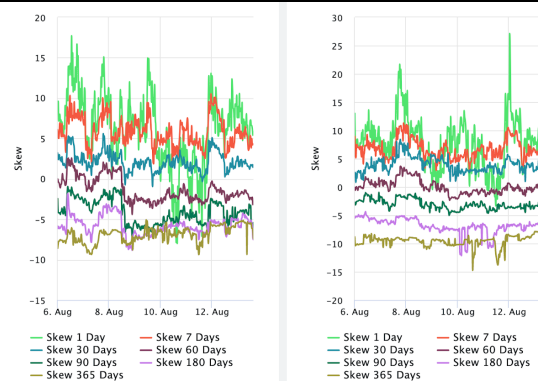
ATM Implied Volatility (BTC LHS ; ETH RHS)



ATM Implied Vol Term Structure (BTC LHS ; ETH RHS)



25 Delta Skew (BTC LHS ; ETH RHS)





August 13, 2024

About GSR

GSR has over a decade of extensive experience in the crypto market, serving as a trusted liquidity provider and active, multi-stage investor. Our suite of services includes OTC Trading, Derivatives, and Market Making. GSR is actively involved in every major sector of the digital asset ecosystem, working with token issuers, institutional investors, miners, and leading trading venues.

For more information or if we can help with anything, please see gsr.io or contact us at gsr@gsr.io.

Follow GSR for more content: [Twitter](#) [Telegram](#) [LinkedIn](#)

Authors

Brian Rudick, Senior Strategist	Twitter	Telegram
Thomas Bautista, Research Analyst	Twitter	Telegram

Required Disclosures

This material is provided by GSR (the "Firm") solely for informational purposes, is intended only for sophisticated, institutional investors and does not constitute an offer or commitment, a solicitation of an offer or commitment, or any advice or recommendation, to enter into or conclude any transaction (whether on the terms shown or otherwise), or to provide investment services in any state or country where such an offer or solicitation or provision would be illegal. The Firm is not and does not act as an advisor or fiduciary in providing this material. GSR is not authorised or regulated in the UK by the Financial Conduct Authority. The protections provided by the UK regulatory system will not be available to you. Specifically, information provided herein is intended for institutional persons only and is not suitable for retail persons in the United Kingdom, and no solicitation or recommendation is being made to you in regards to any products or services.

This material is not a research report, and not subject to any of the independence and disclosure standards applicable to research reports prepared pursuant to FINRA or CFTC research rules. This material is not independent of the Firm's proprietary interests, which may conflict with the interests of any counterparty of the Firm. The Firm trades instruments discussed in this material for its own account, may trade contrary to the views expressed in this material, and may have positions in other related instruments.

Information contained herein is based on sources considered to be reliable, but is not guaranteed to be accurate or complete. Any opinions or estimates expressed herein reflect a judgment made by the author(s) as of the date of publication, and are subject to change without notice. Trading and investing in digital assets involves significant risks including price volatility and illiquidity and may not be suitable for all investors. The Firm is not liable whatsoever for any direct or consequential loss arising from the use of this material. Copyright of this material belongs to GSR. Neither this material nor any copy thereof may be taken, reproduced or redistributed, directly or indirectly, without prior written permission of GSR

Notes & Sources

All options data is based on Deribit and derivatives graphics are from Laevidas. Market returns are based on price returns for the following ETFs: VOO, QQQ, EWU, EWG, EWJ, and EWH. Onchain volumes are not considered and thus certain token volumes may be understated (e.g., stETH).

CoinGecko	Santiment	DefiLlama	CoinMarketCap	Laevidas
L2Beat	Google Finance	TradingView	Deribit	WorldCoinIndex
Cryptorank	Investing.com	NFT Price Floor	CryptoSlate	