











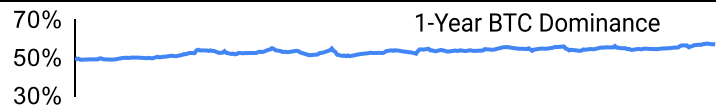
Crypto Leaderboard

Rank	Name	Ticker	Price	24h	7d	30d	24h Vol \$m	MC \$m	1-Year Chart
1	Bitcoin	BTC	\$59,349	0%	8%	-9%	31,658	1,171,037	
2	Ethereum	ETH	\$2,651	0%	13%	-24%	17,512	318,362	
3	Tether	USDT	\$1.00	0%	0%	0%	42,117	116,271	
4	BNB	BNB	\$521	1%	10%	-11%	824	75,781	
5	Solana	SOL	\$146	0%	1%	-8%	3,254	68,493	
6	USD Coin	USDC	\$1.00	0%	0%	0%	6,735	34,539	
7	XRP Ledger	XRP	\$0.57	0%	-5%	6%	1,403	32,074	
8	Lido stETH	STETH	\$2,649	0%	16%	-22%	35	25,914	
9	Toncoin	TON	\$6.89	9%	27%	-9%	824	17,379	
10	Dogecoin	DOGE	\$0.10	-2%	7%	-18%	588	14,895	

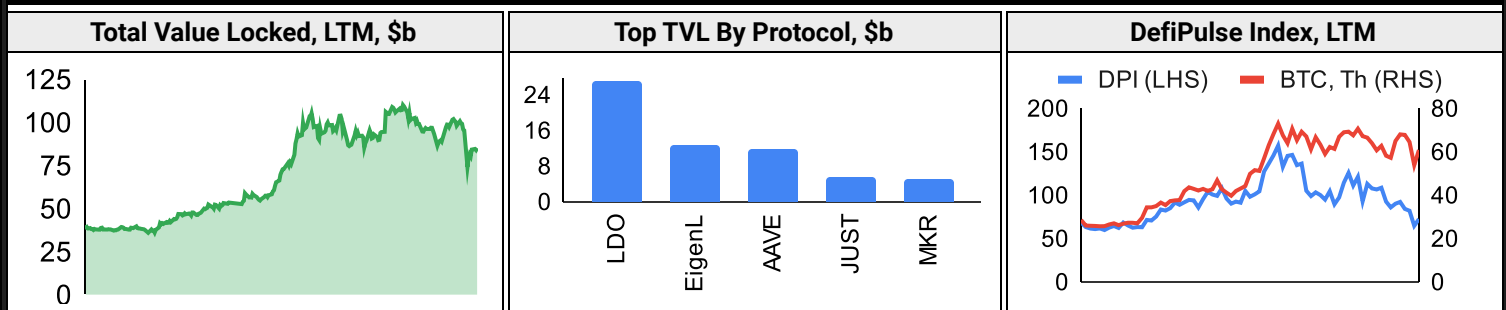
Top & Bottom Performers - Top 100 Tokens

24h		7 Days		30 Days		90 Days		365 Days	
TON	9%	HNT	53%	HNT	83%	BRETT	122%	BONK	5876%
AAVE	8%	SUI	45%	WBT	8%	HNT	57%	OM	4406%
RUNE	6%	APT	31%	XRP	6%	NOT	54%	PEPE	534%
NOT	6%	TIA	30%	SUI	6%	OM	40%	SOL	513%
JASMY	-4%	FLR	-3%	GRT	-36%	GRT	-53%	QNT	-37%
AKT	-4%	DOT	-3%	BRETT	-37%	FTM	-54%	LDO	-39%
WIF	-4%	XLM	-4%	FET	-39%	AKT	-54%	ATOM	-41%
SUI	-5%	XRP	-5%	LDO	-42%	FET	-62%	ARB	-50%

Category Performance

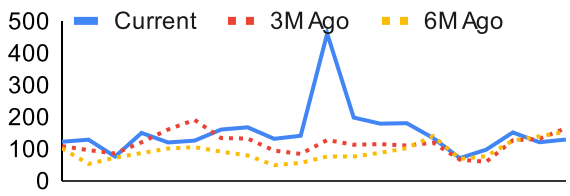
Category	7d	30d	90d	180d	365d	Ecosystem	7d	30d	90d	180d	365d
Currency	7%	-8%	-19%	-11%	20%	Tron	5%	-12%	-14%	-6%	51%
CEXs	9%	-10%	-18%	-2%	34%	Cosmos	12%	-18%	-40%	-25%	73%
Smart Contract	9%	-16%	-34%	-27%	53%	BSC	7%	-22%	-34%	-28%	38%
IoT/Data/Comp.	10%	-16%	-33%	-32%	65%	Ethereum	10%	-23%	-27%	-40%	-9%
Privacy	-5%	-19%	-23%	-17%	-21%	Avalanche	9%	-23%	-29%	-29%	19%
DEX	12%	-19%	-33%	-33%	51%	Polygon	7%	-24%	-39%	-35%	11%
Other DeFi	4%	-24%	-28%	-31%	23%	Solana	1%	-25%	-39%	-26%	89%
Lending	10%	-25%	-21%	-5%	55%	Polkadot	4%	-27%	-46%	-37%	4%
Meme	6%	-25%	-37%	57%	99%						
Scaling	8%	-28%	-50%	-56%	-1%						
Gaming/Entertai	-1%	-30%	-49%	-50%	-32%						

DeFi

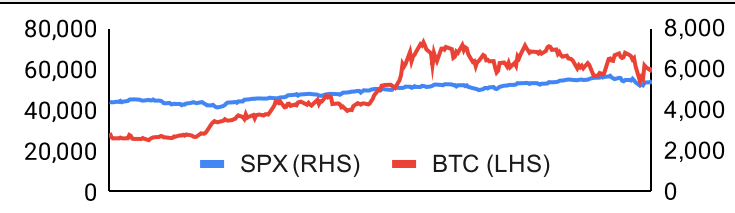


Trading Volume

Aggregate Volumes by Product, \$b					Top Derivatives Exchanges, \$m and bps				Top Spot Exchanges, \$m			
Product	1d	7d	30d	O/I	Exchange	1d Vol	O/I	Mkr	Tkr	Exchange	Score	1d Vol
Spot	33	262.56	1070	n/a	Binance	51,083	14,460	2.0	4.0	Binance	9.9	13,052
Perpetuals	140	1,030	4,170	758	Bybit	22,390	9,118	2.0	5.5	Coinbase	8.2	2,448
Futures	1	5	21	1	OKX	21,307	4,872	2.0	5.0	OKX	7.8	2,050
Options	2	12	61	n/a	Bitget	18,820	7,304	2.0	6.0	Bybit	7.6	5,087

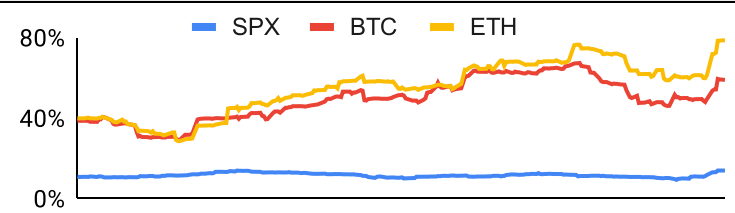
Daily Spot Volume, Top 100 Tokens Last 20d, \$b		Top Volume, 1d, \$m		Top Volume, %20d Avg		Low Volume, %20d Avg	
		USDT	55,160	HNT	206%	WEETH	13%
		BTC	32,145	TON	157%	RSETH	18%
		ETH	17,106	SUI	155%	STETH	30%
		USDC	6,382	LEO	150%	METH	30%
		FDUSD	4,843	PYUSD	150%	BRETT	51%

Traditional Finance

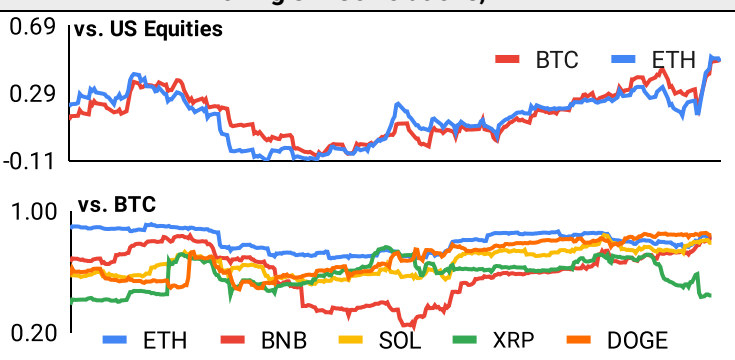
Global Equity Markets							SPX vs. BTC, LTM	
	US	USGrwth	UK	Germany	Japan	HK		
1D	2%	2%	1%	1%	3%	1%		
7D	4%	5%	4%	3%	7%	3%		
90D	3%	2%	0%	-5%	-1%	-10%		
365D	23%	26%	16%	11%	14%	-11%		

10-Year Treasury Yields							Commodities & FX					
	US	Brazil	UK	Germany	Japan	HK	Last	WTI	Gas	Gold	USD/EUR	USD/JPY
Last	3.82%	11.37%	3.85%	2.18%	0.82%	2.85%	Last	77.7	2.27	2,489	0.91	146.7
1d Chg	-0.03	-0.04	-0.04	0.00	0.01	-0.05	1d % Chg	-0.8%	5.5%	-0.7%	-0.4%	-0.1%

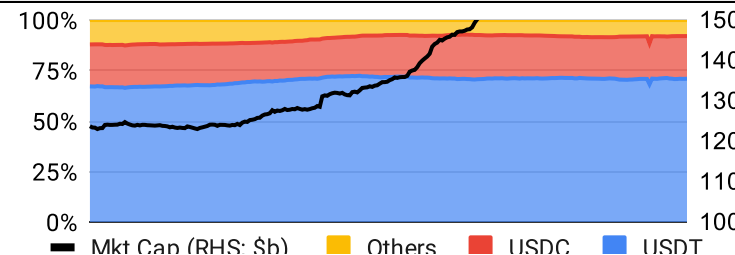
Volatility

Annualized Volatility							Rolling 3M Annualized Volatility, LTM		
	BTC	ETH	BNB	SOL	XRP	DOGE			
30D	66%	85%	61%	97%	103%	88%			
90D	52%	73%	59%	87%	73%	80%			
180D	59%	69%	67%	91%	74%	111%			
365D	52%	60%	56%	94%	63%	87%			

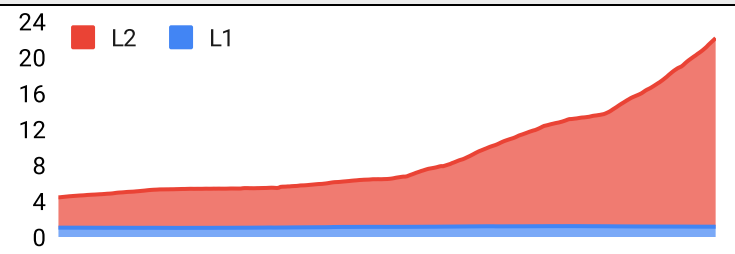
Correlations

Intra-Crypto Correlations, LTM							Rolling 3M Correlations, LTM	
	BTC	ETH	BNB	SOL	XRP	DOGE		
BTC								
ETH	0.80							
BNB	0.61	0.60						
SOL	0.68	0.60	0.48					
XRP	0.57	0.53	0.40	0.47				
DOGE	0.75	0.67	0.49	0.56	0.56			

Stablecoins

Stablecoin Market Size and Volume, \$m					Stablecoin Dominance (LHS) & Market Cap \$b (RHS), LTM	
Ticker	Price	1d Vol	20d Avg Vol	Market Cap		
USDT	1.00	55,160	63,441	116,226		
USDC	1.00	6,382	7,320	34,566		
DAI	1.00	108	149	5,346		
USDe	1.00	53	94	3,169		
PYUSD	1.00	35	23	758		
USDD	1.00	6	7	743		
						— Mkt Cap (RHS: \$b) ■ Others ■ USDC ■ USDT

Ethereum Mainnet & Layer 2s

Mainnet & Layer 2 Transactions (m/day) and L2 TVL (\$m)					Transactions (m/day), Rolling 90-Day Average, LTM	
Network	1d	30d Avg	TVL	Tech Type		
Xai	10.4	10.0				
Base	4.0	3.7		Optimistic Rollup		
Proof of Play	2.0	2.0				
Arbitrum One	1.8	2.0		Optimistic Rollup		
Taiko	1.7	1.4		Optimistic Rollup		
Ethereum	1.1	1.1	-	mainnet		
PlayBlock	1.2	1.1				
Immutable X	1.2	0.8		Validium		
Linea	0.4	0.8		ZK Rollup		
Blast	0.8	0.7		Optimistic Rollup		

Layer 2 Token Performance & Market Cap (\$b)					
	MATIC	IMX	STX	MNT	ARB
24h Return	-1%	+2.28%	+2.47%	+4.41%	-2%
Market Cap	4.1	2.4	2.2	2.1	717.7

NFTs and DAOs

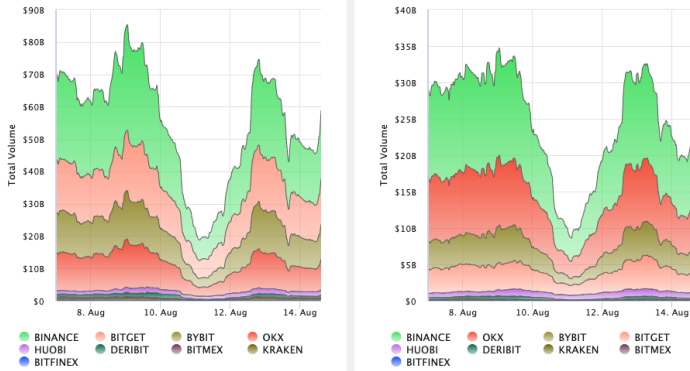
NFT Collection Stats (\$; Volume, MC in \$m)						DAO Treasury Amount (\$m) and Composition					
Collection	Floor	% Listed	3M Ret.	3M Vol	Market Cap	DAO	Treasury	Stables	BTC/ETH	Own Tokens	Other
CryptoPunks	57,620	12%	-43%	54,654	576	Uniswap	2,584	0%	0%	100%	0%
Bored Ape Yacht C	29,282	3%	-18%	84,340	293	Mantle	2,567	2%	24%	72%	1%
Pudgy Penguins	23,762	3%	-21%	76,973	211	Arbitrum	1,879	0%	2%	98%	0%
Autoglyphs	303,959	1%	-32%	0	156	ENS	1,467	0%	0%	92%	8%
Azuki	10,810	2%	-18%	46,568	108	Optimism	1,053	0%	0%	100%	0%
Milady Maker	10,451	5%	-5%	66,835	105	Ethereum	846	0%	100%	0%	0%
Mutant Ape Yacht	4,858	3%	-27%	52,676	95	Golem	411	0%	89%	11%	0%
Chromie Squiggle	8,562	2%	-35%	1,871	86	Gnosis	384	6%	28%	43%	24%
NodeMonkes	7,956	16%	-54%	34,144	80	Maker	309	18%	0%	82%	0%
Mad Lads	7,251	4%	-16%	19,987	72	Merit Circle	284	8%	1%	90%	1%

Crypto News

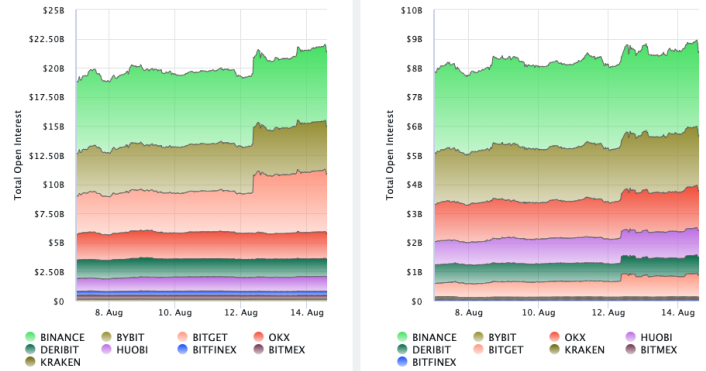
- [First Mover Americas: BTC Tops \\$61K. But Traders Remain Cautious - CoinDesk](#)
- [U.S. CPI Rose 0.2% in July, Matching Expectations - CoinDesk](#)
- [Crypto Wallet Holding \\$2B Mt. Gox Bitcoin Sends Test Transaction as Distribution Continues: Arkham - CoinDesk](#)
- [Harris presidential lead to blame for weak Bitcoin price, Bernstein says - DLNews](#)
- [What Grayscale's new flurry of trusts says about where we're at - Blockworks](#)
- [Optimism plans to unify its Superchain with an interoperability layer - Blockworks](#)
- [Harris campaign advisors have mixed history with crypto industry - Blockworks](#)
- [Bitfarms founder steps down from board after Riot takeover attempt - Blockworks](#)
- [Pump.fun appears immune to bad vibes - Blockworks](#)

Crypto Futures

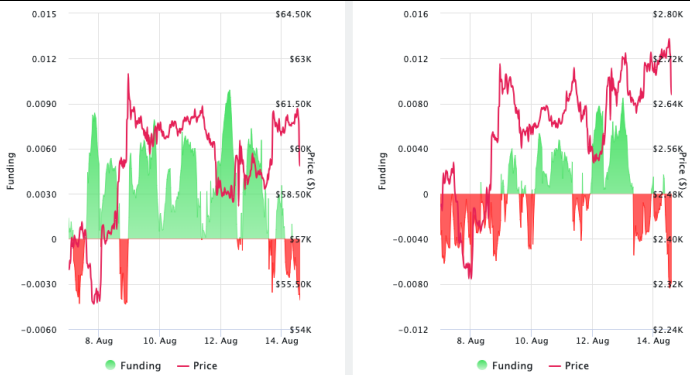
Futures Volume (BTC LHS ; ETH RHS), 1d



Futures Open Interest (BTC LHS ; ETH RHS)



OI Weighted Funding Rate (BTC LHS ; ETH RHS), 1d

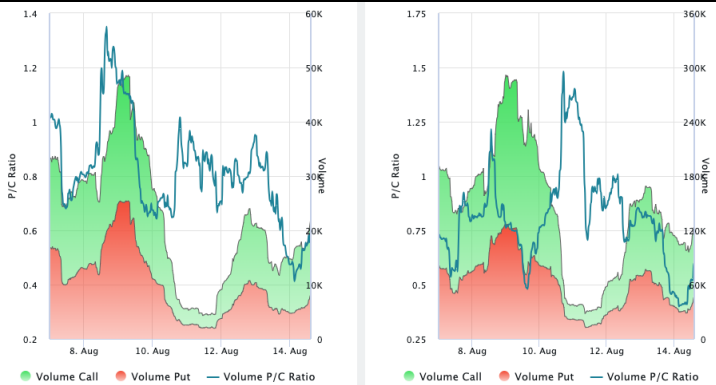


Liquidations (BTC LHS ; ETH RHS), 1d

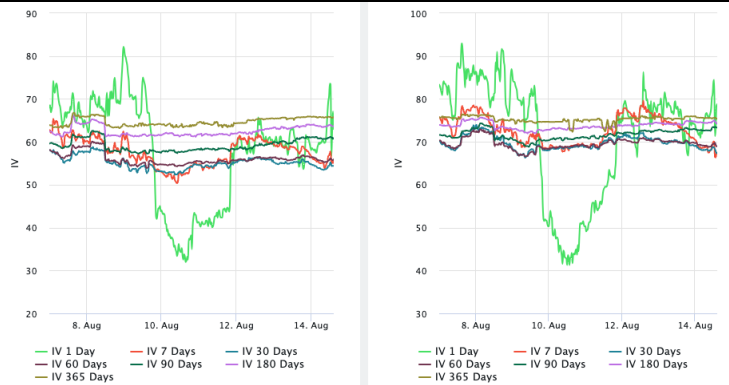


Crypto Options

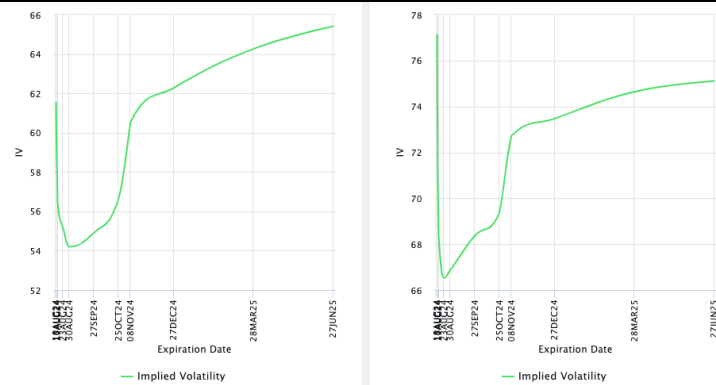
Options Volume & Put/Call Ratio (BTC LHS ; ETH RHS), 1d



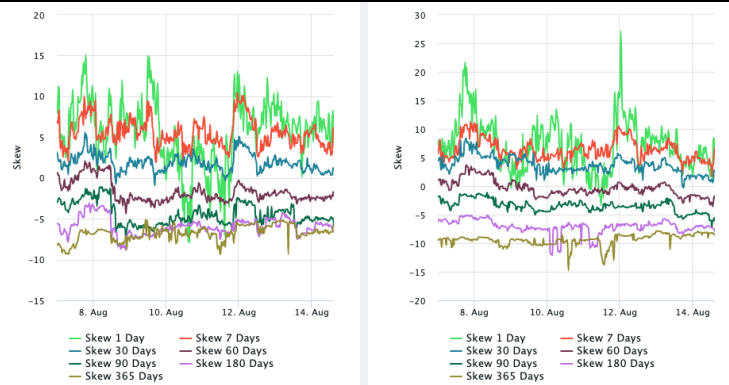
ATM Implied Volatility (BTC LHS ; ETH RHS)



ATM Implied Vol Term Structure (BTC LHS ; ETH RHS)



25 Delta Skew (BTC LHS ; ETH RHS)





August 14, 2024

About GSR

GSR has over a decade of extensive experience in the crypto market, serving as a trusted liquidity provider and active, multi-stage investor. Our suite of services includes OTC Trading, Derivatives, and Market Making. GSR is actively involved in every major sector of the digital asset ecosystem, working with token issuers, institutional investors, miners, and leading trading venues.

For more information or if we can help with anything, please see gsr.io or contact us at gsr@gsr.io.

Follow GSR for more content: [Twitter](#) [Telegram](#) [LinkedIn](#)

Authors

Brian Rudick, Senior Strategist	Twitter	Telegram
Thomas Bautista, Research Analyst	Twitter	Telegram

Required Disclosures

This material is provided by GSR (the "Firm") solely for informational purposes, is intended only for sophisticated, institutional investors and does not constitute an offer or commitment, a solicitation of an offer or commitment, or any advice or recommendation, to enter into or conclude any transaction (whether on the terms shown or otherwise), or to provide investment services in any state or country where such an offer or solicitation or provision would be illegal. The Firm is not and does not act as an advisor or fiduciary in providing this material. GSR is not authorised or regulated in the UK by the Financial Conduct Authority. The protections provided by the UK regulatory system will not be available to you. Specifically, information provided herein is intended for institutional persons only and is not suitable for retail persons in the United Kingdom, and no solicitation or recommendation is being made to you in regards to any products or services.

This material is not a research report, and not subject to any of the independence and disclosure standards applicable to research reports prepared pursuant to FINRA or CFTC research rules. This material is not independent of the Firm's proprietary interests, which may conflict with the interests of any counterparty of the Firm. The Firm trades instruments discussed in this material for its own account, may trade contrary to the views expressed in this material, and may have positions in other related instruments.

Information contained herein is based on sources considered to be reliable, but is not guaranteed to be accurate or complete. Any opinions or estimates expressed herein reflect a judgment made by the author(s) as of the date of publication, and are subject to change without notice. Trading and investing in digital assets involves significant risks including price volatility and illiquidity and may not be suitable for all investors. The Firm is not liable whatsoever for any direct or consequential loss arising from the use of this material. Copyright of this material belongs to GSR. Neither this material nor any copy thereof may be taken, reproduced or redistributed, directly or indirectly, without prior written permission of GSR

Notes & Sources

All options data is based on Deribit and derivatives graphics are from Laevidas. Market returns are based on price returns for the following ETFs: VOO, QQQ, EWU, EWG, EWJ, and EWH. Onchain volumes are not considered and thus certain token volumes may be understated (e.g., stETH).

CoinGecko	Santiment	DefiLlama	CoinMarketCap	Laevidas
L2Beat	Google Finance	TradingView	Deribit	WorldCoinIndex
Cryptorank	Investing.com	NFT Price Floor	CryptoSlate	