











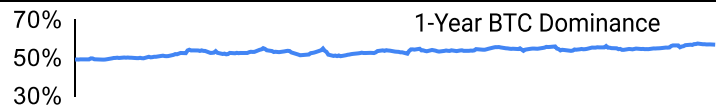
Crypto Leaderboard

Rank	Name	Ticker	Price	24h	7d	30d	24h Vol \$m	MC \$m	1-Year Chart
1	Bitcoin	BTC	\$58,831	-1%	-1%	-12%	24,774	1,161,460	
2	Ethereum	ETH	\$2,596	-2%	-5%	-26%	10,831	312,264	
3	Tether	USDT	\$1.00	0%	0%	0%	39,412	116,790	
4	BNB	BNB	\$552	3%	7%	-7%	750	80,540	
5	Solana	SOL	\$143	-1%	-2%	-17%	2,627	66,770	
6	USD Coin	USDC	\$1.00	0%	0%	0%	6,014	34,953	
7	XRP Ledger	XRP	\$0.60	5%	6%	1%	1,532	33,572	
8	Lido stETH	STETH	\$2,596	-2%	-6%	-27%	29	25,508	
9	Toncoin	TON	\$6.79	2%	9%	-6%	636	17,114	
10	Dogecoin	DOGE	\$0.10	-2%	-7%	-25%	501	14,597	

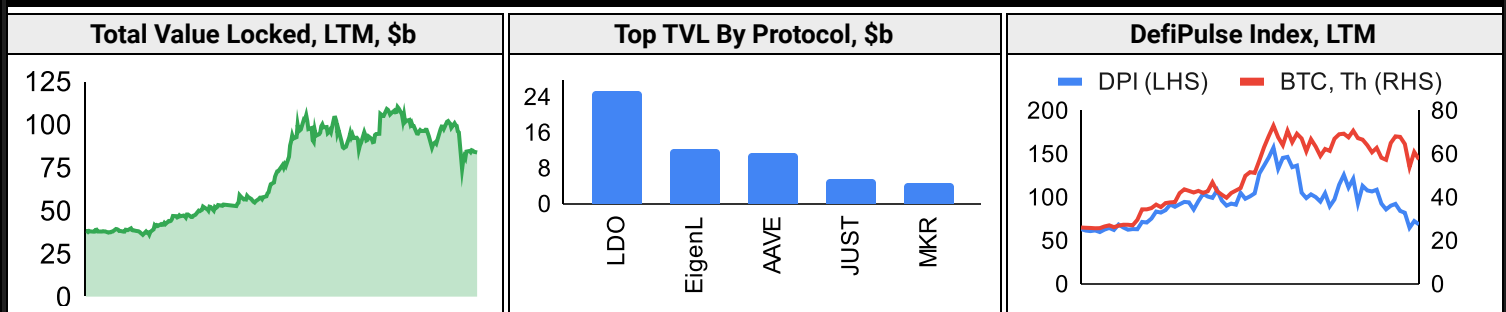
Top & Bottom Performers - Top 100 Tokens

24h		7 Days		30 Days		90 Days		365 Days	
XRP	5%	AAVE	20%	HNT	61%	NOT	88%	BONK	6184%
NEO	4%	RUNE	19%	AAVE	16%	HNT	50%	OM	4294%
TRX	4%	TRX	11%	WBT	5%	BRETT	39%	PEPE	572%
SUI	3%	FTM	9%	TRX	4%	OM	19%	SOL	560%
ONDO	-5%	SEI	-14%	BONK	-44%	ARB	-56%	QNT	-39%
SEI	-5%	TIA	-17%	LDO	-46%	FTM	-56%	ATOM	-42%
TIA	-6%	WIF	-19%	WIF	-47%	GRT	-59%	ARB	-48%
BRETT	-6%	BRETT	-20%	BRETT	-49%	FET	-68%	PYUSD	-100%

Category Performance

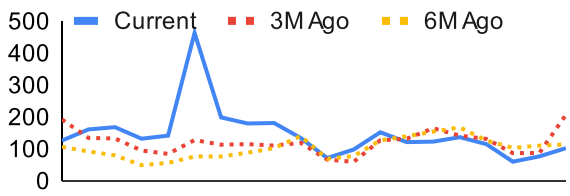
Category	7d	30d	90d	180d	365d	Ecosystem	7d	30d	90d	180d	365d
Privacy	-1%	-7%	-17%	-9%	5%	Tron	13%	0%	-5%	-4%	76%
CEXs	2%	-9%	-19%	0%	43%	Avalanche	0%	-22%	-36%	-29%	36%
Currency	0%	-11%	-24%	-8%	35%	Ethereum	-2%	-22%	-37%	-39%	1%
Smart Contract	-1%	-19%	-40%	-26%	65%	BSC	0%	-23%	-40%	-29%	51%
IoT/Data/Comp.	-2%	-20%	-37%	-38%	85%	Polygon	-2%	-25%	-45%	-39%	20%
DEX	0%	-21%	-40%	-32%	60%	Cosmos	-4%	-26%	-46%	-33%	62%
Scaling	9%	-22%	-52%	-49%	18%	Solana	-4%	-27%	-43%	-27%	97%
Lending	-2%	-23%	-29%	-2%	72%	Polkadot	-1%	-28%	-50%	-38%	15%
Other DeFi	1%	-24%	-32%	-29%	28%						
Gaming/Entertai	-2%	-28%	-49%	-47%	3%						
Meme	-6%	-30%	-44%	55%	122%						

DeFi

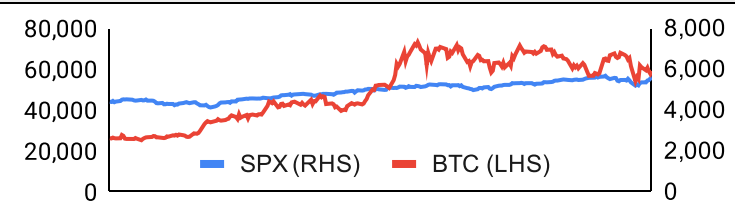


Trading Volume

Aggregate Volumes by Product, \$b					Top Derivatives Exchanges, \$m and bps					Top Spot Exchanges, \$m		
Product	1d	7d	30d	O/I	Exchange	1d Vol	O/I	Mkr	Tkr	Exchange	Score	1d Vol
Spot	26	201.08	1040	n/a	Binance	38,455	14,607	2.0	4.0	Binance	9.9	10,817
Perpetuals	103	834	4,110	502	Bybit	16,672	9,485	2.0	5.5	Coinbase	8.2	1,254
Futures	1	4	21	1	OKX	16,172	4,787	2.0	5.0	OKX	7.8	1,253
Options	1	9	56	n/a	Bitget	13,286	7,504	2.0	6.0	Bybit	7.6	3,877

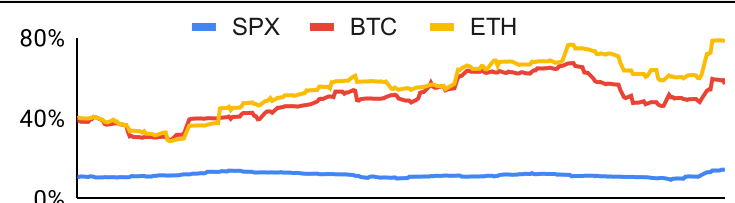
Daily Spot Volume, Top 100 Tokens Last 20d, \$b				Top Volume, 1d, \$m		Top Volume, %20d Avg		Low Volume, %20d Avg	
				USDT	45,574	TRX	149%	EETH	21%
				BTC	24,951	NEO	142%	STETH	25%
				ETH	11,583	PYUSD	132%	RSETH	27%
				USDC	4,670	FTM	119%	METH	29%
				FDUSD	3,664	NOT	113%	RETH	34%

Traditional Finance

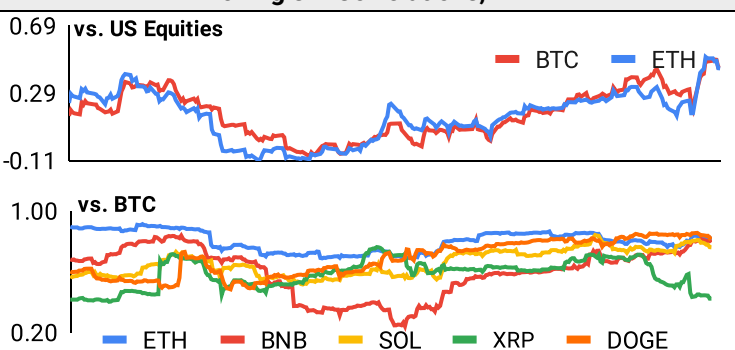
Global Equity Markets							SPX vs. BTC, LTM				
	US	USGrwth	UK	Germany	Japan	HK					
1D	0%	0%	0%	1%	1%	1%					
7D	4%	5%	3%	4%	6%	1%					
90D	5%	5%	1%	-1%	2%	-11%					
365D	29%	33%	21%	17%	20%	-8%					

10-Year Treasury Yields							Commodities & FX					
	US	Brazil	UK	Germany	Japan	HK	Last	WTI	Gas	Gold	USD/EUR	USD/JPY
Last	3.87%	11.40%	3.95%	2.24%	0.89%	2.87%	Last	73.7	2.22	2,542	0.90	146.5
1d Chg	-0.03	-0.10	0.03	-0.01	0.00	-0.05	1d % Chg	-2.5%	4.7%	0.2%	-0.5%	-0.7%

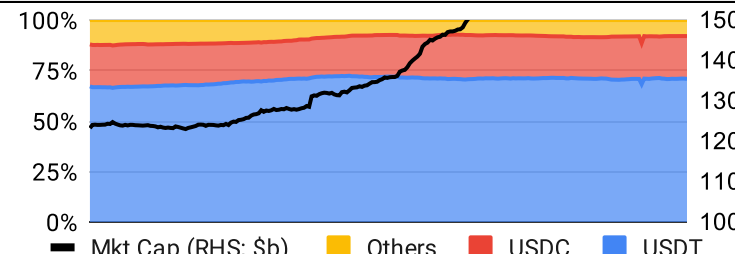
Volatility

Annualized Volatility							Rolling 3M Annualized Volatility, LTM			
	BTC	ETH	BNB	SOL	XRP	DOGE				
30D	66%	85%	63%	94%	92%	82%				
90D	50%	61%	59%	83%	74%	76%				
180D	59%	69%	67%	91%	74%	110%				
365D	51%	59%	56%	93%	61%	87%				

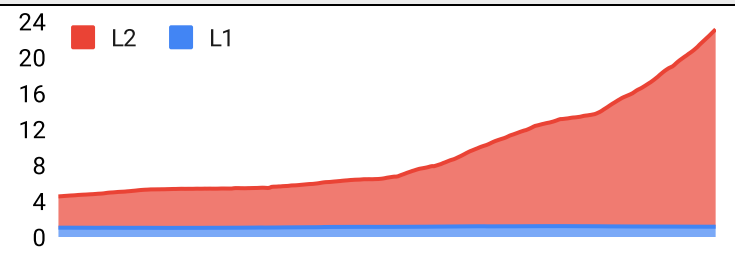
Correlations

Intra-Crypto Correlations, LTM							Rolling 3M Correlations, LTM				
	BTC	ETH	BNB	SOL	XRP	DOGE					
BTC											
ETH	0.80										
BNB	0.60	0.59									
SOL	0.67	0.60	0.47								
XRP	0.55	0.52	0.39	0.47							
DOGE	0.75	0.66	0.49	0.56	0.55						

Stablecoins

Stablecoin Market Size and Volume, \$m					Stablecoin Dominance (LHS) & Market Cap \$b (RHS), LTM	
Ticker	Price	1d Vol	20d Avg Vol	Market Cap		
USDT	1.00	45,574	61,157	116,906		
USDC	1.00	4,670	7,134	34,979		
DAI	1.00	83	142	5,365		
USDe	1.00	40	88	3,164		
PYUSD	1.00	39	29	853		
USDD	1.00	7	7	745		

Ethereum Mainnet & Layer 2s

Mainnet & Layer 2 Transactions (m/day) and L2 TVL (\$m)					Transactions (m/day), Rolling 90-Day Average, LTM	
Network	1d	30d Avg	TVL	Tech Type		
Xai	9.9	9.7				
Base	3.8	3.8		Optimistic Rollup		
Proof of Play	1.8	1.9				
Arbitrum One	1.3	1.8		Optimistic Rollup		
Taiko	2.0	1.5		Optimistic Rollup		
Immutable X	2.9	1.2		Validium		
PlayBlock	1.2	1.2				
Ethereum	1.0	1.1	-	mainnet		
Blast	2.1	0.9		Optimistic Rollup		
Linea	0.3	0.7		ZK Rollup		

Layer 2 Token Performance & Market Cap (\$b)					
	MATIC	IMX	STX	MNT	ARB
24h Return	+2.59%	-2%	+0.44%	-1%	-2%
Market Cap	4.2	2.2	2.2	2.0	680.1

NFTs and DAOs

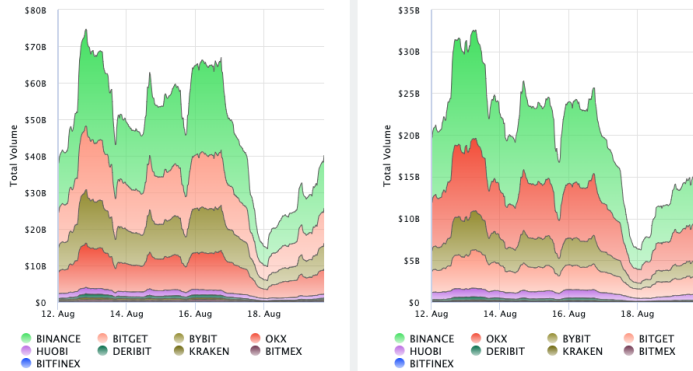
NFT Collection Stats (\$; Volume, MC in \$m)						DAO Treasury Amount (\$m) and Composition					
Collection	Floor	% Listed	3M Ret.	3M Vol	Market Cap	DAO	Treasury	Stables	BTC/ETH	Own Tokens	Other
CryptoPunks	59,161	12%	-34%	52,870	592	Uniswap	2,443	0%	0%	100%	0%
Bored Ape Yacht C	31,415	3%	-3%	82,704	314	Mantle	2,412	2%	24%	72%	1%
Pudgy Penguins	23,894	3%	-16%	77,575	212	Arbitrum	1,730	0%	2%	98%	0%
Autoglyphs	275,416	1%	-36%	0	141	ENS	1,350	0%	0%	91%	9%
Azuki	11,657	2%	-2%	38,687	117	Optimism	1,015	0%	0%	100%	0%
Milady Maker	9,553	5%	-17%	67,192	96	Ethereum	798	0%	100%	0%	0%
Mutant Ape Yacht	4,879	3%	-17%	48,356	95	Golem	380	0%	89%	11%	0%
Chromie Squiggle	8,496	2%	-34%	1,849	85	Gnosis	361	6%	28%	43%	23%
Mad Lads	7,740	4%	-11%	20,179	77	Maker	292	19%	0%	81%	0%
Fidenza by Tyler H	75,936	2%	-31%	1,524	76	Merit Circle	260	9%	1%	89%	1%

Crypto News

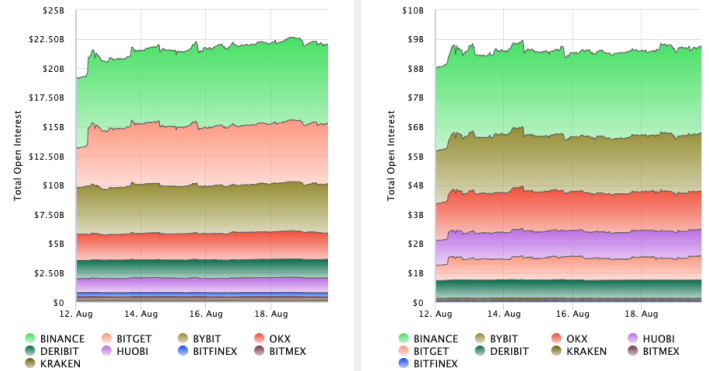
- [Goldman Sachs lowers US recession risk to 20% — What it means for Bitcoin - Cointelegraph](#)
- [110,000 Ether Pours into Liquid Staking Platforms, Boosting Defi Holdings - Bitcoin.com News](#)
- [Trump's Election Odds Are Not The Dominant Driver of Bitcoin's Price, Data Show - CoinDesk](#)
- [NYSE Scrubs Plan to List Bitcoin ETF Options - CoinDesk](#)
- [Crypto ETF issuer Bitwise moving into Europe via acquisition - Blockworks](#)
- [BitGo moves to allay fears over WBTC custodial changes - Blockworks](#)
- [TradFi firms disclose positions in BlackRock's bitcoin ETF - Blockworks](#)
- [Harris Leads Trump on Polymarket as DNC Begins, but They Got Tied Earlier Amid Volatility - CoinDesk](#)
- [Bitcoin Staking Platform Babylon to Start Phased Mainnet Launch This Week - CoinDesk](#)

Crypto Futures

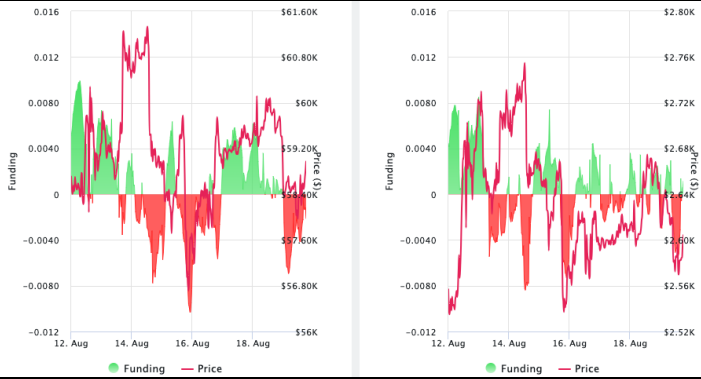
Futures Volume (BTC LHS ; ETH RHS), 1d



Futures Open Interest (BTC LHS ; ETH RHS)



OI Weighted Funding Rate (BTC LHS ; ETH RHS), 1d

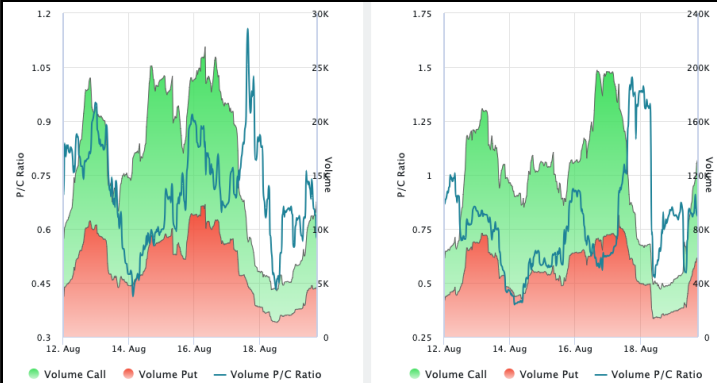


Liquidations (BTC LHS ; ETH RHS), 1d

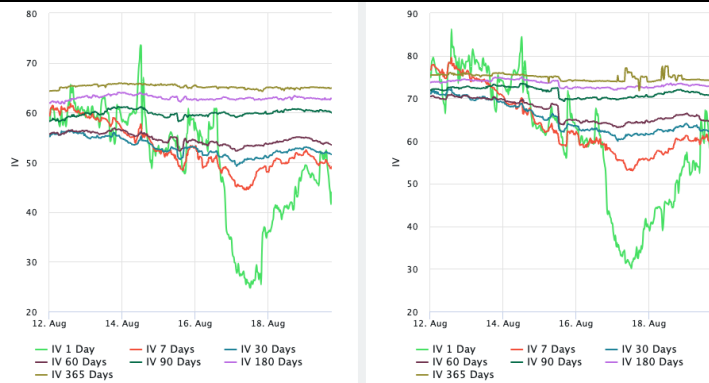


Crypto Options

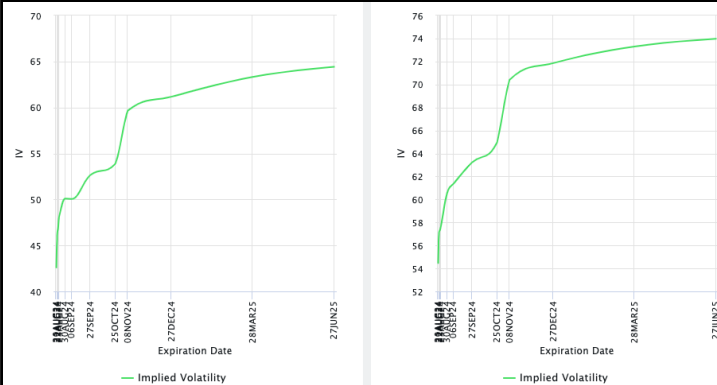
Options Volume & Put/Call Ratio (BTC LHS ; ETH RHS), 1d



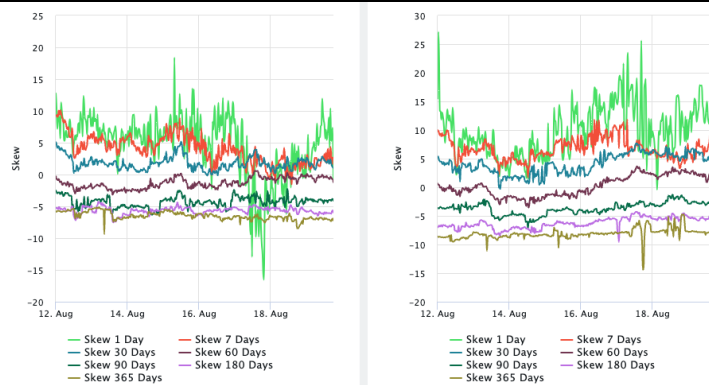
ATM Implied Volatility (BTC LHS ; ETH RHS)



ATM Implied Vol Term Structure (BTC LHS ; ETH RHS)



25 Delta Skew (BTC LHS ; ETH RHS)





August 19, 2024

About GSR

GSR has over a decade of extensive experience in the crypto market, serving as a trusted liquidity provider and active, multi-stage investor. Our suite of services includes OTC Trading, Derivatives, and Market Making. GSR is actively involved in every major sector of the digital asset ecosystem, working with token issuers, institutional investors, miners, and leading trading venues.

For more information or if we can help with anything, please see gsr.io or contact us at gsr@gsr.io.

Follow GSR for more content: [Twitter](#) [Telegram](#) [LinkedIn](#)

Authors

Brian Rudick, Senior Strategist	Twitter	Telegram
Thomas Bautista, Research Analyst	Twitter	Telegram

Required Disclosures

This material is provided by GSR (the "Firm") solely for informational purposes, is intended only for sophisticated, institutional investors and does not constitute an offer or commitment, a solicitation of an offer or commitment, or any advice or recommendation, to enter into or conclude any transaction (whether on the terms shown or otherwise), or to provide investment services in any state or country where such an offer or solicitation or provision would be illegal. The Firm is not and does not act as an advisor or fiduciary in providing this material. GSR is not authorised or regulated in the UK by the Financial Conduct Authority. The protections provided by the UK regulatory system will not be available to you. Specifically, information provided herein is intended for institutional persons only and is not suitable for retail persons in the United Kingdom, and no solicitation or recommendation is being made to you in regards to any products or services.

This material is not a research report, and not subject to any of the independence and disclosure standards applicable to research reports prepared pursuant to FINRA or CFTC research rules. This material is not independent of the Firm's proprietary interests, which may conflict with the interests of any counterparty of the Firm. The Firm trades instruments discussed in this material for its own account, may trade contrary to the views expressed in this material, and may have positions in other related instruments.

Information contained herein is based on sources considered to be reliable, but is not guaranteed to be accurate or complete. Any opinions or estimates expressed herein reflect a judgment made by the author(s) as of the date of publication, and are subject to change without notice. Trading and investing in digital assets involves significant risks including price volatility and illiquidity and may not be suitable for all investors. The Firm is not liable whatsoever for any direct or consequential loss arising from the use of this material. Copyright of this material belongs to GSR. Neither this material nor any copy thereof may be taken, reproduced or redistributed, directly or indirectly, without prior written permission of GSR

Notes & Sources

All options data is based on Deribit and derivatives graphics are from Laevidas. Market returns are based on price returns for the following ETFs: VOO, QQQ, EWU, EWG, EWJ, and EWH. Onchain volumes are not considered and thus certain token volumes may be understated (e.g., stETH).

CoinGecko	Santiment	DefiLlama	CoinMarketCap	Laevidas
L2Beat	Google Finance	TradingView	Deribit	WorldCoinIndex
Cryptorank	Investing.com	NFT Price Floor	CryptoSlate	