












Crypto Leaderboard

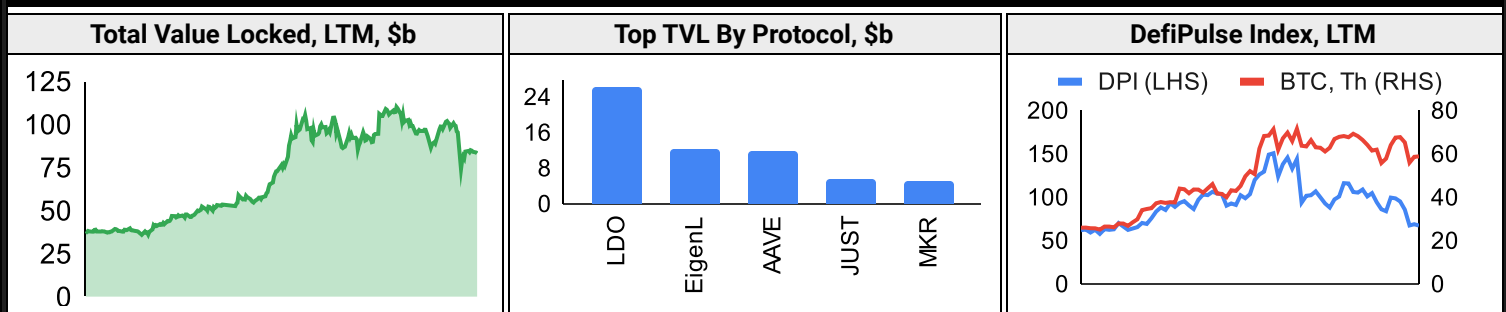
Rank	Name	Ticker	Price	24h	7d	30d	24h Vol \$m	MC \$m	1-Year Chart
1	Bitcoin	BTC	\$58,828	1%	-3%	-14%	29,583	1,161,419	
2	Ethereum	ETH	\$2,576	-1%	-5%	-27%	13,362	309,601	
3	Tether	USDT	\$1.00	0%	0%	0%	37,104	116,931	
4	BNB	BNB	\$561	3%	7%	-7%	1,139	81,871	
5	Solana	SOL	\$142	-1%	-3%	-23%	2,879	66,249	
6	USD Coin	USDC	\$1.00	0%	0%	0%	6,274	34,978	
7	XRP Ledger	XRP	\$0.59	2%	2%	-1%	1,717	33,190	
8	Lido stETH	STETH	\$2,575	0%	-2%	-25%	50	25,277	
9	Toncoin	TON	\$6.64	-2%	2%	-7%	411	16,740	
10	Dogecoin	DOGE	\$0.10	2%	-4%	-27%	753	14,864	

Top & Bottom Performers - Top 100 Tokens

24h		7 Days		30 Days		90 Days		365 Days	
BRETT	21%	AAVE	28%	HNT	53%	NOT	99%	BONK	7126%
BTT	20%	TRX	17%	AAVE	27%	BRETT	77%	OM	4259%
AAVE	14%	BTT	17%	TRX	13%	HNT	64%	PEPE	612%
WIF	10%	XMR	9%	LEO	7%	AAVE	32%	SOL	570%
TON	-2%	APT	-11%	FET	-40%	IMX	-55%	LDO	-36%
OM	-2%	ONDO	-13%	BONK	-45%	GRT	-59%	QNT	-37%
LTC	-4%	OM	-14%	WIF	-46%	GALA	-62%	ATOM	-38%
FTN	-7%	TIA	-19%	LDO	-46%	FET	-65%	ARB	-47%

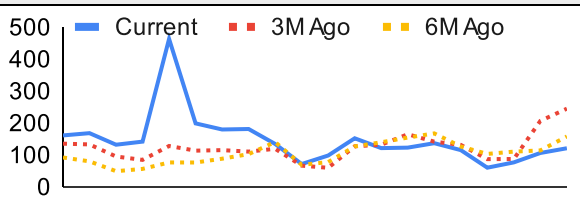
Category Performance

Category	7d	30d	90d	180d	365d	Ecosystem	7d	30d	90d	180d	365d
CEXs	4%	-8%	-16%	1%	47%	Tron	28%	15%	10%	11%	106%
Currency	-1%	-12%	-23%	-8%	36%	Ethereum	-1%	-21%	-35%	-38%	4%
Smart Contract	-1%	-20%	-38%	-26%	70%	Avalanche	1%	-22%	-33%	-30%	41%
IoT/Data/Comp.	-1%	-20%	-35%	-36%	94%	BSC	-1%	-24%	-41%	-30%	53%
DEX	0%	-21%	-38%	-30%	66%	Cosmos	-4%	-25%	-45%	-32%	68%
Lending	-1%	-22%	-26%	-6%	77%	Polygon	-1%	-26%	-43%	-38%	25%
Privacy	-13%	-22%	-25%	-23%	-11%	Polkadot	0%	-27%	-49%	-38%	20%
Scaling	8%	-24%	-51%	-50%	19%	Solana	-11%	-31%	-44%	-26%	99%
Other DeFi	-4%	-25%	-32%	-30%	34%						
Meme	-2%	-30%	-42%	60%	139%						
Gaming/Entertai	-10%	-33%	-52%	-51%	-23%						

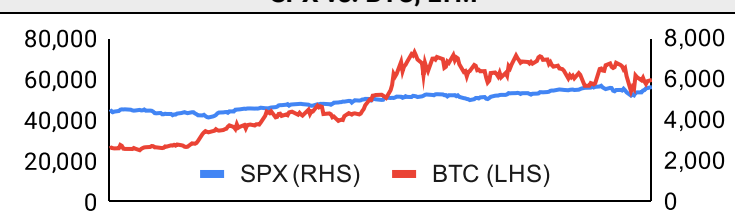
DeFi


Trading Volume

Aggregate Volumes by Product, \$b					Top Derivatives Exchanges, \$m and bps					Top Spot Exchanges, \$m		
Product	1d	7d	30d	O/I	Exchange	1d Vol	O/I	Mkr	Tkr	Exchange	Score	1d Vol
Spot	31	195.31	1030	n/a	Binance	46,308	14,987	2.0	4.0	Binance	9.9	12,443
Perpetuals	136	811	4,070	498	Bybit	20,949	9,515	2.0	5.5	Coinbase	8.2	2,007
Futures	1	4	21	1	OKX	20,760	4,967	2.0	5.0	OKX	7.8	1,753
Options	2	9	57	n/a	Bitget	16,319	7,588	2.0	6.0	Bybit	7.6	4,022

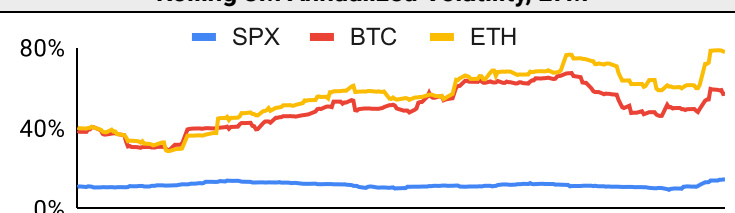
Daily Spot Volume, Top 100 Tokens Last 20d, \$b				Top Volume, 1d, \$m		Top Volume, %20d Avg		Low Volume, %20d Avg	
				USDT	52,760	TRX	278%	WEETH	8%
				BTC	31,053	BRETT	263%	RSETH	14%
				ETH	13,286	NEO	215%	STETH	30%
				USDC	5,270	BTT	207%	METH	35%
				FDUSD	3,627	AAVE	160%	CRO	37%

Traditional Finance

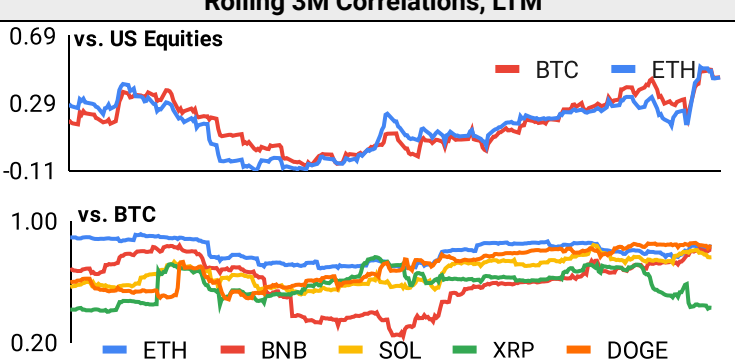
Global Equity Markets							SPX vs. BTC, LTM	
	US	USGrwth	UK	Germany	Japan	HK		
1D	1%	1%	1%	1%	1%	1%	80,000	8,000
7D	5%	7%	4%	6%	7%	3%	60,000	6,000
90D	6%	6%	2%	1%	3%	-8%	40,000	4,000
365D	30%	35%	22%	19%	21%	-6%	20,000	2,000

10-Year Treasury Yields							Commodities & FX					
	US	Brazil	UK	Germany	Japan	HK	Last	WTI	Gas	Gold	USD/EUR	USD/JPY
Last	3.83%	11.39%	3.95%	2.21%	0.89%	2.85%	Last	73.4	2.18	2,549	0.90	145.6
1d Chg	-0.05	0.00	0.02	0.00	0.00	-0.05	1d % Chg	-0.3%	-2.5%	0.3%	-0.3%	-0.7%

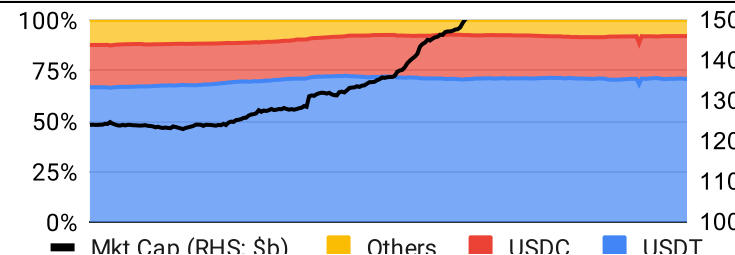
Volatility

Annualized Volatility							Rolling 3M Annualized Volatility, LTM				
	BTC	ETH	BNB	SOL	XRP	DOGE					
30D	66%	85%	64%	91%	92%	80%	80%	80%	80%	80%	80%
90D	50%	61%	60%	83%	73%	76%	40%	40%	40%	40%	40%
180D	59%	69%	67%	90%	74%	110%	0%	0%	0%	0%	0%
365D	51%	59%	56%	93%	61%	87%					

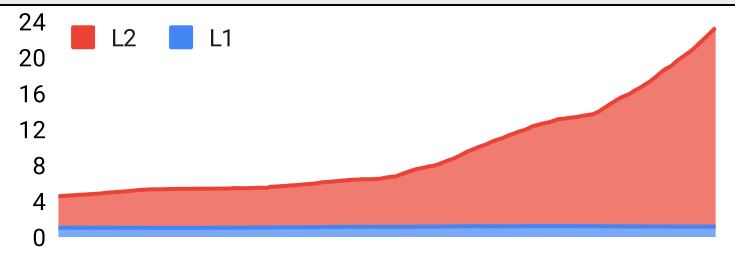
Correlations

Intra-Crypto Correlations, LTM							Rolling 3M Correlations, LTM				
	BTC	ETH	BNB	SOL	XRP	DOGE					
BTC							0.69	0.29	0.29	0.29	0.29
ETH	0.80						-0.11	1.00	1.00	1.00	1.00
BNB	0.61	0.59									
SOL	0.67	0.60	0.47								
XRP	0.56	0.52	0.39	0.47							
DOGE	0.75	0.66	0.49	0.56	0.55						

Stablecoins

Stablecoin Market Size and Volume, \$m					Stablecoin Dominance (LHS) & Market Cap \$b (RHS), LTM	
Ticker	Price	1d Vol	20d Avg Vol	Market Cap		
USDT	1.00	52,760	61,257	117,076		
USDC	1.00	5,270	7,108	35,059		
DAI	1.00	100	143	5,365		
USDe	1.00	48	88	3,059		
PYUSD	1.00	43	31	872		
USDD	1.00	7	7	746		

Ethereum Mainnet & Layer 2s

Mainnet & Layer 2 Transactions (m/day) and L2 TVL (\$m)					Transactions (m/day), Rolling 90-Day Average, LTM	
Network	1d	30d Avg	TVL	Tech Type		
Xai	8.8	9.6				
Base	4.1	3.8		Optimistic Rollup		
Proof of Play	1.8	1.9				
Arbitrum One	1.5	1.8		Optimistic Rollup		
Taiko	1.9	1.5		Optimistic Rollup		
Immutable X	2.9	1.3		Validium		
PlayBlock	1.2	1.2				
Ethereum	1.0	1.1	-	mainnet		
Blast	2.0	0.9		Optimistic Rollup		
Manta Pacific	1.5	0.7		Optimium		

Layer 2 Token Performance & Market Cap (\$b)					
	MATIC	IMX	STX	MNT	ARB
24h Return	+4.80%	+3.01%	+3.81%	+0.17%	0%
Market Cap	4.4	2.3	2.2	1.9	677.2

NFTs and DAOs

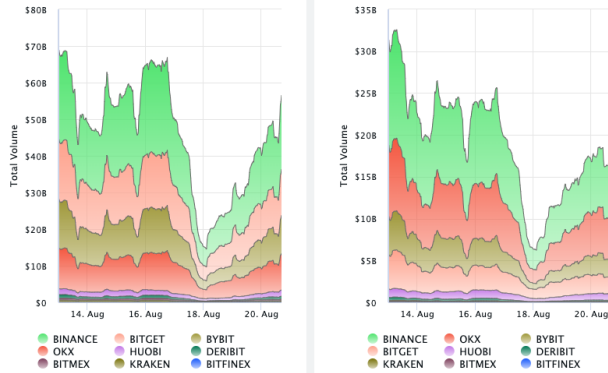
NFT Collection Stats (\$; Volume, MC in \$m)						DAO Treasury Amount (\$m) and Composition					
Collection	Floor	% Listed	3M Ret.	3M Vol	Market Cap	DAO	Treasury	Stables	BTC/ETH	Own Tokens	Other
CryptoPunks	63,095	12%	0%	2,071	631	Uniswap	2,563	0%	0%	100%	0%
Bored Ape Yacht C	30,839	3%	-1%	370	308	Mantle	2,409	2%	25%	72%	1%
Pudgy Penguins	23,479	3%	-1%	548	209	Arbitrum	1,743	0%	2%	98%	0%
Autoglyphs	271,135	1%	0%	0	139	ENS	1,413	0%	0%	92%	8%
Azuki	11,594	2%	0%	58	116	Optimism	1,053	0%	0%	100%	0%
Milady Maker	9,908	5%	0%	277	99	Ethereum	815	0%	100%	0%	0%
Mutant Ape Yacht	5,035	3%	0%	124	98	Golem	379	0%	89%	11%	0%
Chromie Squiggle	8,364	2%	0%	0	84	Gnosis	369	6%	28%	43%	23%
Mad Lads	7,542	4%	-1%	41	75	Maker	297	19%	0%	81%	0%
Fidenza by Tyler H	74,756	2%	0%	0	75	Merit Circle	279	8%	1%	90%	1%

Crypto News

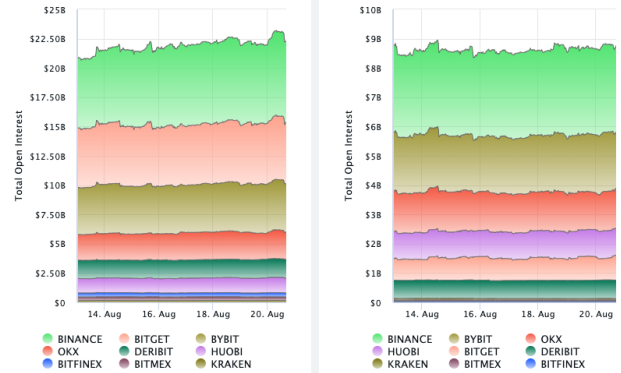
- [Democrats Exclude Bitcoin And Crypto From 2024 Platform, Aligning With Past Hostility - Bitcoin Magazine](#)
- [US Bitcoin ETFs on the Verge of Controlling 1 Million BTC - Bitcoin.com News](#)
- [U.S. Leading Economic Indicators Continue to Fall, No Longer Signal Recession - CoinDesk](#)
- [Bitcoin Staking Platform Babylon to Start Phased Mainnet Launch This Week - CoinDesk](#)
- [Bank of Ghana Unveils Proposed Virtual Asset Regulations - Bitcoin.com News](#)
- [Crypto ETF issuer Bitwise moving into Europe via acquisition - Blockworks](#)
- [BitGo moves to allay fears over WBTC custodial changes - Blockworks](#)
- [TradFi firms disclose positions in BlackRock's bitcoin ETF - Blockworks](#)
- [Nigeria Plans to Introduce Crypto Licensing Process: Bloomberg - CoinDesk](#)

Crypto Futures

Futures Volume (BTC LHS ; ETH RHS), 1d



Futures Open Interest (BTC LHS ; ETH RHS)



OI Weighted Funding Rate (BTC LHS ; ETH RHS), 1d

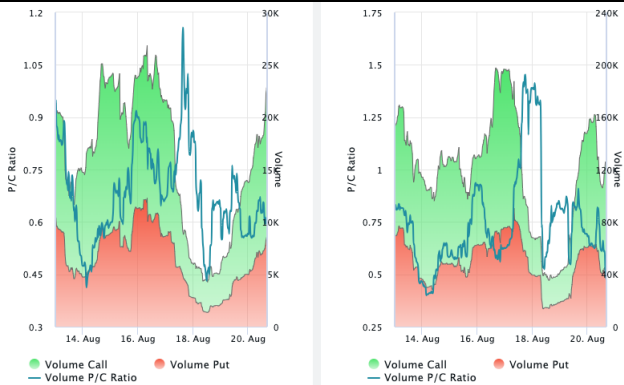


Liquidations (BTC LHS ; ETH RHS), 1d

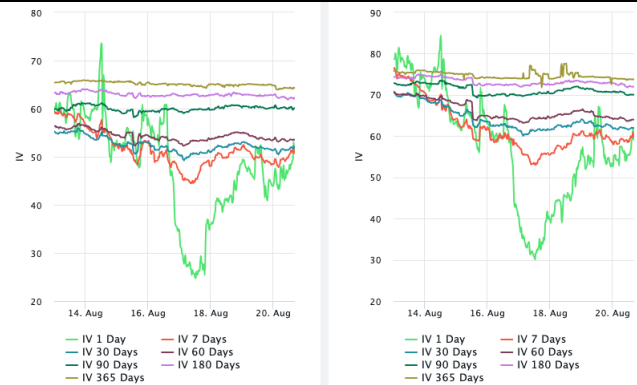


Crypto Options

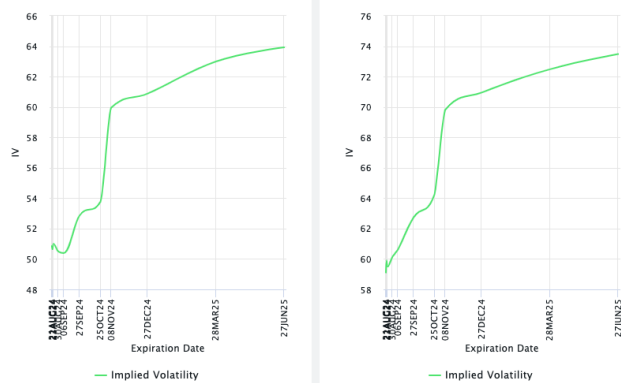
Options Volume & Put/Call Ratio (BTC LHS ; ETH RHS), 1d



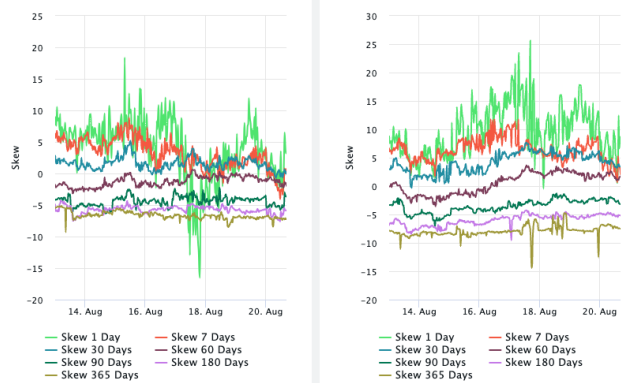
ATM Implied Volatility (BTC LHS ; ETH RHS)



ATM Implied Vol Term Structure (BTC LHS ; ETH RHS)



25 Delta Skew (BTC LHS ; ETH RHS)





August 20, 2024

About GSR

GSR has over a decade of extensive experience in the crypto market, serving as a trusted liquidity provider and active, multi-stage investor. Our suite of services includes OTC Trading, Derivatives, and Market Making. GSR is actively involved in every major sector of the digital asset ecosystem, working with token issuers, institutional investors, miners, and leading trading venues.

For more information or if we can help with anything, please see gsr.io or contact us at gsr@gsr.io.

Follow GSR for more content: [Twitter](#) [Telegram](#) [LinkedIn](#)

Authors

Brian Rudick, Senior Strategist	Twitter	Telegram
Thomas Bautista, Research Analyst	Twitter	Telegram

Required Disclosures

This material is provided by GSR (the "Firm") solely for informational purposes, is intended only for sophisticated, institutional investors and does not constitute an offer or commitment, a solicitation of an offer or commitment, or any advice or recommendation, to enter into or conclude any transaction (whether on the terms shown or otherwise), or to provide investment services in any state or country where such an offer or solicitation or provision would be illegal. The Firm is not and does not act as an advisor or fiduciary in providing this material. GSR is not authorised or regulated in the UK by the Financial Conduct Authority. The protections provided by the UK regulatory system will not be available to you. Specifically, information provided herein is intended for institutional persons only and is not suitable for retail persons in the United Kingdom, and no solicitation or recommendation is being made to you in regards to any products or services.

This material is not a research report, and not subject to any of the independence and disclosure standards applicable to research reports prepared pursuant to FINRA or CFTC research rules. This material is not independent of the Firm's proprietary interests, which may conflict with the interests of any counterparty of the Firm. The Firm trades instruments discussed in this material for its own account, may trade contrary to the views expressed in this material, and may have positions in other related instruments.

Information contained herein is based on sources considered to be reliable, but is not guaranteed to be accurate or complete. Any opinions or estimates expressed herein reflect a judgment made by the author(s) as of the date of publication, and are subject to change without notice. Trading and investing in digital assets involves significant risks including price volatility and illiquidity and may not be suitable for all investors. The Firm is not liable whatsoever for any direct or consequential loss arising from the use of this material. Copyright of this material belongs to GSR. Neither this material nor any copy thereof may be taken, reproduced or redistributed, directly or indirectly, without prior written permission of GSR

Notes & Sources

All options data is based on Deribit and derivatives graphics are from Laevidas. Market returns are based on price returns for the following ETFs: VOO, QQQ, EWU, EWG, EWJ, and EWH. Onchain volumes are not considered and thus certain token volumes may be understated (e.g., stETH).

CoinGecko	Santiment	DefiLlama	CoinMarketCap	Laevidas
L2Beat	Google Finance	TradingView	Deribit	WorldCoinIndex
Cryptorank	Investing.com	NFT Price Floor	CryptoSlate	