











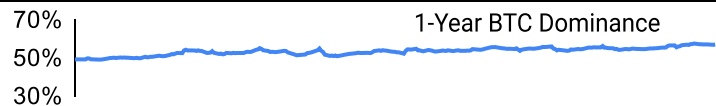
## Crypto Leaderboard

Rank	Name	Ticker	Price	24h	7d	30d	24h Vol \$m	MC \$m	1-Year Chart
1	Bitcoin	BTC	\$58,828	0%	2%	-12%	29,583	1,161,419	
2	Ethereum	ETH	\$2,576	0%	-3%	-25%	13,362	309,601	
3	Tether	USDT	\$1.00	0%	0%	0%	37,104	116,931	
4	BNB	BNB	\$561	-3%	5%	-6%	1,139	81,871	
5	Solana	SOL	\$142	-2%	-2%	-22%	2,879	66,249	
6	USD Coin	USDC	\$1.00	0%	0%	0%	6,274	34,978	
7	XRP Ledger	XRP	\$0.59	-1%	4%	-3%	1,717	33,190	
8	Lido stETH	STETH	\$2,575	0%	-2%	-24%	50	25,277	
9	Toncoin	TON	\$6.64	1%	-3%	-4%	411	16,740	
10	Dogecoin	DOGE	\$0.10	1%	1%	-25%	753	14,864	

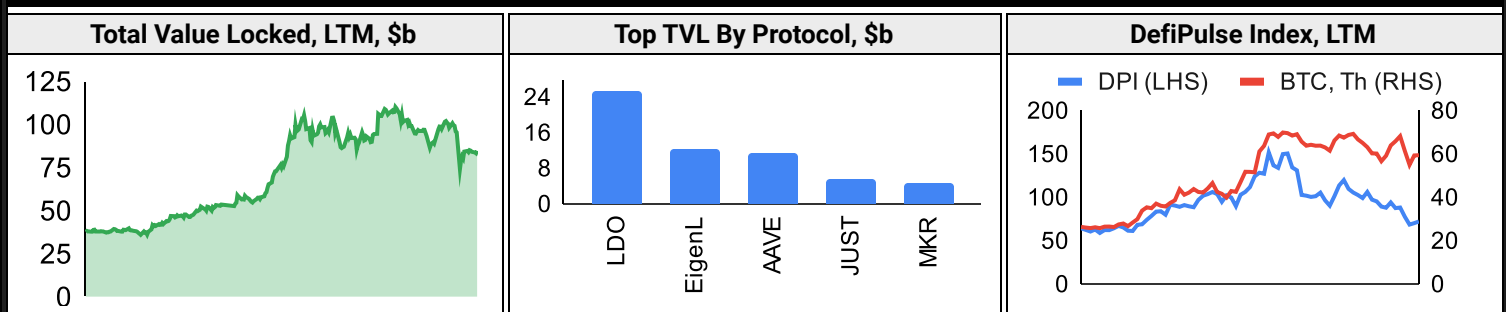
## Top & Bottom Performers - Top 100 Tokens

24h		7 Days		30 Days		90 Days		365 Days	
AAVE	8%	BTT	27%	AAVE	43%	NOT	114%	BONK	7275%
MATIC	7%	AAVE	27%	HNT	37%	BRETT	73%	OM	4399%
AVAX	6%	TRX	23%	TRX	22%	HNT	65%	PEPE	616%
BTT	5%	MATIC	12%	BTT	6%	TRX	40%	SOL	583%
SUI	-3%	NOT	-9%	BRETT	-36%	ARB	-56%	LDO	-35%
RUNE	-3%	SUI	-10%	BONK	-40%	GRT	-56%	ATOM	-37%
LTC	-3%	OM	-12%	LDO	-40%	GALA	-60%	QNT	-37%
HNT	-6%	TIA	-13%	WIF	-45%	FET	-62%	ARB	-45%

## Category Performance

Category	7d	30d	90d	180d	365d	Ecosystem	7d	30d	90d	180d	365d
CEXs	6%	-8%	-14%	3%	47%	Tron	46%	34%	29%	30%	136%
Currency	2%	-9%	-21%	-7%	40%	Ethereum	4%	-13%	-32%	-39%	11%
Lending	3%	-14%	-22%	-2%	90%	Avalanche	4%	-16%	-31%	-30%	47%
Smart Contract	3%	-15%	-34%	-23%	76%	Polygon	3%	-19%	-40%	-37%	30%
DEX	3%	-15%	-35%	-32%	69%	BSC	1%	-20%	-39%	-30%	55%
IoT/Data/Comp.	4%	-16%	-32%	-33%	100%	Cosmos	-1%	-21%	-43%	-32%	74%
Privacy	-12%	-18%	-24%	-22%	-9%	Polkadot	4%	-22%	-46%	-37%	23%
Scaling	13%	-18%	-50%	-49%	22%	Solana	-3%	-24%	-42%	-25%	101%
Other DeFi	2%	-20%	-29%	-28%	35%						
Gaming/Entertai	2%	-23%	-47%	-46%	11%						
Meme	-1%	-27%	-41%	58%	140%						

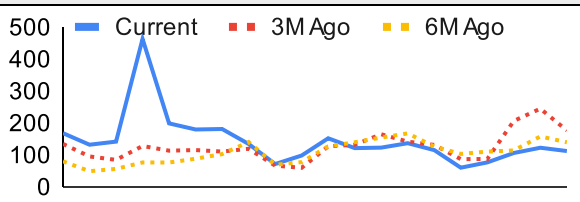
## DeFi



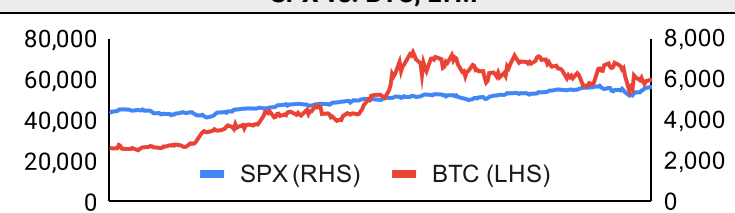
**Trading Volume**

Aggregate Volumes by Product, \$b					Top Derivatives Exchanges, \$m and bps					Top Spot Exchanges, \$m		
Product	1d	7d	30d	O/I	Exchange	1d Vol	O/I	Mkr	Tkr	Exchange	Score	1d Vol
Spot	28	185.42	1050	n/a	Binance	42,101	15,000	2.0	4.0	Binance	9.9	11,528
Perpetuals	123	761	4,150	493	Bybit	19,056	9,685	2.0	5.5	Coinbase	8.2	1,582
Futures	0	4	21	1	OKX	18,636	4,962	2.0	5.0	OKX	7.8	1,414
Options	1	9	57	n/a	Bitget	14,678	7,641	2.0	6.0	Bybit	7.6	4,038

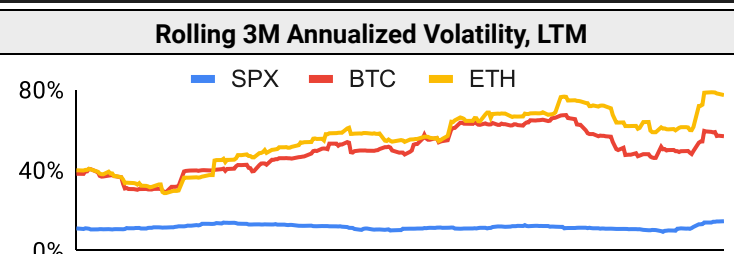
  

Daily Spot Volume, Top 100 Tokens Last 20d, \$b				Top Volume, 1d, \$m		Top Volume, %20d Avg		Low Volume, %20d Avg	
				USDT	48,987	TRX	382%	CRO	35%
				BTC	27,978	BTT	341%	WEETH	36%
				ETH	12,420	PYUSD	191%	RSETH	38%
				USDC	5,120	AAVE	185%	FLR	43%
				FDUSD	3,747	ETC	136%	SOL	48%

**Traditional Finance**

Global Equity Markets							SPX vs. BTC, LTM				
	US	USGrwth	UK	Germany	Japan	HK					
1D	0%	0%	-1%	0%	0%	-1%					
7D	3%	4%	1%	4%	4%	0%					
90D	6%	6%	2%	1%	4%	-9%					
365D	29%	33%	21%	18%	20%	-6%					

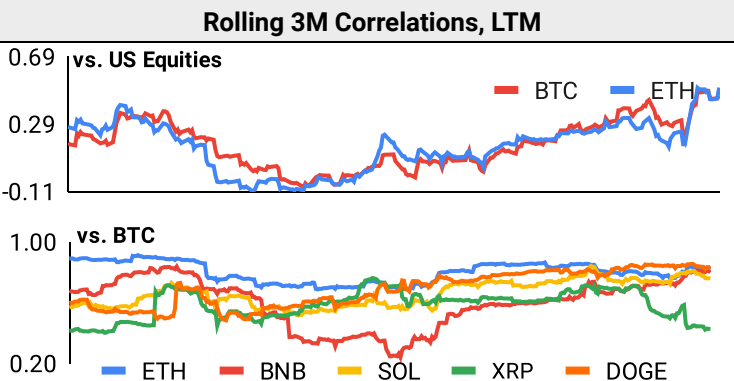
  

10-Year Treasury Yields							Commodities & FX				
	US	Brazil	UK	Germany	Japan	HK					
Last	3.78%	11.48%	3.96%	2.21%	0.88%	2.82%					
1d Chg	-0.04	-0.05	0.04	-0.01	0.01	-0.06					

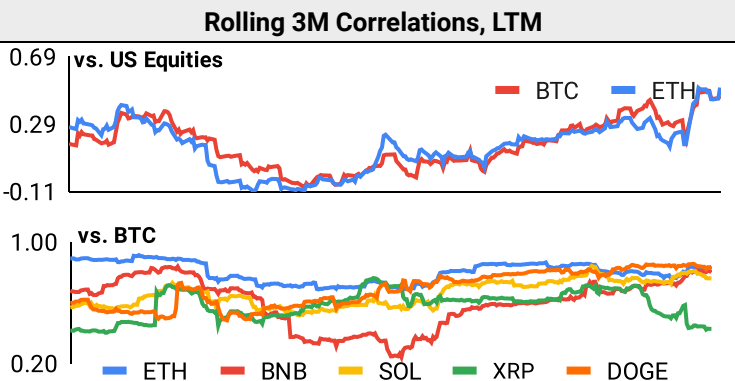
  

	WTI	Gas	Gold	USD/EUR	USD/JPY
Last	73.6	2.17	2,539	0.90	145.8
1d % Chg	0.6%	-1.1%	-0.5%	0.1%	0.4%

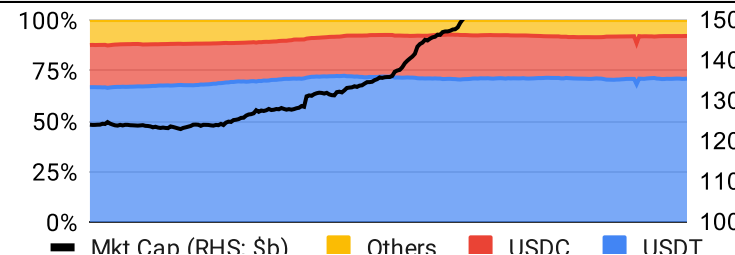
**Volatility**

Annualized Volatility							Rolling 3M Annualized Volatility, LTM				
	BTC	ETH	BNB	SOL	XRP	DOGE					
30D	66%	85%	65%	90%	92%	81%					
90D	50%	61%	60%	83%	73%	76%					
180D	59%	69%	67%	90%	74%	110%					
365D	51%	59%	57%	93%	61%	87%					

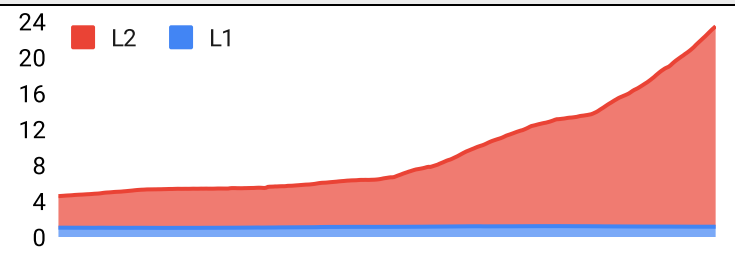
**Correlations**

Intra-Crypto Correlations, LTM							Rolling 3M Correlations, LTM				
	BTC	ETH	BNB	SOL	XRP	DOGE					
BTC											
ETH	0.80										
BNB	0.60	0.58									
SOL	0.67	0.60	0.47								
XRP	0.56	0.52	0.39	0.47							
DOGE	0.75	0.66	0.49	0.56	0.55						

## Stablecoins

Stablecoin Market Size and Volume, \$m					Stablecoin Dominance (LHS) & Market Cap \$b (RHS), LTM	
Ticker	Price	1d Vol	20d Avg Vol	Market Cap		
USDT	1.00	48,987	60,457	117,324		
USDC	1.00	5,120	6,997	34,840		
DAI	1.00	90	141	5,365		
USDe	1.00	67	86	3,059		
PYUSD	1.00	63	33	899		
USDD	1.00	4	7	745		
						<span>— Mkt Cap (RHS: \$b)</span> <span>■ Others</span> <span>■ USDC</span> <span>■ USDT</span>

## Ethereum Mainnet & Layer 2s

Mainnet & Layer 2 Transactions (m/day) and L2 TVL (\$m)					Transactions (m/day), Rolling 90-Day Average, LTM	
Network	1d	30d Avg	TVL	Tech Type		
Xai	9.4	9.6		Optimistic Rollup		
Base	4.1	3.8				
Proof of Play	1.6	1.9				
Arbitrum One	1.8	1.8		Optimistic Rollup		
Taiko	2.1	1.5		Optimistic Rollup		
Immutable X	2.2	1.4		Validium		
PlayBlock	1.2	1.2				
Ethereum	1.1	1.1	-	mainnet		
Blast	2.2	1.0		Optimistic Rollup		
Manta Pacific	1.5	0.7		Optimium		

Layer 2 Token Performance & Market Cap (\$b)					
	MATIC	IMX	STX	MNT	ARB
24h Return	+6.46%	+2.57%	-2%	+0.31%	-1%
Market Cap	4.7	2.3	2.2	2.0	683.9

## NFTs and DAOs

NFT Collection Stats (\$; Volume, MC in \$m)						DAO Treasury Amount (\$m) and Composition					
Collection	Floor	% Listed	3M Ret.	3M Vol	Market Cap	DAO	Treasury	Stables	BTC/ETH	Own Tokens	Other
CryptoPunks	77,231	11%	0%	3,398	772	Uniswap	2,551	0%	0%	100%	0%
Bored Ape Yacht C	34,979	3%	0%	1,294	350	Mantle	2,386	2%	24%	73%	1%
Pudgy Penguins	25,224	3%	0%	1,347	224	Arbitrum	1,734	0%	2%	98%	0%
Autoglyphs	269,161	1%	0%	0	138	ENS	1,386	0%	0%	92%	8%
Azuki	11,664	2%	0%	227	117	Optimism	1,053	0%	0%	100%	0%
Milady Maker	10,226	5%	0%	302	102	Ethereum	796	0%	100%	0%	0%
Mutant Ape Yacht	5,156	3%	0%	386	101	Golem	381	0%	89%	11%	0%
Chromie Squiggle	8,460	2%	0%	61	85	Gnosis	359	6%	28%	42%	24%
Mad Lads	7,517	4%	0%	86	75	Maker	295	19%	0%	81%	0%
NodeMonkes	7,464	16%	0%	126	75	Merit Circle	283	8%	1%	90%	1%

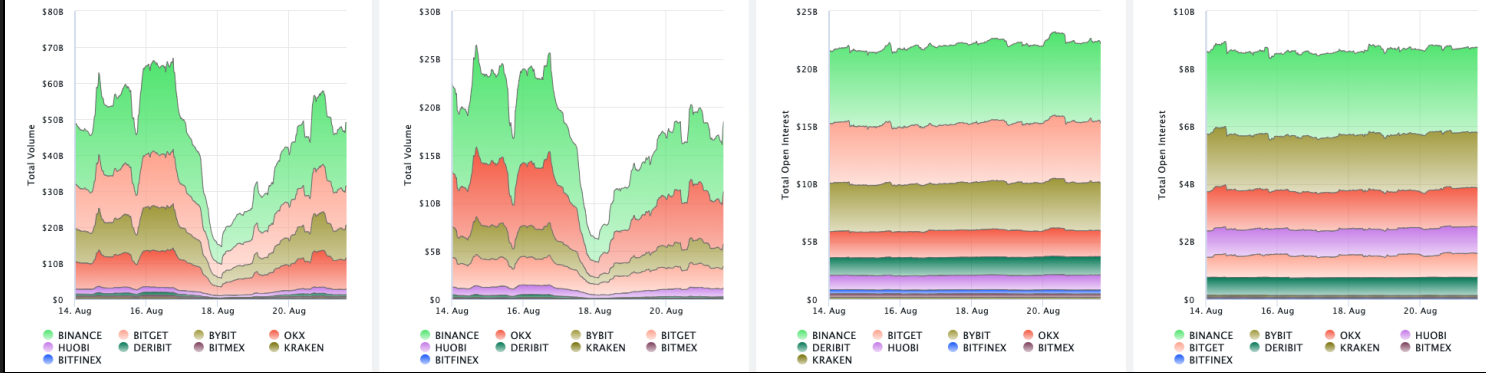
## Crypto News

- [Mt. Gox Moves \\$700M in Bitcoin, BTC Unmoved at \\$59K - CoinDesk](#)
- [Tether Plans to Develop UAE Dirham-Pegged Stablecoin Alongside Phoenix Group - CoinDesk](#)
- [Bitcoin Miner Bitfarms to Buy Rival Stronghold Digital for \\$175M in Stock, Debt - CoinDesk](#)
- [Controversial Crypto Firm Prometheus to Treat Uniswap and Arbitrum's Tokens as Securities - CoinDesk](#)
- [Story Protocol Developer Raises \\$80M Series B, Led by A16z, for Intellectual Property Chain - CoinDesk](#)
- [Trump Tops Harris On Polymarket; Tron, Cardano in Green as Bitcoin Sinks - CoinDesk](#)
- [Crypto-backed Candidate Ansari Narrowly Wins Arizona Primary by 39 Votes - CoinDesk](#)
- [Bitfarms acquires Stronghold Digital Mining in \\$125M deal - Cointelegraph](#)
- [Terraform Labs bankruptcy reorganization hearing set for September - Cointelegraph](#)

### Crypto Futures

#### Futures Volume (BTC LHS ; ETH RHS), 1d

#### Futures Open Interest (BTC LHS ; ETH RHS)



#### OI Weighted Funding Rate (BTC LHS ; ETH RHS), 1d

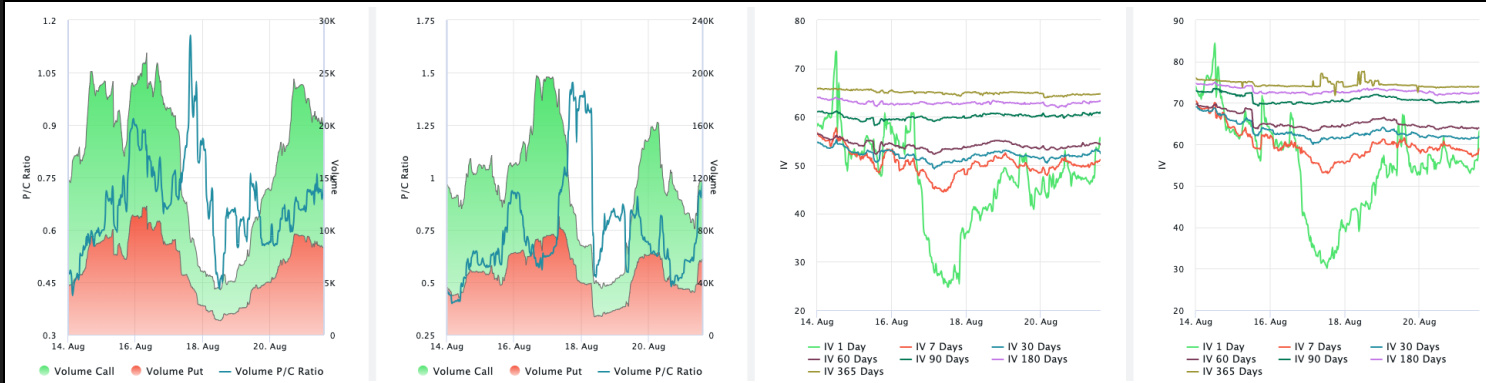
#### Liquidations (BTC LHS ; ETH RHS), 1d



### Crypto Options

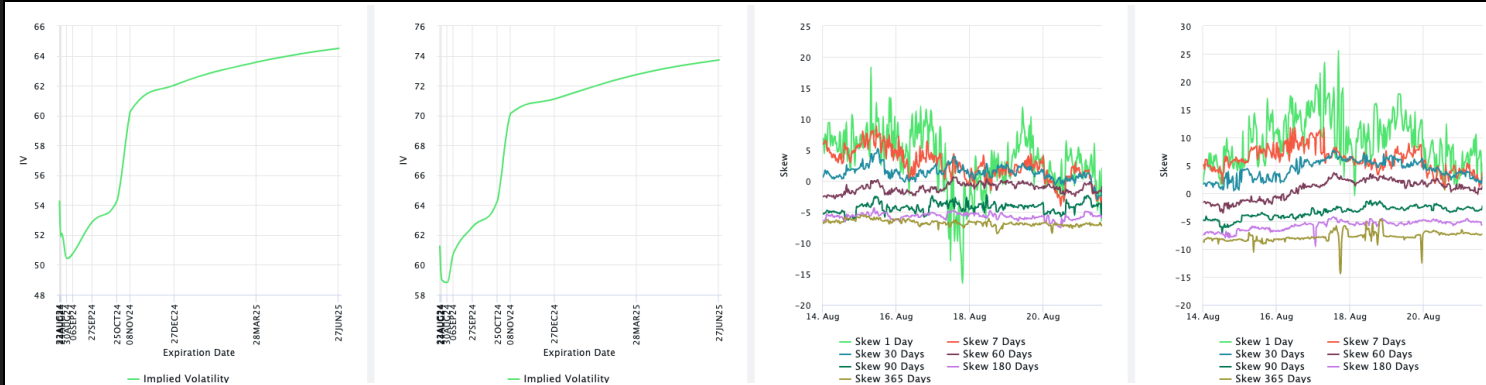
#### Options Volume & Put/Call Ratio (BTC LHS ; ETH RHS), 1d

#### ATM Implied Volatility (BTC LHS ; ETH RHS)



#### ATM Implied Vol Term Structure (BTC LHS ; ETH RHS)

#### 25 Delta Skew (BTC LHS ; ETH RHS)





August 21, 2024

### About GSR

GSR has over a decade of extensive experience in the crypto market, serving as a trusted liquidity provider and active, multi-stage investor. Our suite of services includes OTC Trading, Derivatives, and Market Making. GSR is actively involved in every major sector of the digital asset ecosystem, working with token issuers, institutional investors, miners, and leading trading venues.

For more information or if we can help with anything, please see [gsr.io](https://gsr.io) or contact us at [gsr@gsr.io](mailto:gsr@gsr.io).

Follow GSR for more content: [Twitter](#) [Telegram](#) [LinkedIn](#)

### Authors

Brian Rudick, Senior Strategist	<a href="#">Twitter</a>	<a href="#">Telegram</a>
Toe Bautista, Research Analyst	<a href="#">Twitter</a>	<a href="#">Telegram</a>

### Required Disclosures

This material is provided by GSR (the "Firm") solely for informational purposes, is intended only for sophisticated, institutional investors and does not constitute an offer or commitment, a solicitation of an offer or commitment, or any advice or recommendation, to enter into or conclude any transaction (whether on the terms shown or otherwise), or to provide investment services in any state or country where such an offer or solicitation or provision would be illegal. The Firm is not and does not act as an advisor or fiduciary in providing this material. GSR is not authorised or regulated in the UK by the Financial Conduct Authority. The protections provided by the UK regulatory system will not be available to you. Specifically, information provided herein is intended for institutional persons only and is not suitable for retail persons in the United Kingdom, and no solicitation or recommendation is being made to you in regards to any products or services.

This material is not a research report, and not subject to any of the independence and disclosure standards applicable to research reports prepared pursuant to FINRA or CFTC research rules. This material is not independent of the Firm's proprietary interests, which may conflict with the interests of any counterparty of the Firm. The Firm trades instruments discussed in this material for its own account, may trade contrary to the views expressed in this material, and may have positions in other related instruments.

Information contained herein is based on sources considered to be reliable, but is not guaranteed to be accurate or complete. Any opinions or estimates expressed herein reflect a judgment made by the author(s) as of the date of publication, and are subject to change without notice. Trading and investing in digital assets involves significant risks including price volatility and illiquidity and may not be suitable for all investors. The Firm is not liable whatsoever for any direct or consequential loss arising from the use of this material. Copyright of this material belongs to GSR. Neither this material nor any copy thereof may be taken, reproduced or redistributed, directly or indirectly, without prior written permission of GSR

### Notes & Sources

All options data is based on Deribit and derivatives graphics are from Laevidas. Market returns are based on price returns for the following ETFs: VOO, QQQ, EWU, EWG, EWJ, and EWH. Onchain volumes are not considered and thus certain token volumes may be understated (e.g., stETH).

CoinGecko	Santiment	DefiLlama	CoinMarketCap	Laevidas
L2Beat	Google Finance	TradingView	Deribit	WorldCoinIndex
Cryptorank	Investing.com	NFT Price Floor	CryptoSlate	