











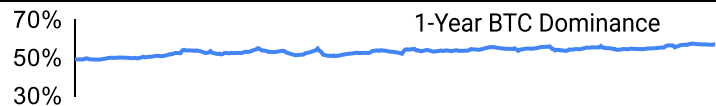
## Crypto Leaderboard

Rank	Name	Ticker	Price	24h	7d	30d	24h Vol \$m	MC \$m	1-Year Chart
1	Bitcoin	BTC	\$60,492	2%	5%	-8%	31,105	1,196,107	
2	Ethereum	ETH	\$2,605	0%	2%	-25%	12,084	314,403	
3	Tether	USDT	\$1.00	0%	0%	0%	49,117	117,451	
4	BNB	BNB	\$587	5%	13%	1%	1,152	85,897	
5	Solana	SOL	\$143	2%	0%	-17%	2,307	66,732	
6	USD Coin	USDC	\$1.00	0%	0%	0%	7,183	34,891	
7	XRP Ledger	XRP	\$0.60	1%	7%	0%	1,246	33,642	
8	Lido stETH	STETH	\$2,606	0%	2%	-25%	46	25,647	
9	Toncoin	TON	\$6.5	-3%	-2%	-5%	423	16,457	
10	Dogecoin	DOGE	\$0.11	2%	5%	-19%	538	15,379	

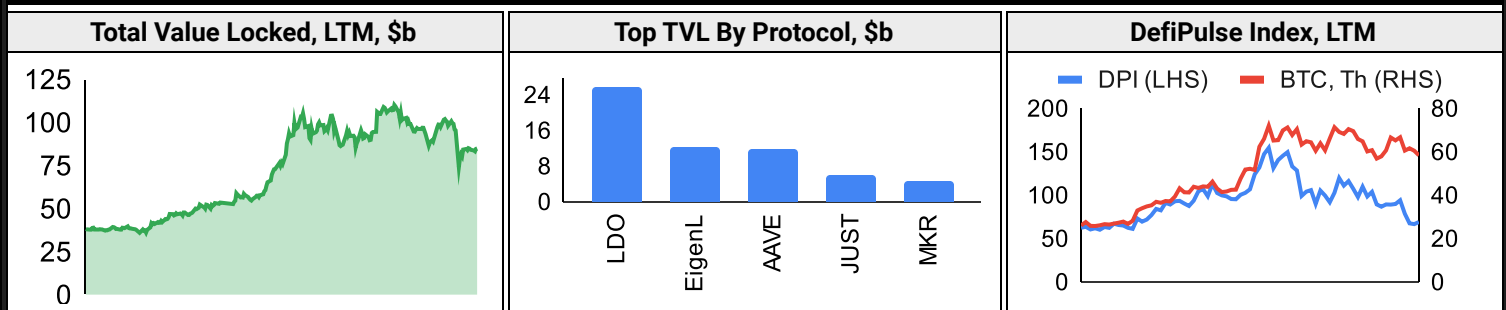
## Top & Bottom Performers - Top 100 Tokens

24h		7 Days		30 Days		90 Days		365 Days	
FLOKI	13%	MATIC	31%	AAVE	44%	NOT	121%	BONK	7218%
FTM	12%	BTT	29%	HNT	26%	BRETT	79%	OM	4547%
LINK	11%	AAVE	26%	TRX	16%	HNT	55%	PEPE	621%
RENDER	11%	FET	23%	BTT	8%	OM	37%	SOL	560%
TRX	-3%	LTC	-3%	BONK	-34%	LDO	-52%	QNT	-33%
TON	-3%	TIA	-3%	WIF	-36%	GRT	-53%	LDO	-34%
HNT	-4%	KAS	-3%	LDO	-37%	FET	-56%	ATOM	-36%
FTN	-5%	OM	-4%	PEPE	-37%	GALA	-58%	ARB	-44%

## Category Performance

Category	7d	30d	90d	180d	365d	Ecosystem	7d	30d	90d	180d	365d
Privacy	7%	2%	-16%	-12%	10%	Tron	60%	46%	38%	37%	155%
CEXs	11%	-2%	-10%	4%	50%	Avalanche	13%	-10%	-29%	-30%	51%
Currency	6%	-5%	-20%	-7%	39%	Ethereum	12%	-10%	-31%	-39%	12%
Lending	10%	-10%	-21%	-4%	93%	Polygon	12%	-14%	-39%	-37%	33%
Smart Contract	10%	-10%	-33%	-23%	77%	BSC	9%	-15%	-37%	-29%	59%
DEX	10%	-10%	-34%	-33%	73%	Polkadot	14%	-15%	-45%	-35%	26%
IoT/Data/Comp.	12%	-11%	-30%	-32%	105%	Cosmos	7%	-16%	-40%	-31%	79%
Other DeFi	12%	-11%	-27%	-28%	40%	Solana	5%	-19%	-40%	-25%	103%
Scaling	23%	-15%	-47%	-49%	26%						
Gaming/Entertai	10%	-16%	-46%	-46%	16%						
Meme	7%	-22%	-39%	67%	156%						

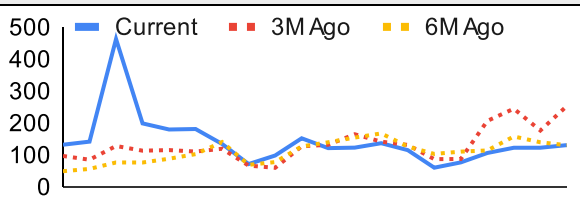
## DeFi



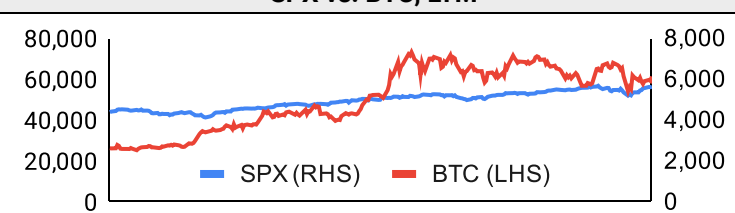
### Trading Volume

Aggregate Volumes by Product, \$b					Top Derivatives Exchanges, \$m and bps					Top Spot Exchanges, \$m		
Product	1d	7d	30d	O/I	Exchange	1d Vol	O/I	Mkr	Tkr	Exchange	Score	1d Vol
Spot	30	189.57	1070	n/a	Binance	43,497	15,380	2.0	4.0	Binance	9.9	12,582
Perpetuals	130	787	4,240	488	Bybit	19,567	10,026	2.0	5.5	Coinbase	8.2	2,076
Futures	1	4	21	1	OKX	19,549	5,069	2.0	5.0	OKX	7.8	1,657
Options	1	9	57	n/a	Bitget	16,327	7,924	2.0	6.0	Bybit	7.6	4,203

Daily Spot Volume, Top 100 Tokens Last 20d, \$b				Top Volume, 1d, \$m		Top Volume, %20d Avg		Low Volume, %20d Avg	
				USDT	56,651	TRX	287%	STETH	0%
				BTC	36,294	MATIC	224%	OM	41%
				ETH	12,887	BTT	207%	USDD	53%
				USDC	5,792	FET	166%	JUP	53%
				FDUSD	4,251	FTM	165%	SUI	55%

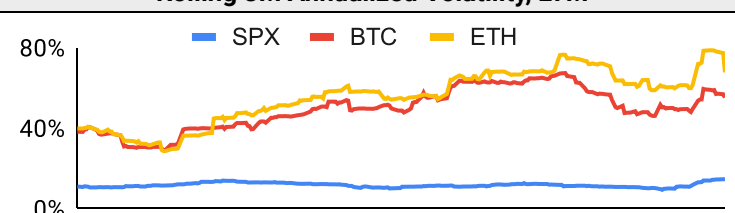
### Traditional Finance

Global Equity Markets							SPX vs. BTC, LTM	
	US	USGrwth	UK	Germany	Japan	HK		
1D	0%	0%	1%	1%	1%	0%	SPX (RHS)	BTC (LHS)
7D	3%	4%	2%	4%	5%	1%		
90D	7%	7%	4%	3%	5%	-7%		
365D	30%	34%	22%	19%	21%	-6%		

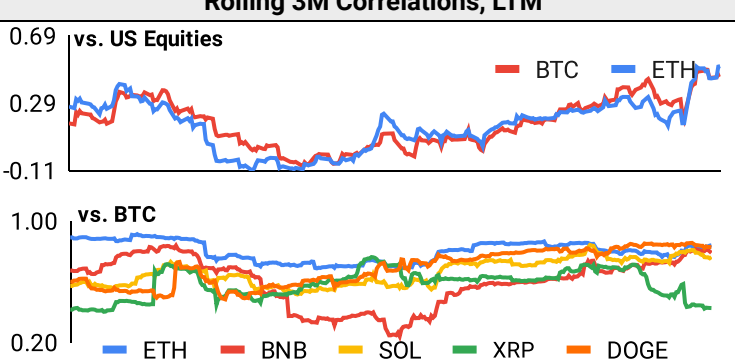
  

10-Year Treasury Yields							Commodities & FX				
	US	Brazil	UK	Germany	Japan	HK	WTI	Gas	Gold	USD/EUR	USD/JPY
Last	3.86%	11.51%	4.00%	2.24%	0.89%	2.86%	72.8	2.06	2,512	0.90	146.3
1d Chg	0.09	-0.05	0.11	0.04	0.01	-0.06	1.2%	-5.5%	-1.4%	0.4%	0.7%

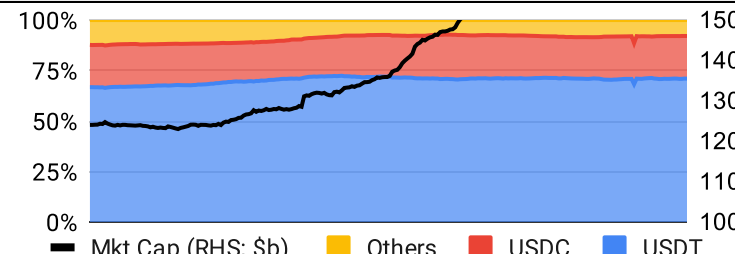
### Volatility

Annualized Volatility							Rolling 3M Annualized Volatility, LTM				
	BTC	ETH	BNB	SOL	XRP	DOGE					
30D	67%	85%	65%	90%	92%	80%	SPX	BTC	ETH		
90D	50%	61%	60%	83%	73%	76%					
180D	59%	69%	67%	90%	74%	110%					
365D	51%	59%	56%	93%	61%	87%					

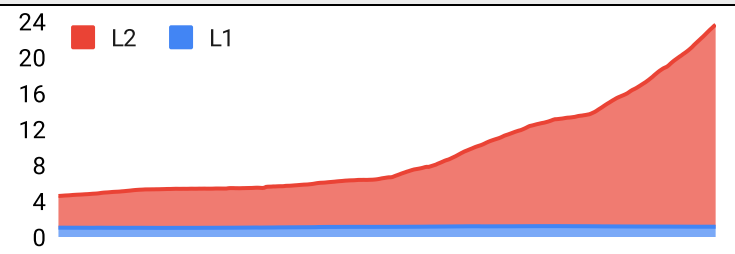
### Correlations

Intra-Crypto Correlations, LTM							Rolling 3M Correlations, LTM					
	BTC	ETH	BNB	SOL	XRP	DOGE						
BTC							vs. US Equities	BTC	ETH			
ETH	0.80						vs. BTC	ETH	BNB	SOL	XRP	DOGE
BNB	0.60	0.58										
SOL	0.67	0.60	0.47									
XRP	0.56	0.52	0.39	0.47								
DOGE	0.75	0.66	0.49	0.56	0.55							

## Stablecoins

Stablecoin Market Size and Volume, \$m					Stablecoin Dominance (LHS) & Market Cap \$b (RHS), LTM	
Ticker	Price	1d Vol	20d Avg Vol	Market Cap		
USDT	1.00	56,651	60,106	117,462		
USDC	1.00	5,792	6,895	34,949		
DAI	1.00	103	139	5,365		
USDe	1.00	77	84	3,059		
PYUSD	1.00	54	36	961		
USDD	1.00	3	7	745		

## Ethereum Mainnet & Layer 2s

Mainnet & Layer 2 Transactions (m/day) and L2 TVL (\$m)					Transactions (m/day), Rolling 90-Day Average, LTM	
Network	1d	30d Avg	TVL	Tech Type		
Xai	9.7	9.6				
Base	4.1	3.8		Optimistic Rollup		
Proof of Play	1.5	1.9				
Arbitrum One	1.9	1.8		Optimistic Rollup		
Taiko	2.2	1.6		Optimistic Rollup		
Immutable X	0.8	1.4		Validium		
PlayBlock	1.2	1.2				
Ethereum	1.1	1.1	-	mainnet		
Blast	2.4	1.0		Optimistic Rollup		
Manta Pacific	1.5	0.8		Optimium		

Layer 2 Token Performance & Market Cap (\$b)					
	MATIC	IMX	STX	MNT	ARB
24h Return	+8.64%	+5.18%	+9.49%	+0.80%	+4.22%
Market Cap	5.2	2.5	2.4	2.0	714.2

## NFTs and DAOs

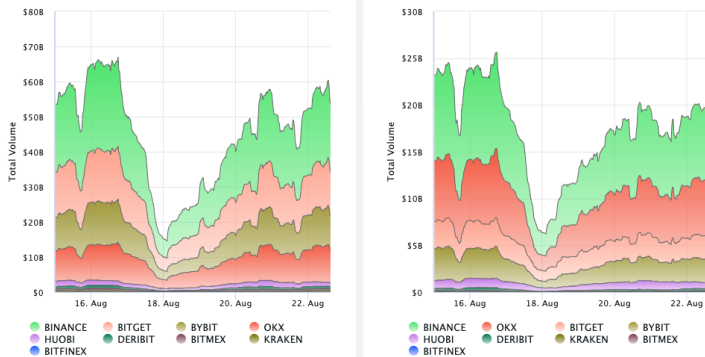
NFT Collection Stats (\$; Volume, MC in \$m)						DAO Treasury Amount (\$m) and Composition					
Collection	Floor	% Listed	3M Ret.	3M Vol	Market Cap	DAO	Treasury	Stables	BTC/ETH	Own Tokens	Other
CryptoPunks	72,291	12%	-6%	461	723	Uniswap	2,783	0%	0%	100%	0%
Bored Ape Yacht C	33,190	3%	-6%	1,612	332	Mantle	2,457	1%	24%	73%	1%
Pudgy Penguins	27,040	3%	0%	1,136	240	Arbitrum	1,833	0%	2%	98%	0%
Autoglyphs	274,623	1%	0%	0	141	ENS	1,444	0%	0%	92%	8%
Azuki	12,267	2%	0%	238	123	Optimism	1,122	0%	0%	100%	0%
Chromie Squiggle	11,259	2%	1%	140	113	Ethereum	813	0%	100%	0%	0%
Mutant Ape Yacht	5,570	3%	0%	806	109	Golem	381	0%	88%	12%	0%
Milady Maker	10,461	5%	0%	289	105	Gnosis	363	6%	27%	43%	23%
Fidenza by Tyler H	81,079	2%	0%	260	81	Merit Circle	312	7%	1%	91%	1%
NodeMonkes	7,595	16%	0%	285	76	Maker	305	18%	0%	82%	0%

## Crypto News

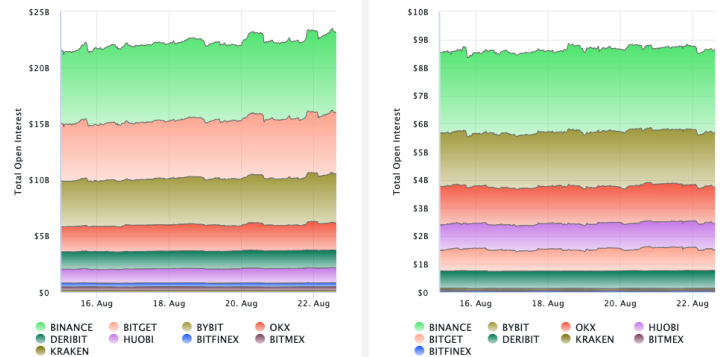
- [Fed Chair Jerome Powell Expected to Set Stage for September Rate Cut - CoinDesk](#)
- [The SEC is poised to file fewer crypto cases in 2024 - Blockworks](#)
- [Mt. Gox shifts \\$700M in Bitcoin, first major move in 3 weeks - Cointelegraph](#)
- [Bitcoin Miner Bitfarms to Buy Rival Stronghold Digital for \\$175M in Stock, Debt - CoinDesk](#)
- [Gate Ventures, Abu Dhabi Blockchain Center Launch \\$100M Innovation Fund - Bitcoin.com News](#)
- [Arizona AG issues warning about Bitcoin and cryptocurrency scams - KTAR.com](#)
- [Curve founder faces community pushback on DAO funding proposal - Blockworks](#)
- [Avalanche Becomes Latest Blockchain to Support Franklin Templeton's Tokenized Money Market Fund - CoinDesk](#)
- [First Mover Americas: Bitcoin Advances Following Reports of RFK Jr. Withdrawal - CoinDesk](#)

### Crypto Futures

#### Futures Volume (BTC LHS ; ETH RHS), 1d



#### Futures Open Interest (BTC LHS ; ETH RHS)



#### OI Weighted Funding Rate (BTC LHS ; ETH RHS), 1d

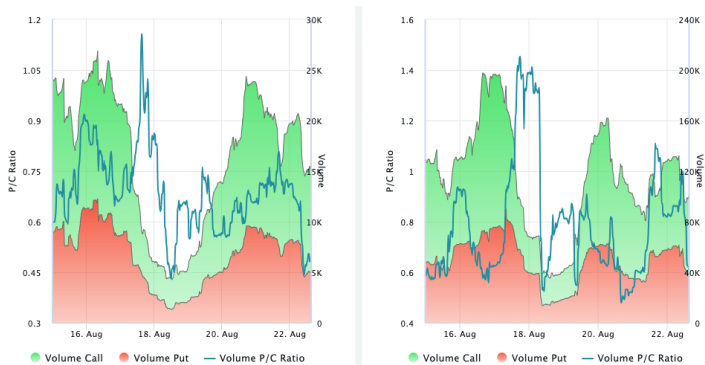


#### Liquidations (BTC LHS ; ETH RHS), 1d

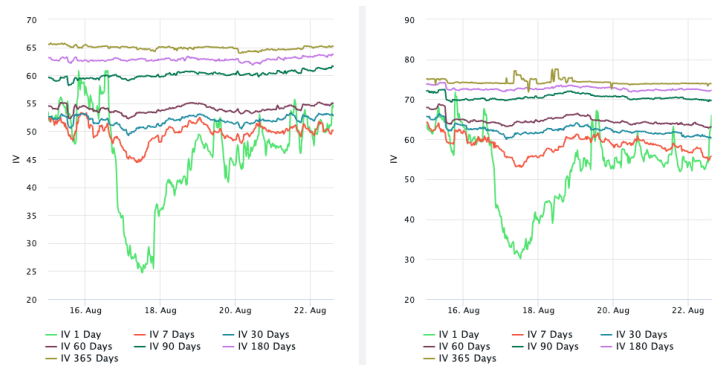


### Crypto Options

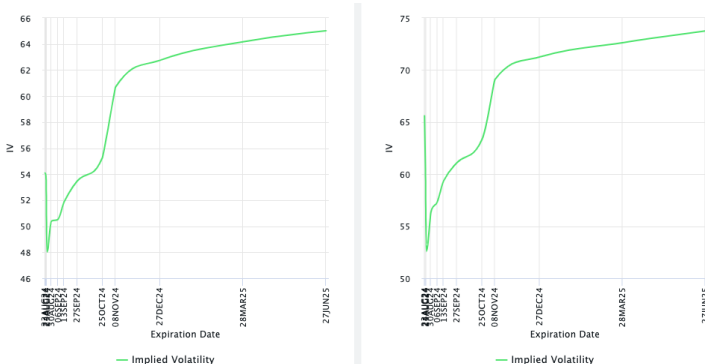
#### Options Volume & Put/Call Ratio (BTC LHS ; ETH RHS), 1d



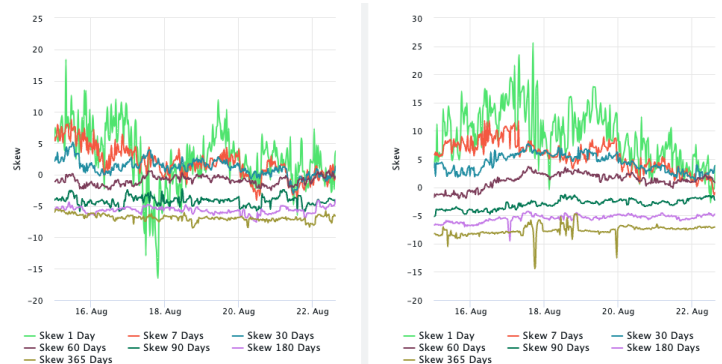
#### ATM Implied Volatility (BTC LHS ; ETH RHS)



#### ATM Implied Vol Term Structure (BTC LHS ; ETH RHS)



#### 25 Delta Skew (BTC LHS ; ETH RHS)





August 22, 2024

### About GSR

GSR has over a decade of extensive experience in the crypto market, serving as a trusted liquidity provider and active, multi-stage investor. Our suite of services includes OTC Trading, Derivatives, and Market Making. GSR is actively involved in every major sector of the digital asset ecosystem, working with token issuers, institutional investors, miners, and leading trading venues.

For more information or if we can help with anything, please see [gsr.io](https://gsr.io) or contact us at [gsr@gsr.io](mailto:gsr@gsr.io).

Follow GSR for more content: [Twitter](#) [Telegram](#) [LinkedIn](#)

### Authors

Brian Rudick, Senior Strategist	<a href="#">Twitter</a>	<a href="#">Telegram</a>
Toe Bautista, Research Analyst	<a href="#">Twitter</a>	<a href="#">Telegram</a>

### Required Disclosures

This material is provided by GSR (the "Firm") solely for informational purposes, is intended only for sophisticated, institutional investors and does not constitute an offer or commitment, a solicitation of an offer or commitment, or any advice or recommendation, to enter into or conclude any transaction (whether on the terms shown or otherwise), or to provide investment services in any state or country where such an offer or solicitation or provision would be illegal. The Firm is not and does not act as an advisor or fiduciary in providing this material. GSR is not authorised or regulated in the UK by the Financial Conduct Authority. The protections provided by the UK regulatory system will not be available to you. Specifically, information provided herein is intended for institutional persons only and is not suitable for retail persons in the United Kingdom, and no solicitation or recommendation is being made to you in regards to any products or services.

This material is not a research report, and not subject to any of the independence and disclosure standards applicable to research reports prepared pursuant to FINRA or CFTC research rules. This material is not independent of the Firm's proprietary interests, which may conflict with the interests of any counterparty of the Firm. The Firm trades instruments discussed in this material for its own account, may trade contrary to the views expressed in this material, and may have positions in other related instruments.

Information contained herein is based on sources considered to be reliable, but is not guaranteed to be accurate or complete. Any opinions or estimates expressed herein reflect a judgment made by the author(s) as of the date of publication, and are subject to change without notice. Trading and investing in digital assets involves significant risks including price volatility and illiquidity and may not be suitable for all investors. The Firm is not liable whatsoever for any direct or consequential loss arising from the use of this material. Copyright of this material belongs to GSR. Neither this material nor any copy thereof may be taken, reproduced or redistributed, directly or indirectly, without prior written permission of GSR

### Notes & Sources

All options data is based on Deribit and derivatives graphics are from Laevidas. Market returns are based on price returns for the following ETFs: VOO, QQQ, EWU, EWG, EWJ, and EWH. Onchain volumes are not considered and thus certain token volumes may be understated (e.g., stETH).

CoinGecko	Santiment	DefiLlama	CoinMarketCap	Laevidas
L2Beat	Google Finance	TradingView	Deribit	WorldCoinIndex
Cryptorank	Investing.com	NFT Price Floor	CryptoSlate	