











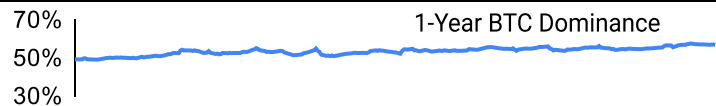
Crypto Leaderboard

Rank	Name	Ticker	Price	24h	7d	30d	24h Vol \$m	MC \$m	1-Year Chart
1	Bitcoin	BTC	\$60,986	1%	5%	-6%	24,362	1,204,104	
2	Ethereum	ETH	\$2,653	2%	3%	-20%	11,091	319,045	
3	Tether	USDT	\$1.00	0%	0%	0%	37,393	117,545	
4	BNB	BNB	\$578	-1%	12%	1%	1,229	84,363	
5	Solana	SOL	\$144	1%	4%	-18%	1,621	67,025	
6	USD Coin	USDC	\$1.00	0%	0%	0%	6,777	34,511	
7	XRP Ledger	XRP	\$0.60	0%	6%	-3%	1,050	33,469	
8	Lido stETH	STETH	\$2,651	1%	2%	-20%	35	25,982	
9	Toncoin	TON	\$6.57	1%	1%	-4%	262	16,605	
10	Dogecoin	DOGE	\$0.11	2%	9%	-15%	501	15,688	

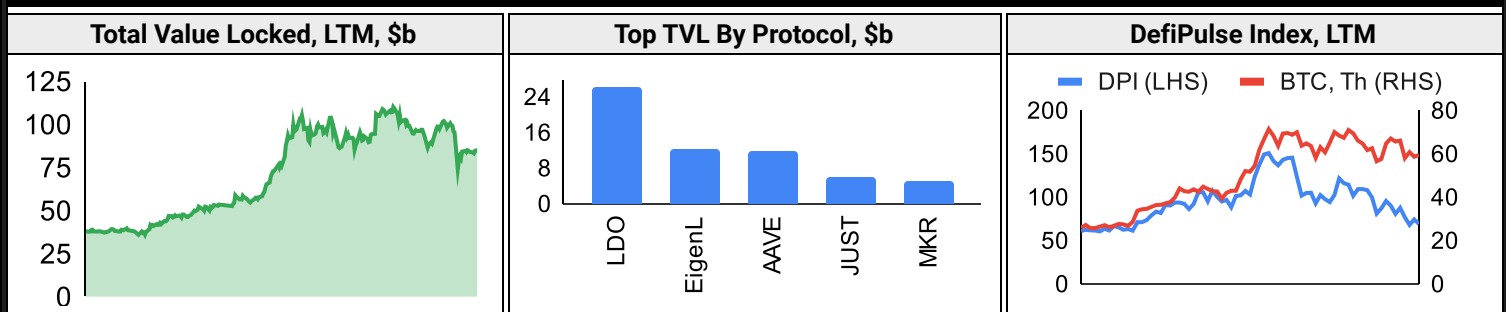
Top & Bottom Performers - Top 100 Tokens

24h		7 Days		30 Days		90 Days		365 Days	
CORE	12%	FTM	31%	AAVE	53%	NOT	104%	BONK	7395%
GALA	11%	MATIC	31%	HNT	37%	HNT	64%	OM	4884%
SEI	11%	AVAX	30%	SUI	18%	BRETT	46%	PEPE	770%
RUNE	10%	FET	29%	TRX	17%	OM	41%	SOL	590%
FLOKI	-1%	CRO	0%	LDO	-28%	LDO	-51%	LDO	-28%
BNB	-1%	KAS	-2%	BONK	-30%	ARB	-52%	QNT	-31%
BTT	-1%	LEO	-3%	PEPE	-33%	FET	-54%	ATOM	-32%
FTN	-3%	LTC	-4%	WIF	-34%	GALA	-54%	ARB	-41%

Category Performance

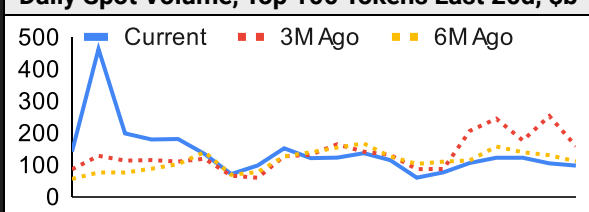
Category	7d	30d	90d	180d	365d	Ecosystem	7d	30d	90d	180d	365d
Privacy	10%	5%	-15%	-13%	16%	Tron	64%	61%	52%	52%	188%
Currency	9%	-2%	-19%	-5%	45%	Ethereum	14%	-4%	-31%	-38%	17%
CEXs	9%	-2%	-10%	4%	54%	Avalanche	16%	-5%	-30%	-29%	57%
Lending	13%	-3%	-20%	-4%	99%	Polygon	17%	-8%	-38%	-34%	43%
Smart Contract	14%	-5%	-31%	-22%	87%	BSC	15%	-9%	-35%	-25%	67%
IoT/Data/Comp.	17%	-5%	-28%	-31%	119%	Polkadot	18%	-10%	-43%	-34%	33%
DEX	12%	-5%	-33%	-31%	82%	Cosmos	11%	-12%	-39%	-30%	89%
Other DeFi	21%	-7%	-24%	-26%	49%	Solana	7%	-15%	-39%	-23%	113%
Scaling	27%	-8%	-45%	-50%	34%						
Gaming/Entertai	17%	-11%	-44%	-44%	26%						
Meme	10%	-17%	-40%	67%	167%						

DeFi

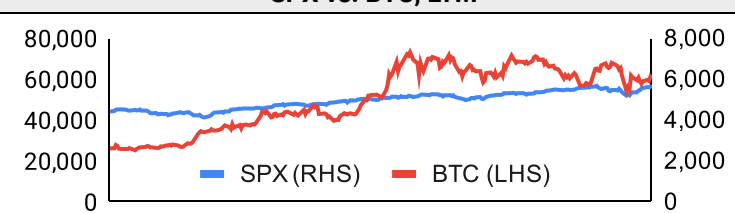


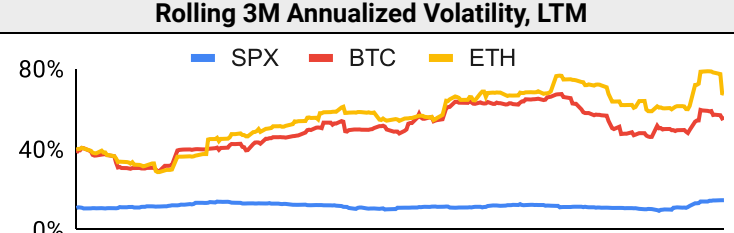
Trading Volume

Aggregate Volumes by Product, \$b					Top Derivatives Exchanges, \$m and bps					Top Spot Exchanges, \$m		
Product	1d	7d	30d	O/I	Exchange	1d Vol	O/I	Mkr	Tkr	Exchange	Score	1d Vol
Spot	24	188.91	1070	n/a	Binance	32,470	15,645	2.0	4.0	Binance	9.9	10,267
Perpetuals	90	799	4,300	528	Bybit	13,675	10,330	2.0	5.5	Coinbase	8.2	1,351
Futures	0	4	21	1	OKX	14,001	5,158	2.0	5.0	OKX	7.8	1,163
Options	2	9	59	n/a	Bitget	11,173	8,129	2.0	6.0	Bybit	7.6	3,500

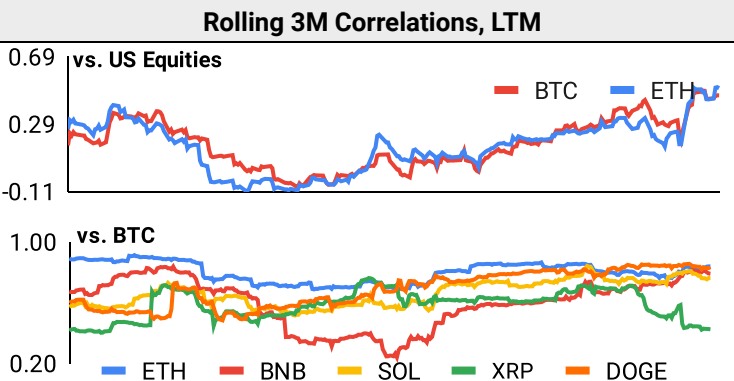
Daily Spot Volume, Top 100 Tokens Last 20d, \$b				Top Volume, 1d, \$m		Top Volume, %20d Avg		Low Volume, %20d Avg	
				USDT	43,006	FLR	159%	STETH	0%
				BTC	23,933	SEI	148%	SOL	37%
				ETH	11,369	AVAX	148%	USDD	44%
				USDC	4,924	FET	133%	PYTH	53%
				FDUSD	3,476	TRX	126%	ONDO	58%

Traditional Finance

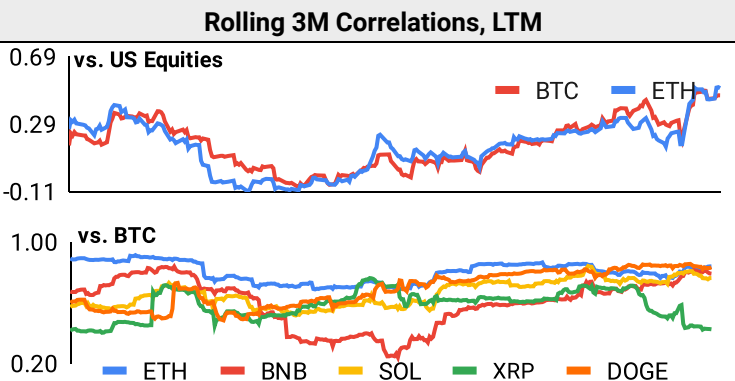
Global Equity Markets							SPX vs. BTC, LTM				
	US	USGrwth	UK	Germany	Japan	HK					
1D	-1%	-2%	0%	-1%	-1%	0%					
7D	1%	0%	1%	3%	2%	1%					
90D	5%	4%	3%	1%	3%	-6%					
365D	27%	30%	21%	18%	19%	-7%					

10-Year Treasury Yields							Commodities & FX					
	US	Brazil	UK	Germany	Japan	HK						
Last	3.85%	11.66%	4.00%	2.26%	0.90%	2.90%	Last	WTI	Gas	Gold	USD/EUR	USD/JPY
1d Chg	-0.01	-0.04	0.03	0.01	0.01	-0.06	1d % Chg	74.3	2.02	2,533	0.90	146.4
							1.7% -1.7% 0.7% 0.0% 0.1%					

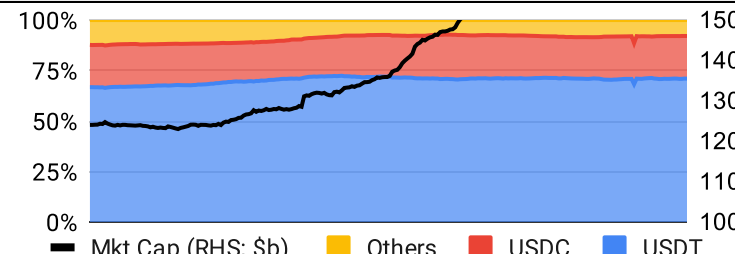
Volatility

Annualized Volatility							Rolling 3M Annualized Volatility, LTM				
	BTC	ETH	BNB	SOL	XRP	DOGE					
30D	67%	85%	65%	89%	91%	81%					
90D	50%	61%	60%	83%	73%	75%					
180D	59%	69%	67%	90%	74%	110%					
365D	51%	59%	56%	93%	61%	87%					

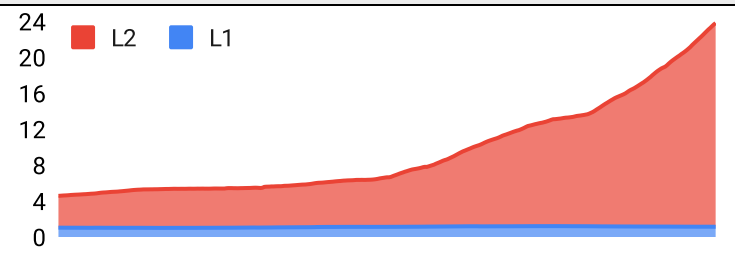
Correlations

Intra-Crypto Correlations, LTM							Rolling 3M Correlations, LTM				
	BTC	ETH	BNB	SOL	XRP	DOGE					
BTC											
ETH	0.80										
BNB	0.60	0.58									
SOL	0.67	0.60	0.47								
XRP	0.55	0.52	0.39	0.47							
DOGE	0.75	0.66	0.49	0.56	0.55						

Stablecoins

Stablecoin Market Size and Volume, \$m					Stablecoin Dominance (LHS) & Market Cap \$b (RHS), LTM	
Ticker	Price	1d Vol	20d Avg Vol	Market Cap		
USDT	1.00	43,006	58,993	117,692		
USDC	1.00	4,924	6,795	34,503		
DAI	1.00	97	138	5,366		
USDe	1.00	43	80	3,058		
PYUSD	1.00	26	35	960		
USDD	1.00	3	6	744		

Ethereum Mainnet & Layer 2s

Mainnet & Layer 2 Transactions (m/day) and L2 TVL (\$m)					Transactions (m/day), Rolling 90-Day Average, LTM	
Network	1d	30d Avg	TVL	Tech Type		
Xai	10.0	9.7				
Base	4.0	3.8		Optimistic Rollup		
Proof of Play	1.6	1.9				
Arbitrum One	1.8	1.8		Optimistic Rollup		
Taiko	2.1	1.6		Optimistic Rollup		
Immutable X	0.9	1.5		Validium		
PlayBlock	1.2	1.2				
Ethereum	1.1	1.1	-	mainnet		
Blast	1.1	1.0		Optimistic Rollup		
Manta Pacific	1.5	0.8		Optimium		

Layer 2 Token Performance & Market Cap (\$b)					
	MATIC	IMX	STX	MNT	ARB
24h Return	+1.01%	+6.92%	+3.93%	+3.25%	+2.13%
Market Cap	5.2	2.7	2.5	2.1	731.0

NFTs and DAOs

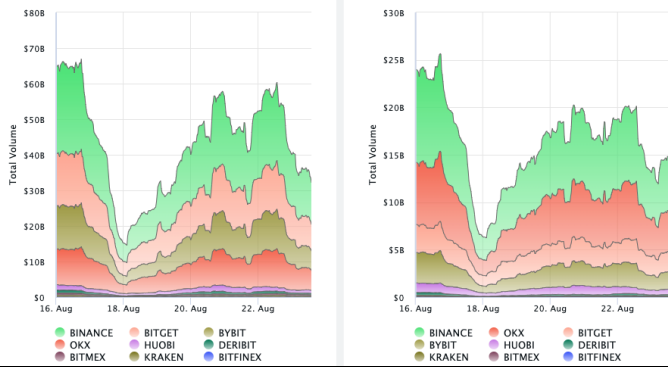
NFT Collection Stats (\$; Volume, MC in \$m)						DAO Treasury Amount (\$m) and Composition					
Collection	Floor	% Listed	3M Ret.	3M Vol	Market Cap	DAO	Treasury	Stables	BTC/ETH	Own Tokens	Other
CryptoPunks	73,014	12%	-1%	234	730	Uniswap	2,775	0%	0%	100%	0%
Bored Ape Yacht C	34,370	3%	0%	643	344	Mantle	2,483	1%	24%	73%	1%
Pudgy Penguins	27,571	3%	0%	592	245	Arbitrum	1,852	0%	2%	98%	0%
Autoglyphs	278,884	1%	0%	0	143	ENS	1,483	0%	0%	92%	8%
Azuki	12,226	2%	-1%	145	122	Optimism	1,195	0%	0%	100%	0%
Chromie Squiggle	11,434	2%	0%	42	114	Ethereum	823	0%	100%	0%	0%
Mutant Ape Yacht	5,764	3%	0%	335	112	Golem	385	0%	88%	12%	0%
Milady Maker	10,247	5%	-4%	299	103	Gnosis	366	6%	28%	43%	24%
NodeMonkes	8,483	16%	0%	463	85	Merit Circle	317	7%	1%	91%	1%
Fidenza by Tyler H	82,337	3%	0%	0	82	Maker	309	18%	0%	82%	0%

Crypto News

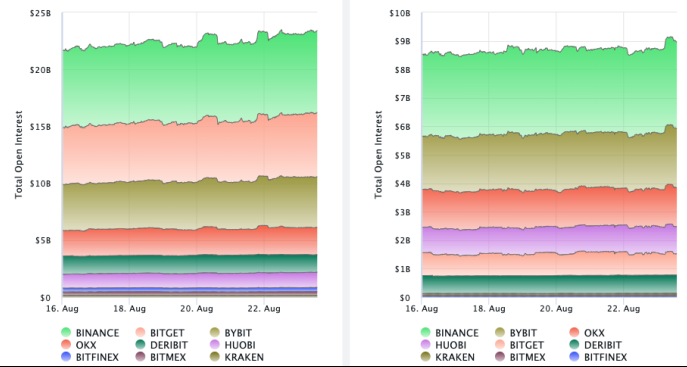
- [Bitcoin and ether rise as investors grow confident Fed will cut rates: CNBC Crypto World - CNBC](#)
- [MakerDAO to Offer Optional MKR Conversions for New Governance Token - CoinDesk](#)
- [Crypto industry spending 'unprecedented' money on 2024 election: Report - The Hill](#)
- [Theya Introduces Direct-To-Wallet Bitcoin Purchases - Bitcoin Magazine](#)
- [Highest Court of China Moves to List Virtual Asset Transactions as a Money-Laundering Tool – Legal Bitcoin News - Bitcoin.com News](#)
- [Donald Trump touts new family DeFi project - Blockworks](#)
- [Magic Eden unveils ME token, eyeing expansion beyond NFT sector - Blockworks](#)
- [Australia's Securities Regulator Wins Case Against Kraken's Local Operator - CoinDesk](#)
- [Sony, Electronics Pioneer Behind Walkman, Starts Own Blockchain 'Soneium' - CoinDesk](#)

Crypto Futures

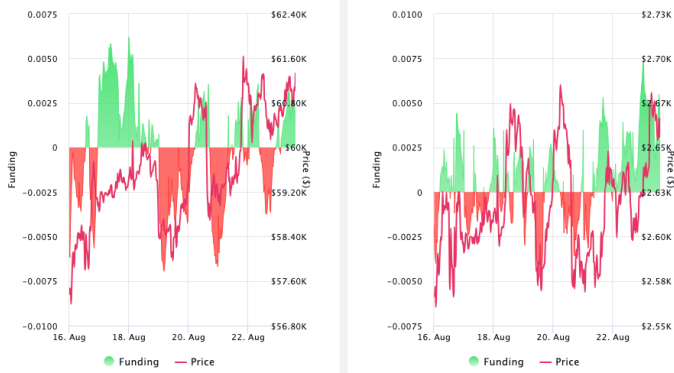
Futures Volume (BTC LHS ; ETH RHS), 1d



Futures Open Interest (BTC LHS ; ETH RHS)



OI Weighted Funding Rate (BTC LHS ; ETH RHS), 1d

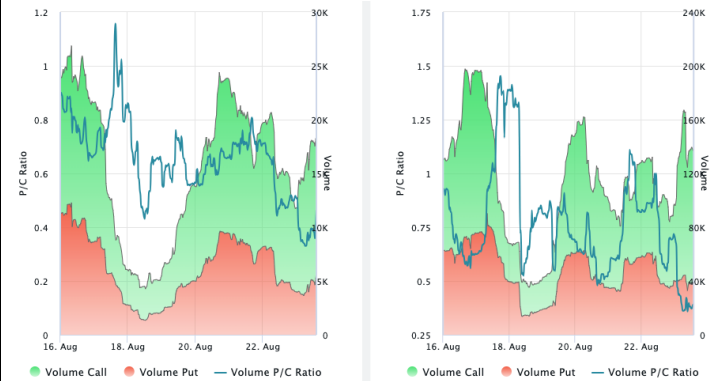


Liquidations (BTC LHS ; ETH RHS), 1d

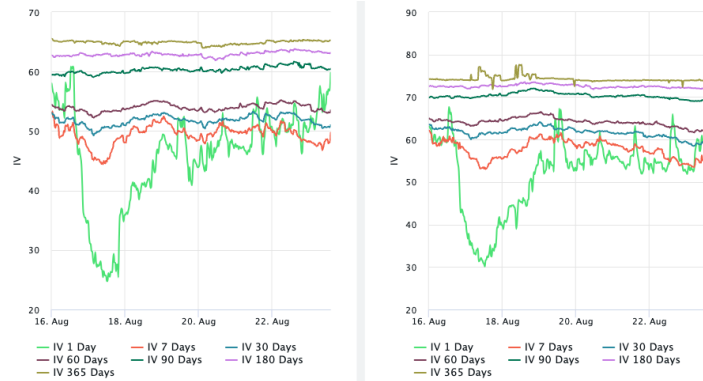


Crypto Options

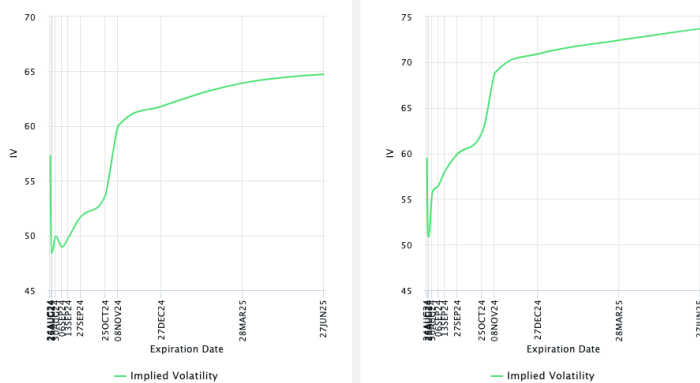
Options Volume & Put/Call Ratio (BTC LHS ; ETH RHS), 1d



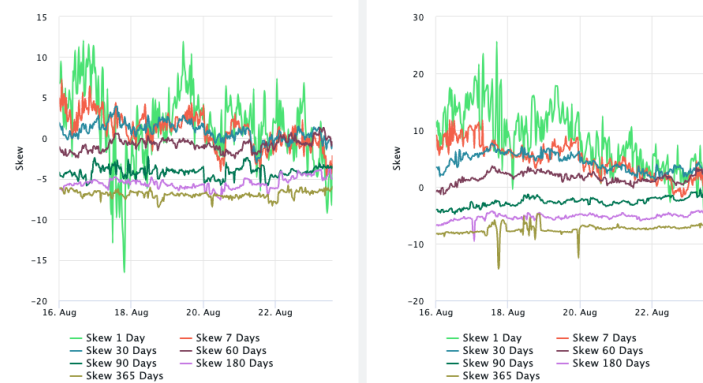
ATM Implied Volatility (BTC LHS ; ETH RHS)



ATM Implied Vol Term Structure (BTC LHS ; ETH RHS)



25 Delta Skew (BTC LHS ; ETH RHS)





August 23, 2024

About GSR

GSR has over a decade of extensive experience in the crypto market, serving as a trusted liquidity provider and active, multi-stage investor. Our suite of services includes OTC Trading, Derivatives, and Market Making. GSR is actively involved in every major sector of the digital asset ecosystem, working with token issuers, institutional investors, miners, and leading trading venues.

For more information or if we can help with anything, please see gsr.io or contact us at gsr@gsr.io.

Follow GSR for more content: [Twitter](#) [Telegram](#) [LinkedIn](#)

Authors

Brian Rudick, Senior Strategist	Twitter	Telegram
Toe Bautista, Research Analyst	Twitter	Telegram

Required Disclosures

This material is provided by GSR (the "Firm") solely for informational purposes, is intended only for sophisticated, institutional investors and does not constitute an offer or commitment, a solicitation of an offer or commitment, or any advice or recommendation, to enter into or conclude any transaction (whether on the terms shown or otherwise), or to provide investment services in any state or country where such an offer or solicitation or provision would be illegal. The Firm is not and does not act as an advisor or fiduciary in providing this material. GSR is not authorised or regulated in the UK by the Financial Conduct Authority. The protections provided by the UK regulatory system will not be available to you. Specifically, information provided herein is intended for institutional persons only and is not suitable for retail persons in the United Kingdom, and no solicitation or recommendation is being made to you in regards to any products or services.

This material is not a research report, and not subject to any of the independence and disclosure standards applicable to research reports prepared pursuant to FINRA or CFTC research rules. This material is not independent of the Firm's proprietary interests, which may conflict with the interests of any counterparty of the Firm. The Firm trades instruments discussed in this material for its own account, may trade contrary to the views expressed in this material, and may have positions in other related instruments.

Information contained herein is based on sources considered to be reliable, but is not guaranteed to be accurate or complete. Any opinions or estimates expressed herein reflect a judgment made by the author(s) as of the date of publication, and are subject to change without notice. Trading and investing in digital assets involves significant risks including price volatility and illiquidity and may not be suitable for all investors. The Firm is not liable whatsoever for any direct or consequential loss arising from the use of this material. Copyright of this material belongs to GSR. Neither this material nor any copy thereof may be taken, reproduced or redistributed, directly or indirectly, without prior written permission of GSR

Notes & Sources

All options data is based on Deribit and derivatives graphics are from Laevidas. Market returns are based on price returns for the following ETFs: VOO, QQQ, EWU, EWG, EWJ, and EWH. Onchain volumes are not considered and thus certain token volumes may be understated (e.g., stETH).

CoinGecko	Santiment	DefiLlama	CoinMarketCap	Laevidas
L2Beat	Google Finance	TradingView	Deribit	WorldCoinIndex
Cryptorank	Investing.com	NFT Price Floor	CryptoSlate	