











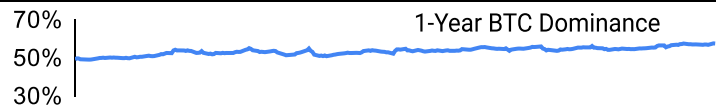
## Crypto Leaderboard

Rank	Name	Ticker	Price	24h	7d	30d	24h Vol \$m	MC \$m	1-Year Chart
1	Bitcoin	BTC	\$61,593	-4%	5%	-10%	30,801	1,217,811	
2	Ethereum	ETH	\$2,565	-6%	0%	-21%	14,050	308,892	
3	Tether	USDT	\$1.00	0%	0%	0%	36,386	117,846	
4	BNB	BNB	\$549	-2%	-3%	-6%	948	80,242	
5	Solana	SOL	\$154	-3%	8%	-17%	3,209	71,612	
6	USD Coin	USDC	\$1.00	0%	0%	0%	6,529	34,262	
7	XRP Ledger	XRP	\$0.60	1%	1%	-1%	1,360	33,509	
8	Lido stETH	STETH	\$2,564	-6%	1%	-21%	70	25,156	
9	Dogecoin	DOGE	\$0.10	-3%	1%	-20%	582	15,138	
10	TRON	TRX	\$0.16	-2%	1%	17%	863	14,091	

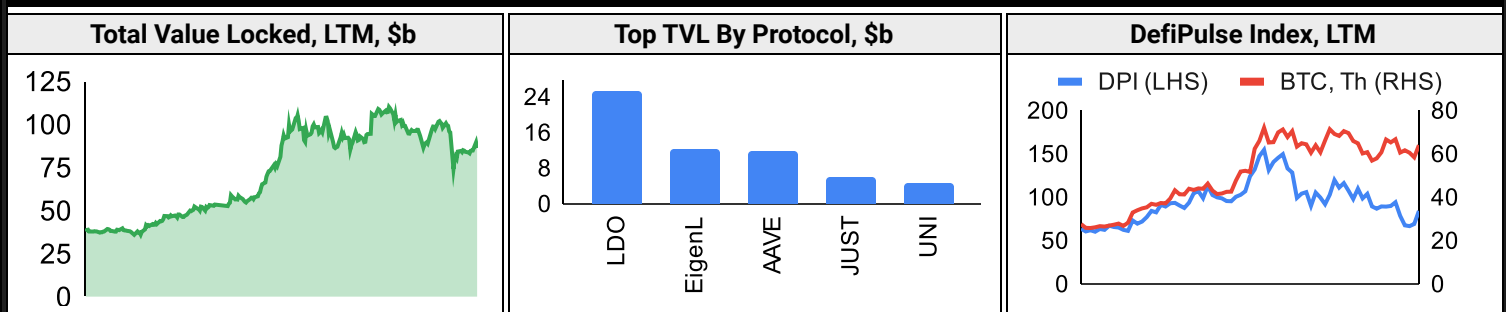
## Top & Bottom Performers - Top 100 Tokens

24h		7 Days		30 Days		90 Days		365 Days	
HNT	4%	FET	54%	HNT	33%	HNT	76%	BONK	7477%
APT	3%	APT	22%	AAVE	25%	TRX	45%	OM	4830%
XRP	1%	STX	21%	SUI	25%	OM	39%	PEPE	874%
STX	1%	SEI	21%	TRX	17%	KAS	22%	SOL	649%
ARB	-7%	AAVE	-5%	BONK	-31%	TIA	-50%	LDO	-27%
AAVE	-7%	BRETT	-5%	NOT	-33%	ARB	-51%	ATOM	-33%
WIF	-8%	NOT	-17%	BRETT	-34%	WIF	-53%	QNT	-35%
SEI	-10%	TON	-18%	JASMY	-34%	GALA	-54%	ARB	-41%

## Category Performance

Category	7d	30d	90d	180d	365d	Ecosystem	7d	30d	90d	180d	365d
CEXs	0%	-3%	-12%	-6%	49%	Tron	33%	76%	71%	63%	229%
Privacy	1%	-6%	-19%	-21%	7%	Ethereum	5%	-9%	-32%	-44%	13%
Currency	2%	-7%	-19%	-17%	39%	Avalanche	5%	-10%	-31%	-36%	51%
Smart Contract	6%	-8%	-30%	-29%	86%	Cosmos	8%	-12%	-38%	-37%	106%
Lending	4%	-8%	-23%	-17%	94%	Polkadot	8%	-12%	-43%	-40%	33%
IoT/Data/Comp.	7%	-10%	-29%	-42%	112%	BSC	6%	-12%	-37%	-30%	66%
DEX	3%	-11%	-34%	-38%	79%	Polygon	7%	-13%	-40%	-39%	39%
Scaling	4%	-12%	-47%	-56%	26%	Solana	8%	-15%	-37%	-34%	126%
Gaming/Entertai	10%	-13%	-44%	-53%	27%						
Other DeFi	7%	-13%	-27%	-36%	45%						
Meme	6%	-18%	-43%	27%	181%						

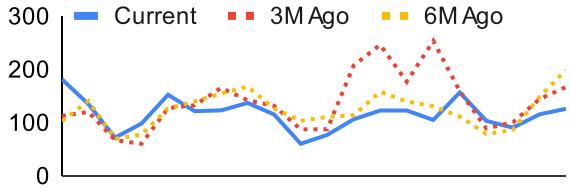
## DeFi



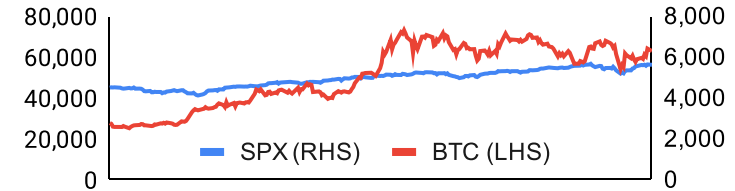
**Trading Volume**

Aggregate Volumes by Product, \$b					Top Derivatives Exchanges, \$m and bps					Top Spot Exchanges, \$m		
Product	1d	7d	30d	O/I	Exchange	1d Vol	O/I	Mkr	Tkr	Exchange	Score	1d Vol
Spot	30	201.42	1060	n/a	Binance	45,498	16,186	2.0	4.0	Binance	9.9	12,603
Perpetuals	121	814	4,270	508	Bybit	19,121	10,942	2.0	5.5	Coinbase	8.2	1,767
Futures	1	4	21	1	OKX	20,385	5,394	2.0	5.0	OKX	7.8	1,729
Options	2	11	58	n/a	Bitget	15,639	8,567	2.0	6.0	Bybit	7.6	5,134

Daily Spot Volume, Top 100 Tokens Last 20d, \$b				Top Volume, 1d, \$m		Top Volume, %20d Avg		Low Volume, %20d Avg	
				USDT	55,323	FET	234%	WEETH	25%
				BTC	31,530	MKR	161%	EETH	31%
				ETH	14,577	SEI	158%	OM	45%
				USDC	5,662	JUP	150%	CRO	46%
				FDUSD	4,062	HNT	147%	BRETT	55%

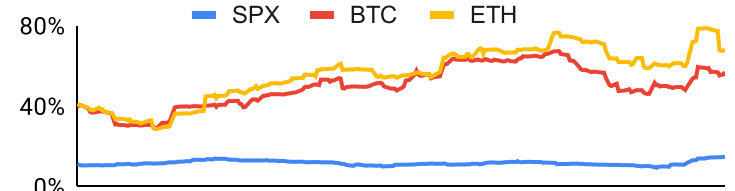
**Traditional Finance**

Global Equity Markets							SPX vs. BTC, LTM	
	US	USGrwth	UK	Germany	Japan	HK		
1D	0%	-1%	0%	0%	-1%	1%		
7D	0%	-1%	2%	2%	1%	1%		
90D	6%	4%	6%	3%	4%	-5%		
365D	29%	31%	24%	21%	21%	-5%		

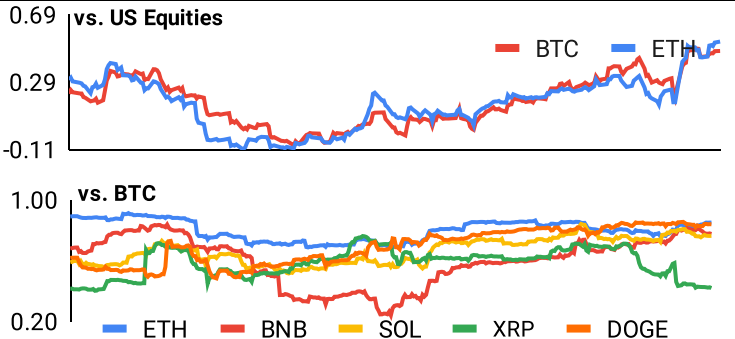
  

10-Year Treasury Yields							Commodities & FX					
	US	Brazil	UK	Germany	Japan	HK		WTI	Gas	Gold	USD/EUR	USD/JPY
Last	3.85%	11.58%	4.03%	2.28%	0.89%	2.86%	Last	75.6	2.09	2,549	0.90	144.1
1d Chg	0.03	-0.06	0.03	0.00	0.00	-0.06	1d % Chg	-2.3%	-2.0%	-0.3%	0.0%	-0.3%

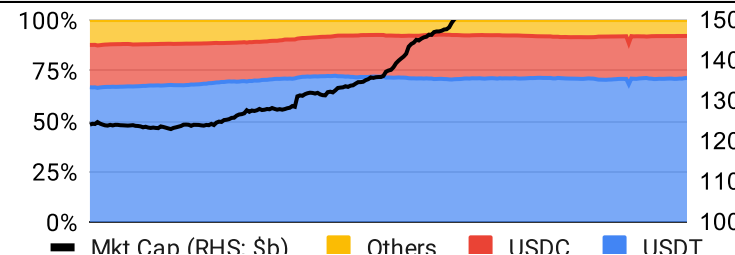
**Volatility**

Annualized Volatility							Rolling 3M Annualized Volatility, LTM			
	BTC	ETH	BNB	SOL	XRP	DOGE				
30D	70%	85%	67%	91%	91%	81%				
90D	52%	62%	61%	84%	74%	76%				
180D	57%	69%	67%	89%	74%	107%				
365D	52%	60%	57%	93%	61%	87%				

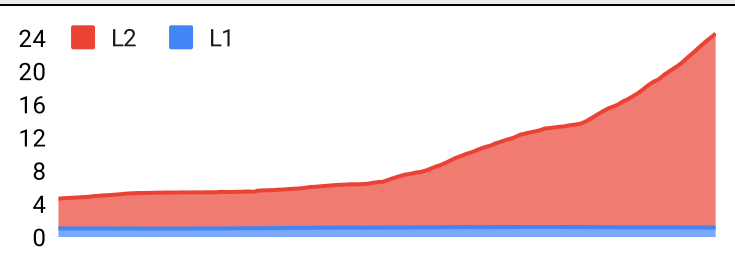
**Correlations**

Intra-Crypto Correlations, LTM							Rolling 3M Correlations, LTM				
	BTC	ETH	BNB	SOL	XRP	DOGE					
BTC											
ETH	0.80										
BNB	0.60	0.58									
SOL	0.67	0.60	0.47								
XRP	0.55	0.52	0.39	0.47							
DOGE	0.75	0.67	0.49	0.56	0.55						

## Stablecoins

Stablecoin Market Size and Volume, \$m					Stablecoin Dominance (LHS) & Market Cap \$b (RHS), LTM	
Ticker	Price	1d Vol	20d Avg Vol	Market Cap		
USDT	1.00	55,323	49,755	118,053		
USDC	1.00	5,662	5,395	34,371		
DAI	1.00	92	97	5,365		
USDe	1.00	55	52	2,924		
PYUSD	1.00	33	38	1,008		
USDD	1.00	4	5	751		

## Ethereum Mainnet & Layer 2s

Mainnet & Layer 2 Transactions (m/day) and L2 TVL (\$m)					Transactions (m/day), Rolling 90-Day Average, LTM	
Network	1d	30d Avg	TVL	Tech Type		
Xai	10.4	9.9				
Base	4.2	3.8		Optimistic Rollup		
Proof of Play	1.7	1.9				
Arbitrum One	2.0	1.8		Optimistic Rollup		
Taiko	2.2	1.7		Optimistic Rollup		
Immutable X	1.4	1.6		Validium		
PlayBlock	1.2	1.2				
Ethereum	1.1	1.1	-	mainnet		
Blast	1.0	1.0		Optimistic Rollup		
Manta Pacific	1.4	1.0		Optimium		

Layer 2 Token Performance & Market Cap (\$b)					
	MATIC	IMX	STX	MNT	ARB
24h Return	-4%	-4%	+0.56%	-4%	-6%
Market Cap	4.9	2.8	2.7	2.0	707.6

## NFTs and DAOs

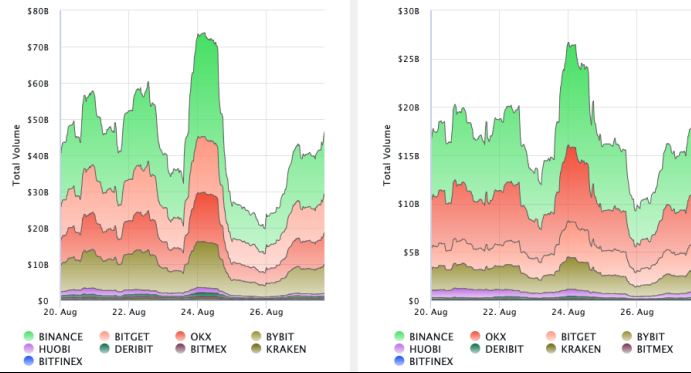
NFT Collection Stats (\$; Volume, MC in \$m)						DAO Treasury Amount (\$m) and Composition					
Collection	Floor	% Listed	3M Ret.	3M Vol	Market Cap	DAO	Treasury	Stables	BTC/ETH	Own Tokens	Other
CryptoPunks	73,089	12%	-16%	54,111	731	Mantle	2,460	2%	24%	73%	1%
Bored Ape Yacht C	34,106	3%	0%	82,124	341	Uniswap	2,439	0%	0%	100%	0%
Pudgy Penguins	28,151	3%	0%	77,125	250	Arbitrum	1,806	0%	2%	98%	0%
Autoglyphs	271,181	1%	-36%	0	139	ENS	1,424	0%	0%	92%	8%
Azuki	12,268	2%	0%	35,269	123	Optimism	1,118	0%	0%	100%	0%
Mutant Ape Yacht	5,408	3%	12%	42,669	105	Ethereum	712	0%	100%	0%	0%
Chromie Squiggle	10,305	2%	0%	1,734	103	Golem	368	0%	89%	11%	0%
Milady Maker	9,760	5%	-18%	58,469	98	Gnosis	359	6%	28%	42%	24%
NodeMonkes	8,381	15%	-38%	29,189	84	Merit Circle	311	7%	1%	91%	1%
Mad Lads	8,049	4%	-19%	19,056	80	Maker	306	18%	0%	82%	0%

## Crypto News

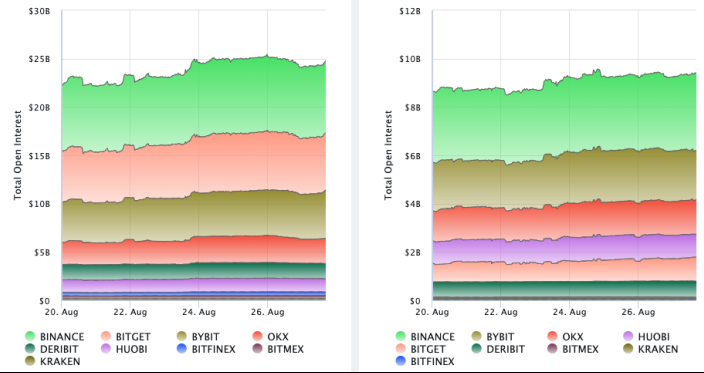
- [India's CBDC Has 5M Users. Can be Phased in Gradually: Central Bank Governor - CoinDesk](#)
- [Binance Launches Mobile Money Feature for Crypto Transactions in Africa - Bitcoin.com News](#)
- [Semler Scientific Buys Additional \\$5 Million Worth of Bitcoin - Bitcoin Magazine](#)
- [Tron's Sun Pump Debut Sparks New Highs in Meme Coin Market - Bitcoin.com News](#)
- [Maker rebrands as SKY. DAI will be upgradeable to USDS - Blockworks](#)
- [The SEC's 'unconstitutional' collection of trading data - Blockworks](#)
- [Nasdaq Looks to Offer Bitcoin Options. Following Rival NYSE's Plans - CoinDesk](#)
- [Telegram CEO's Arrest Is Unlikely to Be the Last: Galaxy - CoinDesk](#)
- [Jailed Binance Exec's Nigeria Case to Be Heard a Month Early - CoinDesk](#)

## Crypto Futures

### Futures Volume (BTC LHS ; ETH RHS), 1d



### Futures Open Interest (BTC LHS ; ETH RHS)



### OI Weighted Funding Rate (BTC LHS ; ETH RHS), 1d

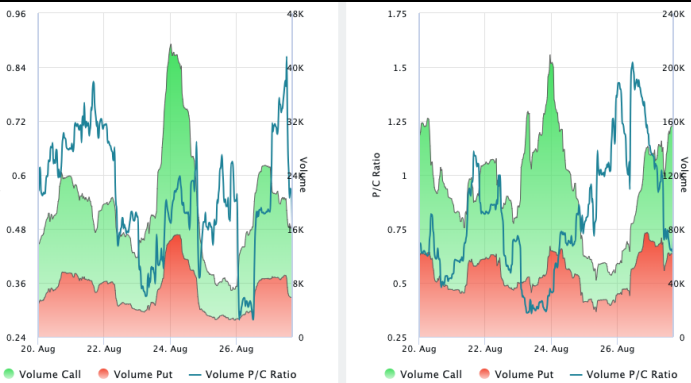


### Liquidations (BTC LHS ; ETH RHS), 1d

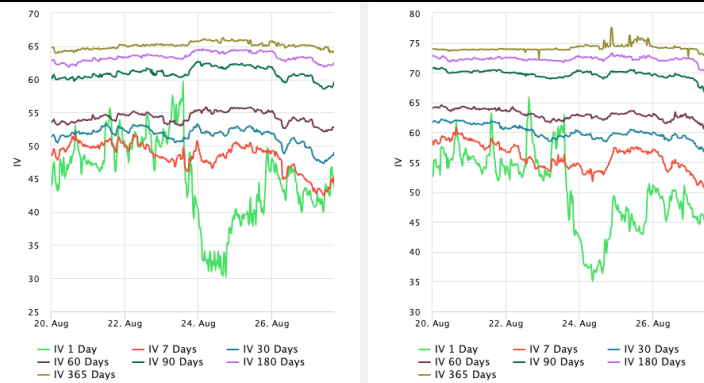


## Crypto Options

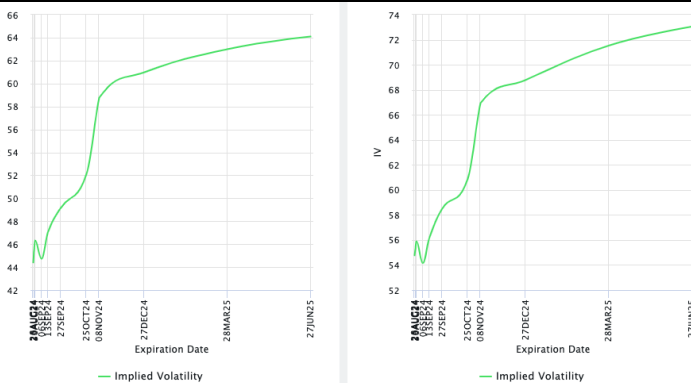
### Options Volume & Put/Call Ratio (BTC LHS ; ETH RHS), 1d



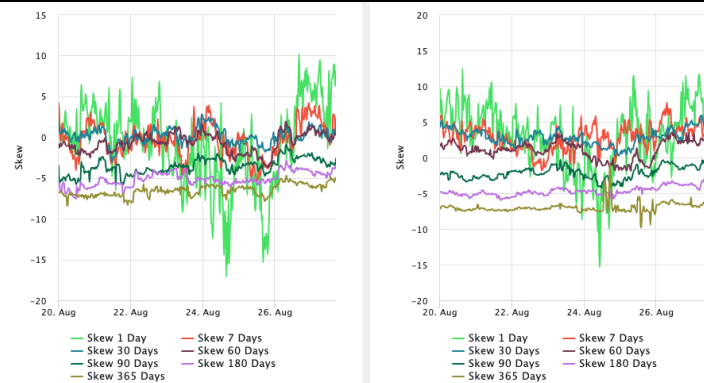
### ATM Implied Volatility (BTC LHS ; ETH RHS)



### ATM Implied Vol Term Structure (BTC LHS ; ETH RHS)



### 25 Delta Skew (BTC LHS ; ETH RHS)





August 27, 2024

### About GSR

GSR has over a decade of extensive experience in the crypto market, serving as a trusted liquidity provider and active, multi-stage investor. Our suite of services includes OTC Trading, Derivatives, and Market Making. GSR is actively involved in every major sector of the digital asset ecosystem, working with token issuers, institutional investors, miners, and leading trading venues.

For more information or if we can help with anything, please see [gsr.io](https://gsr.io) or contact us at [gsr@gsr.io](mailto:gsr@gsr.io).

Follow GSR for more content: [Twitter](#) [Telegram](#) [LinkedIn](#)

### Authors

Brian Rudick, Senior Strategist	<a href="#">Twitter</a>	<a href="#">Telegram</a>
Toe Bautista, Research Analyst	<a href="#">Twitter</a>	<a href="#">Telegram</a>

### Required Disclosures

This material is provided by GSR (the "Firm") solely for informational purposes, is intended only for sophisticated, institutional investors and does not constitute an offer or commitment, a solicitation of an offer or commitment, or any advice or recommendation, to enter into or conclude any transaction (whether on the terms shown or otherwise), or to provide investment services in any state or country where such an offer or solicitation or provision would be illegal. The Firm is not and does not act as an advisor or fiduciary in providing this material. GSR is not authorised or regulated in the UK by the Financial Conduct Authority. The protections provided by the UK regulatory system will not be available to you. Specifically, information provided herein is intended for institutional persons only and is not suitable for retail persons in the United Kingdom, and no solicitation or recommendation is being made to you in regards to any products or services.

This material is not a research report, and not subject to any of the independence and disclosure standards applicable to research reports prepared pursuant to FINRA or CFTC research rules. This material is not independent of the Firm's proprietary interests, which may conflict with the interests of any counterparty of the Firm. The Firm trades instruments discussed in this material for its own account, may trade contrary to the views expressed in this material, and may have positions in other related instruments.

Information contained herein is based on sources considered to be reliable, but is not guaranteed to be accurate or complete. Any opinions or estimates expressed herein reflect a judgment made by the author(s) as of the date of publication, and are subject to change without notice. Trading and investing in digital assets involves significant risks including price volatility and illiquidity and may not be suitable for all investors. The Firm is not liable whatsoever for any direct or consequential loss arising from the use of this material. Copyright of this material belongs to GSR. Neither this material nor any copy thereof may be taken, reproduced or redistributed, directly or indirectly, without prior written permission of GSR

### Notes & Sources

All options data is based on Deribit and derivatives graphics are from Laevidas. Market returns are based on price returns for the following ETFs: VOO, QQQ, EWU, EWG, EWJ, and EWH. Onchain volumes are not considered and thus certain token volumes may be understated (e.g., stETH).

CoinGecko	Santiment	DefiLlama	CoinMarketCap	Laevidas
L2Beat	Google Finance	TradingView	Deribit	WorldCoinIndex
Cryptorank	Investing.com	NFT Price Floor	CryptoSlate	