











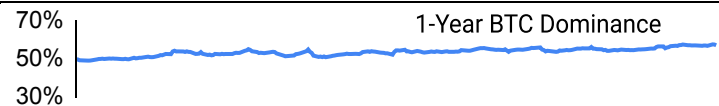
Crypto Leaderboard

Rank	Name	Ticker	Price	24h	7d	30d	24h Vol \$m	MC \$m	1-Year Chart
1	Bitcoin	BTC	\$59,112	-5%	-3%	-12%	48,144	1,167,242	
2	Ethereum	ETH	\$2,526	-2%	-4%	-24%	23,429	303,950	
3	Tether	USDT	\$1.00	0%	0%	0%	53,612	118,237	
4	BNB	BNB	\$533	-3%	-6%	-7%	1,230	77,801	
5	Solana	SOL	\$143	-8%	1%	-21%	4,199	66,802	
6	USD Coin	USDC	\$1.00	0%	0%	0%	10,287	34,475	
7	XRP Ledger	XRP	\$0.57	-4%	-5%	-5%	1,889	32,054	
8	Lido stETH	STETH	\$2,522	-2%	-4%	-24%	72	24,700	
9	Dogecoin	DOGE	\$0.10	-4%	-6%	-22%	797	14,519	
10	Toncoin	TON	\$5.58	2%	-14%	-16%	1,955	14,142	

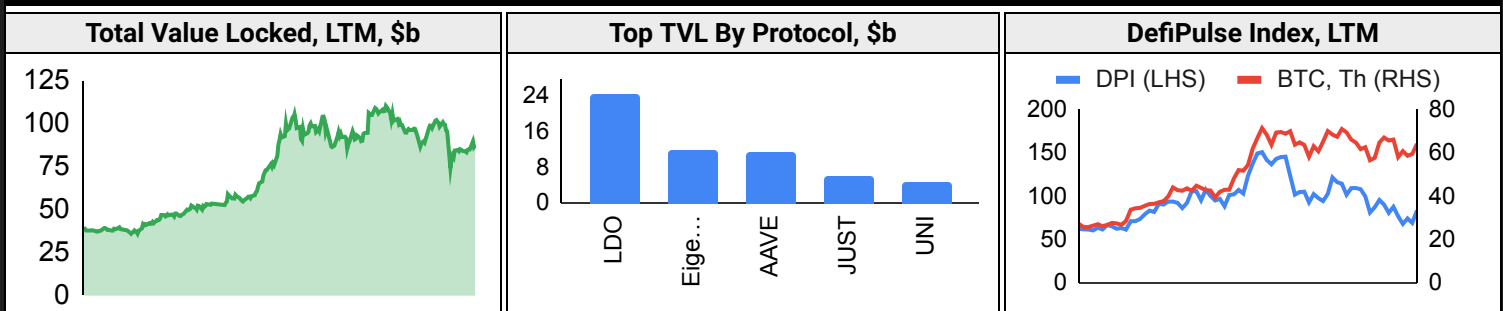
Top & Bottom Performers - Top 100 Tokens

24h		7 Days		30 Days		90 Days		365 Days	
DOGS	15%	FET	35%	HNT	42%	HNT	81%	BONK	6699%
TON	2%	IMX	16%	AAVE	19%	TRX	41%	OM	4525%
HNT	1%	SEI	9%	TRX	15%	OM	31%	PEPE	761%
AAVE	1%	APT	8%	SUI	8%	AAVE	21%	SOL	559%
STX	-11%	TON	-14%	LDO	-35%	WIF	-54%	QNT	-37%
INJ	-13%	NOT	-16%	MKR	-35%	TIA	-55%	LDO	-38%
SUI	-13%	MATIC	-17%	JASMY	-37%	GALA	-56%	ATOM	-38%
MKR	-14%	UNI	-19%	BRETT	-39%	LDO	-56%	ARB	-46%

Category Performance

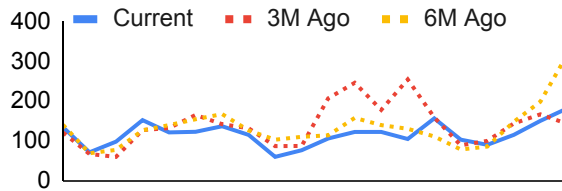
Category	7d	30d	90d	180d	365d	Ecosystem	7d	30d	90d	180d	365d
CEXs	-3%	3%	-15%	-11%	42%	Tron	30%	68%	64%	51%	206%
Privacy	-8%	-10%	-24%	-31%	-3%	Ethereum	-6%	-16%	-35%	-48%	4%
Currency	-5%	-14%	-23%	-24%	24%	Avalanche	-6%	-16%	-34%	-42%	39%
IoT/Data/Comp.	-3%	-14%	-32%	-48%	96%	Polkadot	-2%	-17%	-45%	-46%	23%
Smart Contract	-3%	-14%	-33%	-36%	68%	Cosmos	0%	-17%	-40%	-43%	88%
Lending	-6%	-15%	-25%	-25%	83%	BSC	-2%	-17%	-40%	-37%	51%
DEX	-6%	-16%	-37%	-44%	63%	Polygon	-4%	-18%	-42%	-46%	27%
Scaling	-7%	-17%	-50%	-61%	14%	Solana	1%	-19%	-38%	-40%	106%
Gaming/Entertai	-2%	-18%	-46%	-59%	15%						
Meme	1%	-20%	-41%	-10%	166%						
Other DeFi	-5%	-20%	-32%	-41%	31%						

DeFi

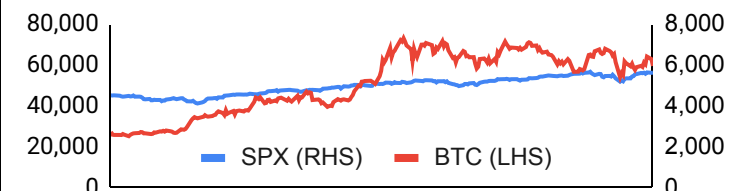


Trading Volume

Aggregate Volumes by Product, \$b					Top Derivatives Exchanges, \$m and bps					Top Spot Exchanges, \$m		
Product	1d	7d	30d	O/I	Exchange	1d Vol	O/I	Mkr	Tkr	Exchange	Score	1d Vol
Spot	45	193.76	1020	n/a	Binance	69,044	14,565	2.0	4.0	Binance	9.9	18,753
Perpetuals	179	782	4,070	695	Bybit	30,839	9,561	2.0	5.5	Coinbase	8.2	2,321
Futures	0	4	20	1	OKX	29,237	4,715	2.0	5.0	OKX	7.8	2,654
Options	3	12	56	n/a	Bitget	22,718	7,505	2.0	6.0	Bybit	7.6	6,326

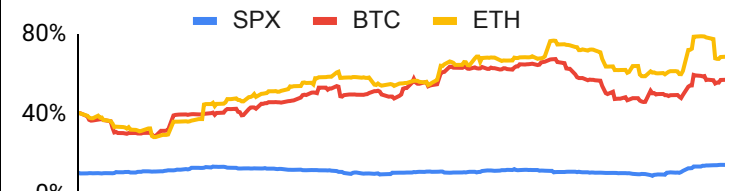
Daily Spot Volume, Top 100 Tokens Last 20d, \$b				Top Volume, 1d, \$m		Top Volume, %20d Avg		Low Volume, %20d Avg	
				USDT	78,188	STX	234%	RETH	69%
				BTC	46,230	FET	225%	OM	70%
				ETH	22,659	TON	218%	CRO	77%
				USDC	8,309	MKR	214%	BRETT	86%
				FDUSD	5,978	RUNE	185%	USDD	87%

Traditional Finance

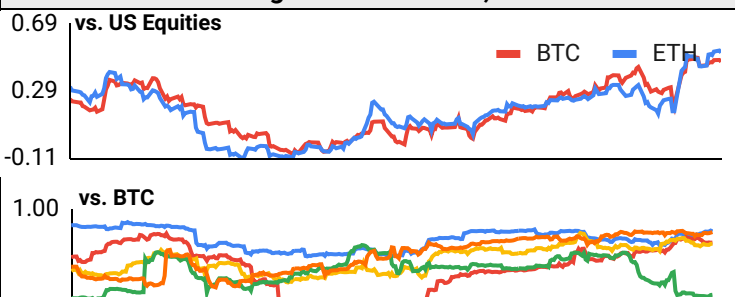
Global Equity Markets							SPX vs. BTC, LTM	
	US	US Grwth	UK	Germany	Japan	HK		
1D	0%	0%	1%	1%	1%	1%	80,000	8,000
7D	1%	-1%	3%	3%	2%	3%	60,000	6,000
90D	7%	5%	8%	5%	7%	-2%	40,000	4,000
365D	29%	31%	23%	21%	21%	-6%	20,000	2,000

10-Year Treasury Yields							Commodities & FX					
	US	Brazil	UK	Germany	Japan	HK		WTI	Gas	Gold	USD/EUR	USD/JPY
Last	3.85%	11.68%	4.04%	2.26%	0.90%	2.87%	Last	74.5	2.09	2,539	0.90	144.6
1d Chg	0.01	-0.01	0.04	0.01	0.01	-0.05	1d % Chg	-1.3%	0.4%	-0.6%	0.6%	0.5%

Volatility

Annualized Volatility							Rolling 3M Annualized Volatility, LTM		
	BTC	ETH	BNB	SOL	XRP	DOGE			
30D	72%	89%	67%	94%	92%	83%	80%		
90D	53%	64%	61%	85%	74%	77%	40%		
180D	58%	70%	67%	90%	74%	104%	0%		
365D	52%	60%	57%	94%	61%	87%			

Correlations

Intra-Crypto Correlations, LTM							Rolling 3M Correlations, LTM	
	BTC	ETH	BNB	SOL	XRP	DOGE		
BTC							0.69	vs. US Equities
ETH	0.80						0.29	
BNB	0.60	0.58					-0.11	
SOL	0.67	0.60	0.47				1.00	vs. BTC
XRP	0.56	0.52	0.39	0.47				



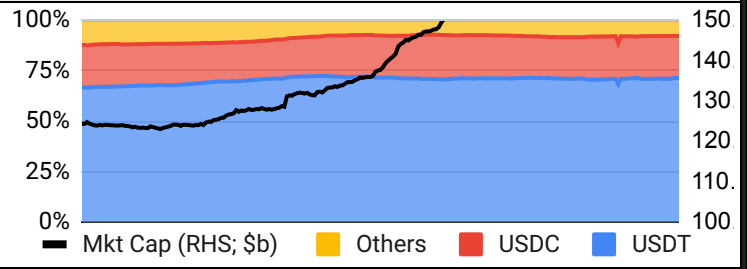
August 28, 2024

Stablecoins

Stablecoin Market Size and Volume, \$m

Ticker	Price	1d Vol	20d Avg Vol	Market Cap
USDT	1.00	78,188	50,487	118,076
USDC	1.00	8,309	5,444	34,429
DAI	1.00	130	97	5,365
USDe	1.00	47	51	2,915
PYUSD	1.00	47	39	1,009
USDD	1.00	5	5	751

Stablecoin Dominance (LHS) & Market Cap \$b (RHS), LTM

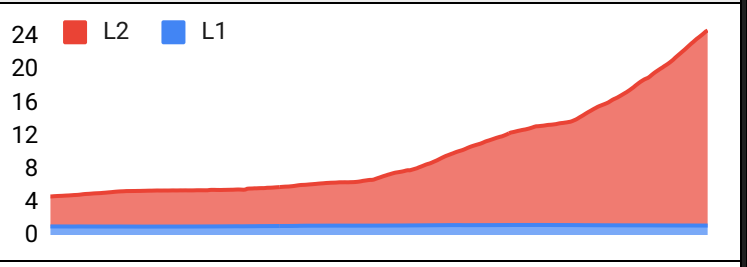


Ethereum Mainnet & Layer 2s

Mainnet & Layer 2 Transactions (m/day) and L2 TVL (\$m)

Network	1d	30d Avg	TVL	Tech Type
Xai	4.5	9.6		Optimistic Rollup
Base	4.3	3.8		
Proof of Play	1.8	1.9		Optimistic Rollup
Arbitrum One	2.1	1.9		
Taiko	2.6	1.7		Optimistic Rollup
Immutable X	1.5	1.6		Validium
PlayBlock	1.2	1.2		
Ethereum	1.1	1.1	-	mainnet
Manta Pacific	1.4	1.1		Optimium
Blast	0.7	1.0		Optimistic Rollup

Transactions (m/day), Rolling 90-Day Average, LTM



Layer 2 Token Performance & Market Cap (\$b)

	MATIC	IMX	STX	MNT	ARB
24h Return	-11%	-2%	-11%	-2%	-7%
Market Cap	4.4	2.8	2.4	1.9	664.4

NFTs and DAOs

NFT Collection Stats (\$; Volume, MC in \$m)

Collection	Floor	% Listed	3M Ret.	3M Vol	Market Cap
CryptoPunks	71,872	12%	-12%	54,324	719
Bored Ape Yacht C	33,007	3%	0%	81,695	330
Pudgy Penguins	25,697	3%	-4%	77,140	228
Autoglyphs	252,057	1%	-39%	0	129
Azuki	12,540	2%	0%	35,491	125
Chromie Squiggle	10,856	2%	0%	1,661	109
Mutant Ape Yacht	5,422	3%	0%	41,916	106
Milady Maker	9,050	5%	-21%	57,975	91
NodeMonkes	8,314	15%	-41%	28,737	83
Fidenza by Tyler H	78,177	3%	0%	1,576	78

DAO Treasury Amount (\$m) and Composition

DAO	Treasury	Stables	BTC/ETH	Own Tokens	Other
Mantle	2,348	2%	24%	73%	1%
Uniswap	2,287	0%	0%	100%	0%
Arbitrum	1,650	0%	2%	98%	0%
ENS	1,352	0%	0%	92%	8%
Optimism	1,080	0%	0%	100%	0%
Ethereum	688	0%	100%	0%	0%
Golem	350	0%	88%	12%	0%
Gnosis	350	6%	28%	42%	24%
Maker	292	19%	0%	81%	0%
Merit Circle	288	8%	1%	90%	1%

Crypto News

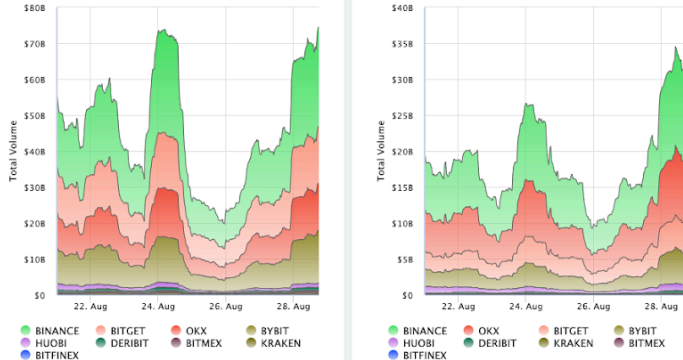
- [Bitcoin Price Falls Below \\$59K Amid Broad Market Rout; Ether Slumps Almost 10% - CoinDesk](#)
- [Web3 Watch: Sony lends its name to Ethereum L2 - Blockworks](#)
- [First Mover Americas: TON Blockchain Resumes After 6-Hour Outage - CoinDesk](#)
- [Russia Close to Starting Trials of Crypto Payments, Exchanges - Bloomberg](#)
- [CME to launch bite-sized Bitcoin 'Friday' futures in bid for retail - Cointelegraph](#)
- [Trump's latest NFT sale features onetime crypto critic holding bitcoin - MarketWatch](#)
- [SEC Wells notice targets NFTs on OpenSea - Blockworks](#)
- [How prediction markets are bracing for post-election user drop-offs - Blockworks](#)



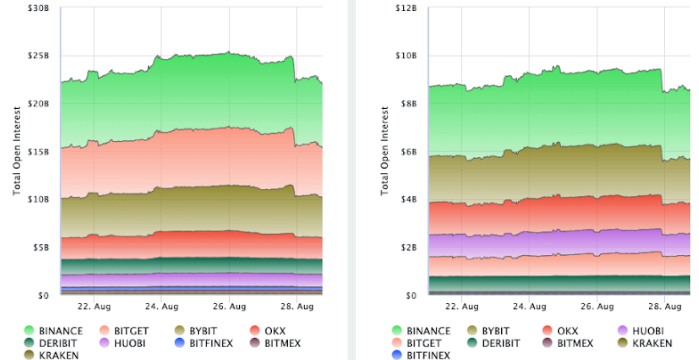
August 28, 2024

Crypto Futures

Futures Volume (BTC LHS ; ETH RHS), 1d



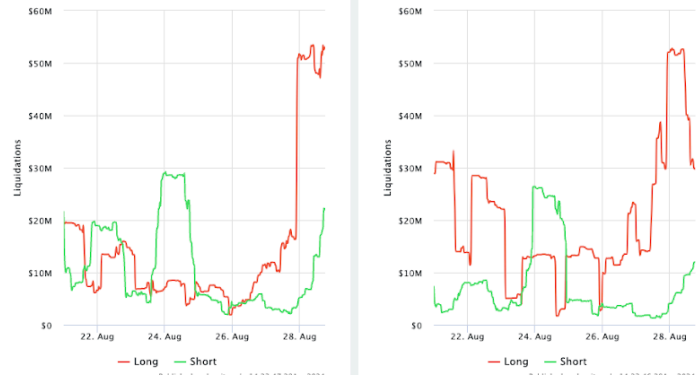
Futures Open Interest (BTC LHS ; ETH RHS)



OI Weighted Funding Rate (BTC LHS ; ETH RHS), 1d

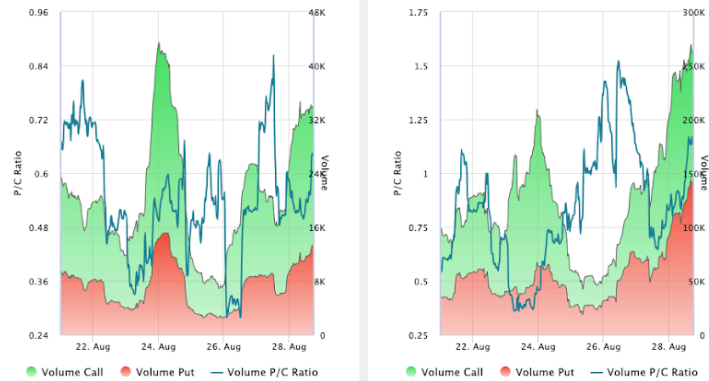


Liquidations (BTC LHS ; ETH RHS), 1d

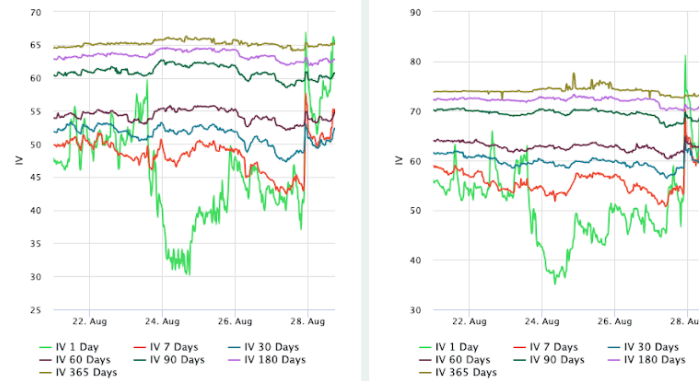


Crypto Options

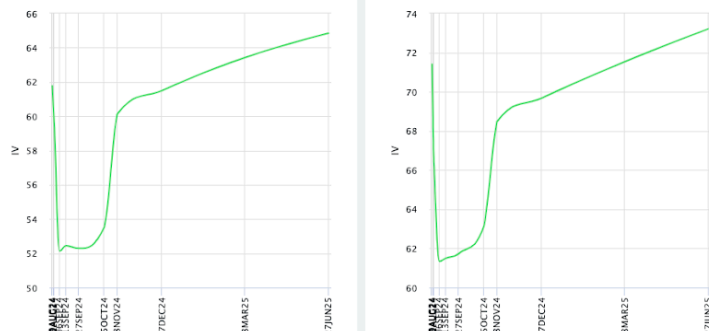
Options Volume & Put/Call Ratio (BTC LHS ; ETH RHS), 1d



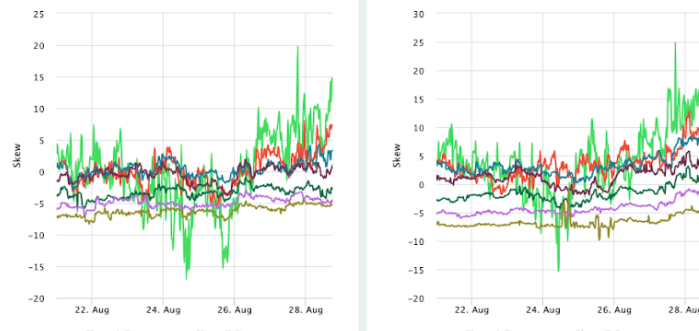
ATM Implied Volatility (BTC LHS ; ETH RHS)



ATM Implied Vol Term Structure (BTC LHS ; ETH RHS)



25 Delta Skew (BTC LHS ; ETH RHS)





August 28, 2024

About GSR

GSR has over a decade of extensive experience in the crypto market, serving as a trusted liquidity provider and active, multi-stage investor. Our suite of services includes OTC Trading, Derivatives, and Market Making. GSR is actively involved in every major sector of the digital asset ecosystem, working with token issuers, institutional investors, miners, and leading trading venues.

For more information or if we can help with anything, please see gsr.io or contact us at gsr@gsr.io.

Follow GSR for more content: [Twitter](#) [Telegram](#) [LinkedIn](#)

Authors

Brian Rudick, Senior Strategist	Twitter	Telegram
Carlos Guzman, Research Analyst	Twitter	Telegram
Toe Bautista, Research Analyst	Twitter	Telegram

Required Disclosures

This material is provided by GSR (the "Firm") solely for informational purposes, is intended only for sophisticated, institutional investors and does not constitute an offer or commitment, a solicitation of an offer or commitment, or any advice or recommendation, to enter into or conclude any transaction (whether on the terms shown or otherwise), or to provide investment services in any state or country where such an offer or solicitation or provision would be illegal. The Firm is not and does not act as an advisor or fiduciary in providing this material. GSR is not authorised or regulated in the UK by the Financial Conduct Authority. The protections provided by the UK regulatory system will not be available to you. Specifically, information provided herein is intended for institutional persons only and is not suitable for retail persons in the United Kingdom, and no solicitation or recommendation is being made to you in regards to any products or services.

This material is not a research report, and not subject to any of the independence and disclosure standards applicable to research reports prepared pursuant to FINRA or CFTC research rules. This material is not independent of the Firm's proprietary interests, which may conflict with the interests of any counterparty of the Firm. The Firm trades instruments discussed in this material for its own account, may trade contrary to the views expressed in this material, and may have positions in other related instruments.

Information contained herein is based on sources considered to be reliable, but is not guaranteed to be accurate or complete. Any opinions or estimates expressed herein reflect a judgment made by the author(s) as of the date of publication, and are subject to change without notice. Trading and investing in digital assets involves significant risks including price volatility and illiquidity and may not be suitable for all investors. The Firm is not liable whatsoever for any direct or consequential loss arising from the use of this material. Copyright of this material belongs to GSR. Neither this material nor any copy thereof may be taken, reproduced or redistributed, directly or indirectly, without prior written permission of GSR

Notes & Sources

All options data is based on Deribit and derivatives graphics are from Laevidas. Market returns are based on price returns for the following ETFs: VOO, QQQ, EWU, EWG, EWJ, and EWH. Onchain volumes are not considered and thus certain token volumes may be understated (e.g., stETH).

CoinGecko	Santiment	DefiLlama	CoinMarketCap	Laevidas
L2Beat	Google Finance	TradingView	Deribit	WorldCoinIndex
Cryptorank	Investing.com	NFT Price Floor	CryptoSlate	