











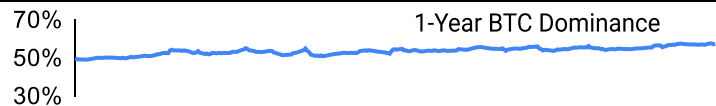
Crypto Leaderboard

Rank	Name	Ticker	Price	24h	7d	30d	24h Vol \$m	MC \$m	1-Year Chart
1	Bitcoin	BTC	\$59,531	0%	-1%	-10%	34,072	1,175,545	
2	Ethereum	ETH	\$2,532	0%	-3%	-23%	14,567	304,571	
3	Tether	USDT	\$1.00	0%	0%	0%	33,237	117,959	
4	BNB	BNB	\$537	0%	-8%	-9%	789	78,236	
5	Solana	SOL	\$141	-3%	-1%	-21%	2,668	65,661	
6	USD Coin	USDC	\$1.00	0%	0%	0%	7,390	34,632	
7	XRP Ledger	XRP	\$0.56	-2%	-6%	-10%	1,075	31,664	
8	Lido stETH	STETH	\$2,531	0%	-2%	-22%	38	24,827	
9	Dogecoin	DOGE	\$0.10	0%	-5%	-21%	486	14,472	
10	TRON	TRX	\$0.16	2%	3%	21%	560	13,933	

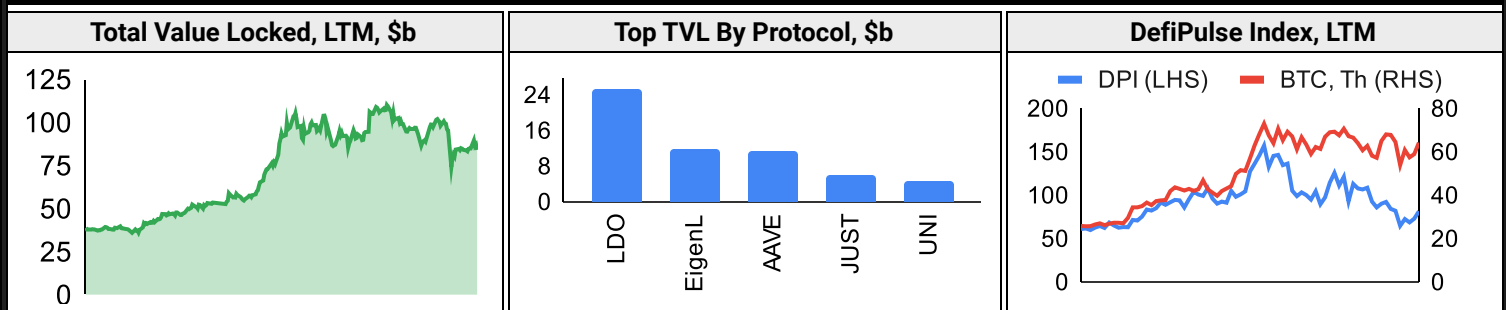
Top & Bottom Performers - Top 100 Tokens

24h		7 Days		30 Days		90 Days		365 Days	
FLR	7%	FET	21%	HNT	46%	HNT	78%	BONK	6928%
BEAM	5%	IMX	11%	TRX	21%	TRX	43%	OM	4608%
RUNE	3%	HNT	9%	AAVE	19%	OM	24%	PEPE	791%
EGLD	3%	SEI	8%	KLAY	14%	KAS	21%	SOL	577%
TAO	-6%	UNI	-16%	LDO	-33%	ARB	-54%	LDO	-35%
RENDER	-8%	TON	-17%	MKR	-36%	TIA	-56%	QNT	-35%
FLOKI	-9%	NOT	-20%	JASMY	-37%	GALA	-56%	ATOM	-37%
FET	-9%	MATIC	-21%	BRETT	-37%	LDO	-58%	ARB	-45%

Category Performance

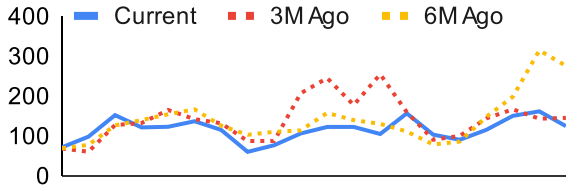
Category	Performance					Ecosystem	Performance				
	7d	30d	90d	180d	365d		7d	30d	90d	180d	365d
CEXs	-6%	-3%	-14%	-15%	46%	Tron	12%	76%	66%	52%	218%
Privacy	-9%	-8%	-24%	-34%	-1%	Avalanche	-7%	-15%	-34%	-44%	41%
IoT/Data/Comp.	-5%	-11%	-32%	-50%	98%	Ethereum	-7%	-15%	-36%	-50%	6%
Currency	-5%	-13%	-22%	-33%	29%	Cosmos	-3%	-15%	-40%	-45%	84%
Smart Contract	-5%	-13%	-33%	-40%	72%	BSC	-6%	-16%	-40%	-40%	52%
Lending	-6%	-13%	-25%	-25%	86%	Polkadot	-6%	-16%	-46%	-49%	23%
DEX	-7%	-14%	-36%	-46%	69%	Polygon	-6%	-17%	-43%	-49%	27%
Other DeFi	-5%	-14%	-31%	-42%	34%	Solana	-2%	-18%	-39%	-46%	110%
Scaling	-9%	-16%	-51%	-63%	16%						
Gaming/Entertai	-4%	-17%	-46%	-61%	13%						
Meme	-2%	-19%	-42%	-33%	156%						

DeFi

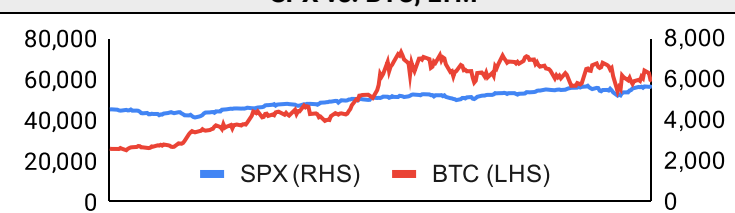


Trading Volume

Aggregate Volumes by Product, \$b					Top Derivatives Exchanges, \$m and bps					Top Spot Exchanges, \$m		
Product	1d	7d	30d	O/I	Exchange	1d Vol	O/I	Mkr	Tkr	Exchange	Score	1d Vol
Spot	29	200.93	1050	n/a	Binance	41,671	14,816	2.0	4.0	Binance	9.9	11,872
Perpetuals	107	805	4,200	733	Bybit	17,854	9,681	2.0	5.5	Coinbase	8.2	1,624
Futures	0	4	21	1	OKX	16,787	4,818	2.0	5.0	OKX	7.8	1,565
Options	2	12	55	n/a	Bitget	15,547	7,615	2.0	6.0	Bybit	7.6	4,343

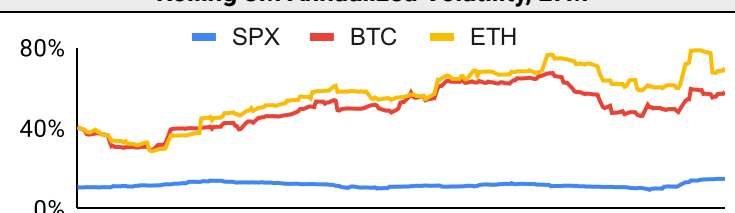
Daily Spot Volume, Top 100 Tokens Last 20d, \$b				Top Volume, 1d, \$m		Top Volume, %20d Avg		Low Volume, %20d Avg	
				USDT	53,359	FLR	213%	WEETH	30%
				BTC	33,115	FET	170%	USDD	56%
				ETH	14,808	IMX	166%	BRETT	57%
				USDC	6,270	KLAY	164%	OM	57%
				FDUSD	4,137	RUNE	148%	EETH	58%

Traditional Finance

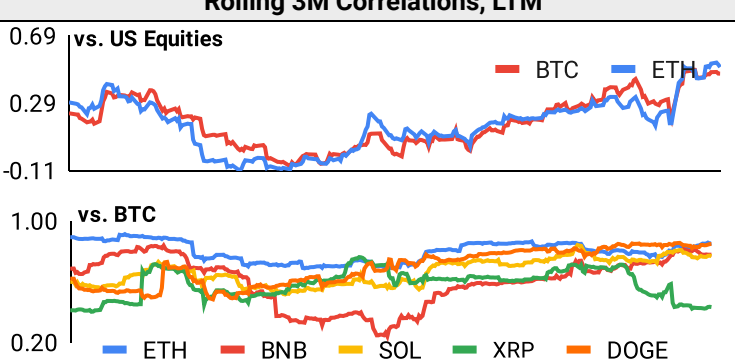
Global Equity Markets							SPX vs. BTC, LTM				
	US	USGrwth	UK	Germany	Japan	HK					
1D	-1%	-1%	-1%	0%	0%	-1%					
7D	0%	-2%	1%	1%	1%	2%					
90D	7%	5%	6%	5%	6%	-3%					
365D	26%	27%	21%	18%	19%	-9%					

10-Year Treasury Yields							Commodities & FX					
	US	Brazil	UK	Germany	Japan	HK		WTI	Gas	Gold	USD/EUR	USD/JPY
Last	3.87%	11.82%	4.02%	2.27%	0.90%	2.87%	Last	76.1	2.15	2,556	0.90	144.9
1d Chg	0.03	0.05	0.00	-0.01	0.00	-0.06	1d % Chg	2.1%	2.3%	0.7%	0.4%	0.2%

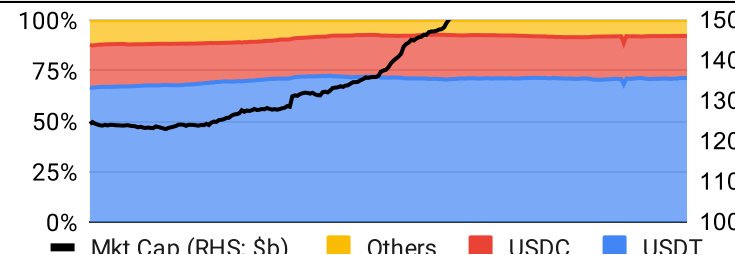
Volatility

Annualized Volatility							Rolling 3M Annualized Volatility, LTM			
	BTC	ETH	BNB	SOL	XRP	DOGE				
30D	72%	90%	66%	93%	91%	83%				
90D	53%	64%	61%	85%	74%	77%				
180D	58%	70%	67%	90%	73%	104%				
365D	52%	60%	57%	93%	61%	87%				

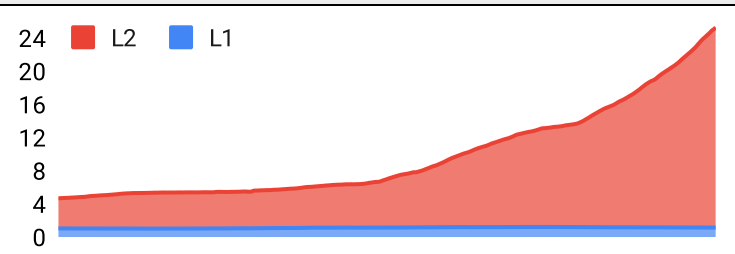
Correlations

Intra-Crypto Correlations, LTM							Rolling 3M Correlations, LTM				
	BTC	ETH	BNB	SOL	XRP	DOGE					
BTC											
ETH	0.80										
BNB	0.60	0.58									
SOL	0.67	0.60	0.47								
XRP	0.56	0.52	0.39	0.47							
DOGE	0.75	0.67	0.49	0.56	0.55						

Stablecoins

Stablecoin Market Size and Volume, \$m					Stablecoin Dominance (LHS) & Market Cap \$b (RHS), LTM	
Ticker	Price	1d Vol	20d Avg Vol	Market Cap		
USDT	1.00	53,359	49,977	118,122		
USDC	1.00	6,270	5,415	34,736		
DAI	1.00	79	94	5,365		
USDe	1.00	55	53	2,893		
PYUSD	1.00	41	40	992		
USDD	1.00	3	5	753		

Ethereum Mainnet & Layer 2s

Mainnet & Layer 2 Transactions (m/day) and L2 TVL (\$m)					Transactions (m/day), Rolling 90-Day Average, LTM	
Network	1d	30d Avg	TVL	Tech Type		
Sanko						
zkLink Nova						
tanX				Validium		
Aevo				Optimium		
Sorare				Validium		
ApeX				Validium		
Ham						
Zora				Optimistic Rollup		
Starknet				ZK Rollup		
Mode Network				Optimistic Rollup		

Layer 2 Token Performance & Market Cap (\$b)					
	MATIC	IMX	STX	MNT	ARB
24h Return	-4%	+0.31%	-2%	+1.13%	-2%
Market Cap	4.2	2.9	2.4	2.0	656.8

NFTs and DAOs

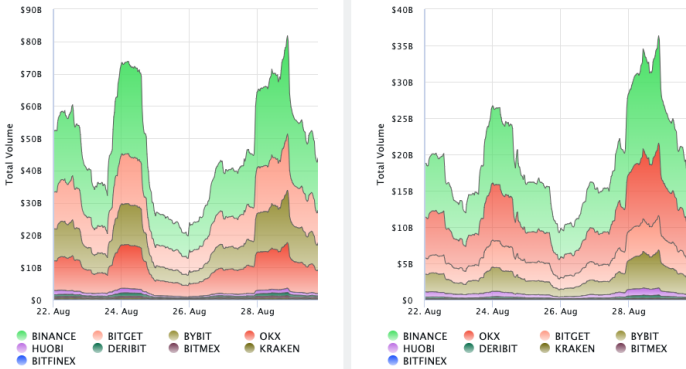
NFT Collection Stats (\$; Volume, MC in \$m)						DAO Treasury Amount (\$m) and Composition					
Collection	Floor	% Listed	3M Ret.	3M Vol	Market Cap	DAO	Treasury	Stables	BTC/ETH	Own Tokens	Other
CryptoPunks	74,281	12%	-10%	53,841	743	Mantle	2,426	2%	24%	72%	2%
Bored Ape Yacht C	34,799	3%	0%	80,932	348	Uniswap	2,383	0%	0%	100%	0%
Pudgy Penguins	27,447	3%	0%	76,954	244	Arbitrum	1,696	0%	2%	98%	0%
Autoglyphs	265,740	1%	-36%	253	136	ENS	1,374	0%	0%	92%	8%
Azuki	12,662	2%	0%	35,353	127	Optimism	1,118	0%	0%	100%	0%
Mutant Ape Yacht	5,497	3%	0%	41,203	107	Ethereum	691	0%	100%	0%	0%
Chromie Squiggle	10,377	2%	0%	1,614	104	Gnosis	360	6%	29%	42%	23%
Milady Maker	9,291	5%	-21%	57,459	93	Golem	359	0%	89%	11%	0%
NodeMonkes	8,421	15%	-43%	28,266	84	Merit Circle	312	7%	1%	91%	1%
Fidenza by Tyler H	75,926	3%	0%	1,576	76	Maker	286	19%	0%	80%	0%

Crypto News

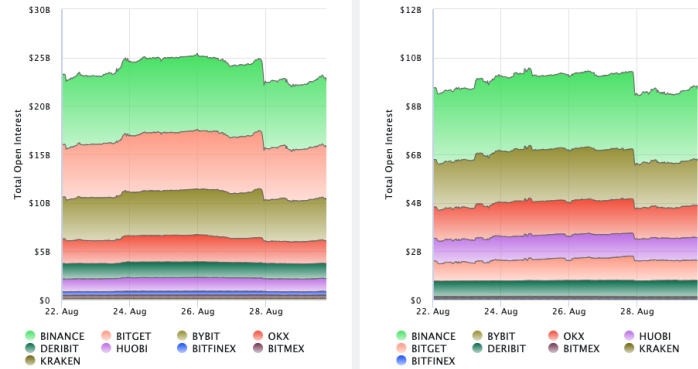
- [First Mover Americas: BTC Regains \\$60K Following Slide This Week - CoinDesk](#)
- [Trump says plan to make U.S. 'crypto capital of the planet' coming within hours - CNBC](#)
- [TeraWulf launches new Bitcoin mining facility, eyes major tech partnership - Cointelegraph](#)
- [Russia to Launch Cryptocurrency Exchange Trials for Cross-Border Payments Starting September 2024 - Yahoo Finance](#)
- [Nasdaq Looks to Offer Bitcoin Options, Following Rival NYSE's Plans - CoinDesk](#)
- [Blinks.gg is using a pump.fun token to springboard a developer platform - Blockworks](#)
- [An SEC lawsuit against OpenSea may be on the horizon - Blockworks](#)
- [Art Is Not a Security - CoinDesk](#)
- [Banks Using Permissionless Blockchains for Transactions Face Multiple Risks: BIS - CoinDesk](#)

Crypto Futures

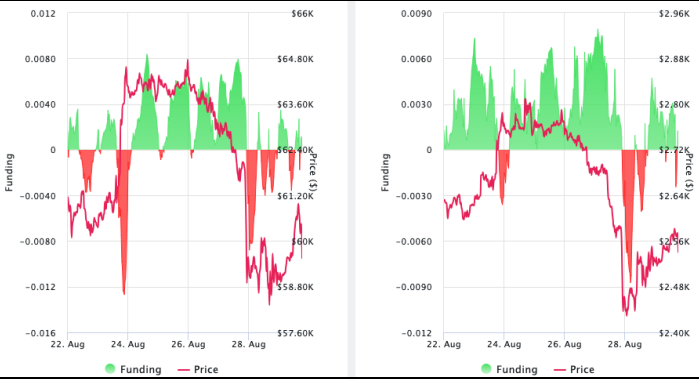
Futures Volume (BTC LHS ; ETH RHS), 1d



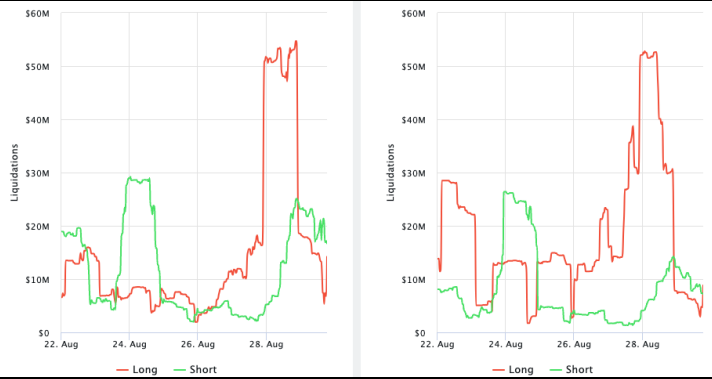
Futures Open Interest (BTC LHS ; ETH RHS)



OI Weighted Funding Rate (BTC LHS ; ETH RHS), 1d

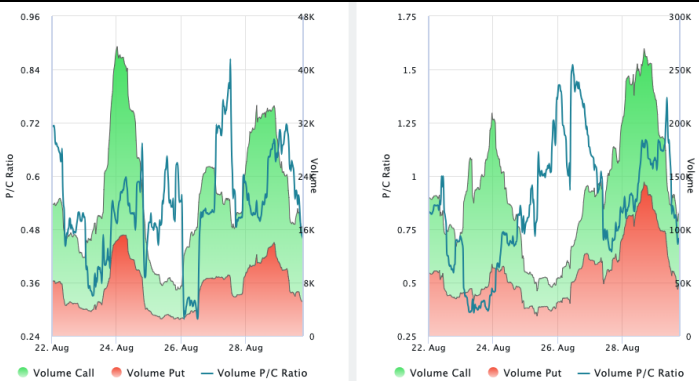


Liquidations (BTC LHS ; ETH RHS), 1d

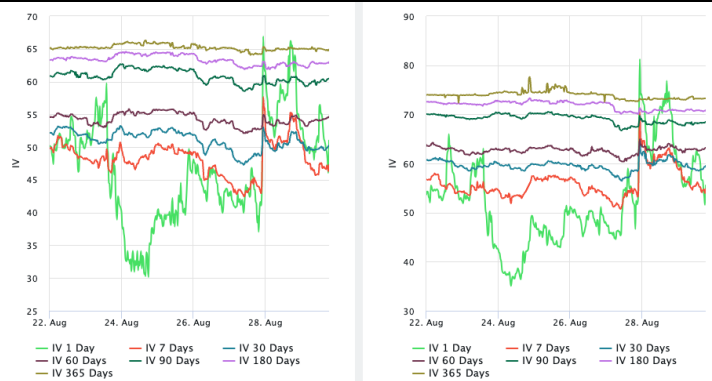


Crypto Options

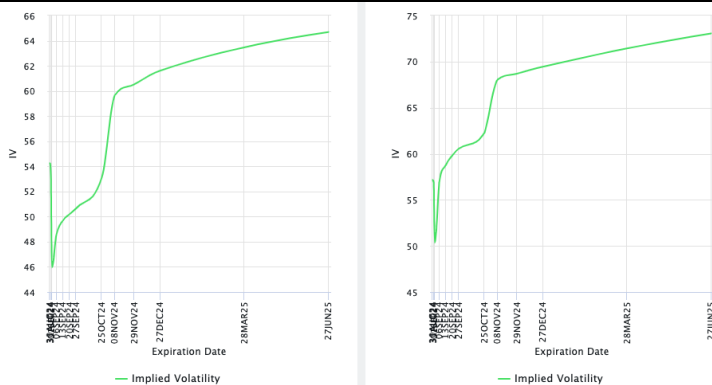
Options Volume & Put/Call Ratio (BTC LHS ; ETH RHS), 1d



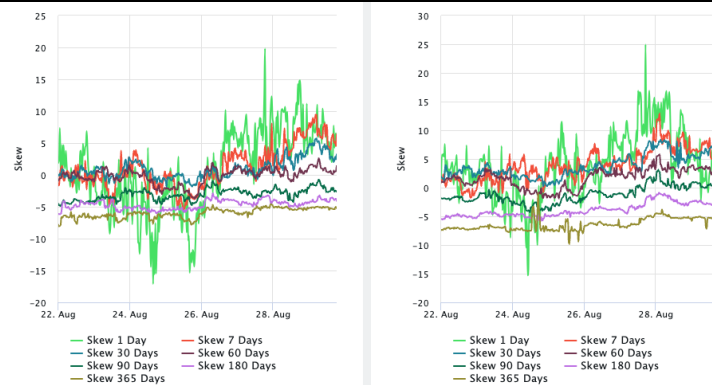
ATM Implied Volatility (BTC LHS ; ETH RHS)



ATM Implied Vol Term Structure (BTC LHS ; ETH RHS)



25 Delta Skew (BTC LHS ; ETH RHS)





August 29, 2024

About GSR

GSR has over a decade of extensive experience in the crypto market, serving as a trusted liquidity provider and active, multi-stage investor. Our suite of services includes OTC Trading, Derivatives, and Market Making. GSR is actively involved in every major sector of the digital asset ecosystem, working with token issuers, institutional investors, miners, and leading trading venues.

For more information or if we can help with anything, please see gsr.io or contact us at gsr@gsr.io.

Follow GSR for more content: [Twitter](#) [Telegram](#) [LinkedIn](#)

Authors

Brian Rudick, Senior Strategist	Twitter	Telegram
Carlos Guzman, Research Analyst	Twitter	Telegram
Toe Bautista, Research Analyst	Twitter	Telegram

Required Disclosures

This material is provided by GSR (the "Firm") solely for informational purposes, is intended only for sophisticated, institutional investors and does not constitute an offer or commitment, a solicitation of an offer or commitment, or any advice or recommendation, to enter into or conclude any transaction (whether on the terms shown or otherwise), or to provide investment services in any state or country where such an offer or solicitation or provision would be illegal. The Firm is not and does not act as an advisor or fiduciary in providing this material. GSR is not authorised or regulated in the UK by the Financial Conduct Authority. The protections provided by the UK regulatory system will not be available to you. Specifically, information provided herein is intended for institutional persons only and is not suitable for retail persons in the United Kingdom, and no solicitation or recommendation is being made to you in regards to any products or services.

This material is not a research report, and not subject to any of the independence and disclosure standards applicable to research reports prepared pursuant to FINRA or CFTC research rules. This material is not independent of the Firm's proprietary interests, which may conflict with the interests of any counterparty of the Firm. The Firm trades instruments discussed in this material for its own account, may trade contrary to the views expressed in this material, and may have positions in other related instruments.

Information contained herein is based on sources considered to be reliable, but is not guaranteed to be accurate or complete. Any opinions or estimates expressed herein reflect a judgment made by the author(s) as of the date of publication, and are subject to change without notice. Trading and investing in digital assets involves significant risks including price volatility and illiquidity and may not be suitable for all investors. The Firm is not liable whatsoever for any direct or consequential loss arising from the use of this material. Copyright of this material belongs to GSR. Neither this material nor any copy thereof may be taken, reproduced or redistributed, directly or indirectly, without prior written permission of GSR

Notes & Sources

All options data is based on Deribit and derivatives graphics are from Laevidas. Market returns are based on price returns for the following ETFs: VOO, QQQ, EWU, EWG, EWJ, and EWH. Onchain volumes are not considered and thus certain token volumes may be understated (e.g., stETH).

CoinGecko	Santiment	DefiLlama	CoinMarketCap	Laevidas
L2Beat	Google Finance	TradingView	Deribit	WorldCoinIndex
Cryptorank	Investing.com	NFT Price Floor	CryptoSlate	