











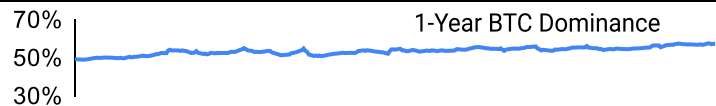
Crypto Leaderboard

Rank	Name	Ticker	Price	24h	7d	30d	24h Vol \$m	MC \$m	1-Year Chart
1	Bitcoin	BTC	\$59,574	-1%	-7%	-8%	32,505	1,176,408	
2	Ethereum	ETH	\$2,527	-2%	-9%	-22%	13,254	303,987	
3	Tether	USDT	\$1.00	0%	0%	0%	41,571	118,268	
4	BNB	BNB	\$542	0%	-8%	-6%	3,683	79,038	
5	Solana	SOL	\$140	-4%	-9%	-19%	2,941	65,316	
6	USD Coin	USDC	\$1.00	0%	0%	0%	7,126	34,602	
7	XRP Ledger	XRP	\$0.57	-1%	-8%	-9%	1,059	31,812	
8	Lido stETH	STETH	\$2,527	-1%	-100%	-100%	35	24,738	
9	Dogecoin	DOGE	\$0.10	0%	-10%	-17%	533	14,784	
10	TRON	TRX	\$0.16	0%	2%	25%	545	13,996	

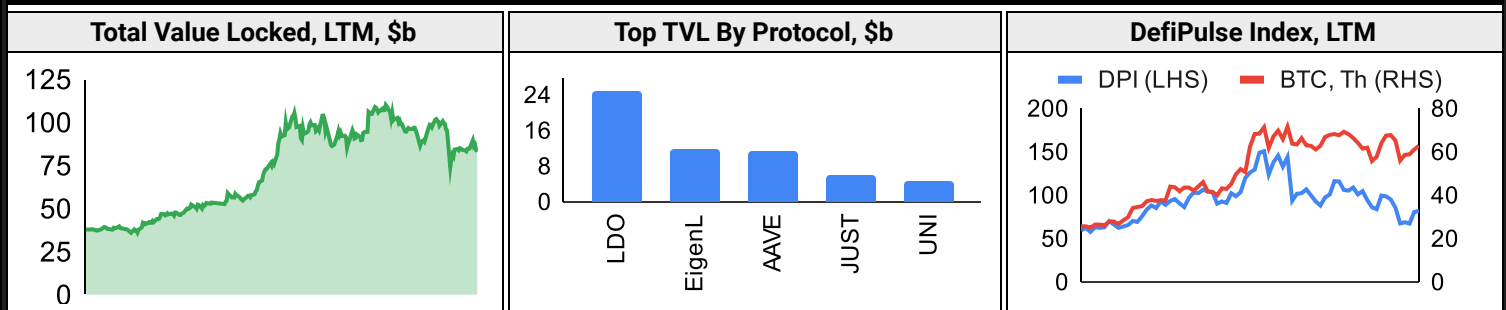
Top & Bottom Performers - Top 100 Tokens

24h		7 Days		30 Days		90 Days		365 Days	
BEAM	5%	HNT	5%	HNT	47%	HNT	74%	BONK	7253%
NEO	4%	TRX	2%	TRX	25%	TRX	43%	OM	4781%
GALA	3%	KAS	0%	AAVE	18%	KAS	22%	PEPE	873%
EGLD	2%	USDC	0%	SUI	14%	AAVE	22%	SOL	609%
RENDER	-8%	WEETH	-100%	BRETT	-35%	ARB	-55%	ATOM	-33%
FET	-10%	WBTC	-100%	NOT	-35%	LDO	-56%	QNT	-35%
KLAY	-11%	WSTETH	-100%	MKR	-37%	TIA	-60%	ARB	-44%
FLOKI	-17%	STETH	-100%	STETH	-100%	STETH	-100%	STETH	-100%

Category Performance

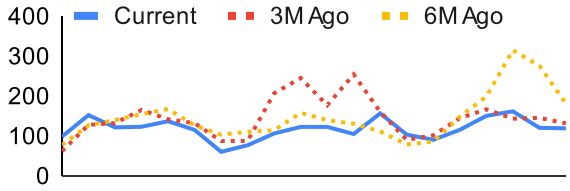
Category	7d	30d	90d	180d	365d	Ecosystem	7d	30d	90d	180d	365d
CEXs	-7%	-1%	-14%	-16%	50%	Tron	3%	100%	82%	71%	254%
Privacy	-12%	-6%	-23%	-34%	4%	Avalanche	-12%	-13%	-34%	-43%	46%
IoT/Data/Comp.	-10%	-9%	-32%	-50%	105%	Ethereum	-14%	-14%	-35%	-49%	8%
Smart Contract	-10%	-10%	-33%	-41%	79%	BSC	-15%	-14%	-41%	-40%	56%
Currency	-9%	-10%	-21%	-31%	33%	Polkadot	-12%	-15%	-46%	-49%	27%
DEX	-12%	-11%	-36%	-45%	71%	Solana	-9%	-15%	-42%	-46%	118%
Lending	-11%	-12%	-26%	-25%	86%	Polygon	-13%	-16%	-43%	-49%	31%
Gaming/Entertai	-10%	-13%	-46%	-60%	22%	Cosmos	-18%	-21%	-44%	-51%	48%
Scaling	-15%	-14%	-51%	-63%	20%						
Other DeFi	-13%	-14%	-29%	-42%	39%						
Meme	-11%	-17%	-44%	-36%	149%						

DeFi

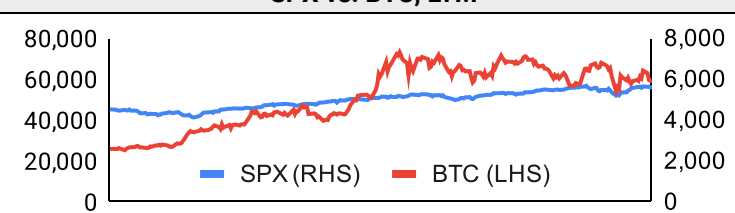


Trading Volume

Aggregate Volumes by Product, \$b					Top Derivatives Exchanges, \$m and bps				Top Spot Exchanges, \$m			
Product	1d	7d	30d	O/I	Exchange	1d Vol	O/I	Mkr	Tkr	Exchange	Score	1d Vol
Spot	28	210.69	1050	n/a	Binance	39,834	14,885	2.0	4.0	Binance	16,931.7	0
Perpetuals	102	822	4,200	768	Bybit	16,828	9,695	2.0	5.5	Coinbase	3,106.7	0
Futures	0	4	20	1	OKX	16,233	4,981	2.0	5.0	OKX	3,496.3	0
Options	2	12	56	n/a	Bitget	14,381	7,686	2.0	6.0	Bybit	4,622.1	0

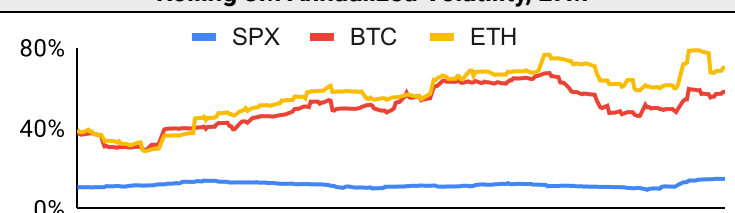
Daily Spot Volume, Top 100 Tokens Last 20d, \$b				Top Volume, 1d, \$m		Top Volume, %20d Avg		Low Volume, %20d Avg	
				USDT	51,068	FLR	201%	STETH	0%
				BTC	32,118	LTC	134%	BRETT	49%
				ETH	13,664	NEO	133%	ONDO	57%
				USDC	6,391	APT	129%	GT	66%
				FDUSD	4,113	KLAY	129%	DAI	73%

Traditional Finance

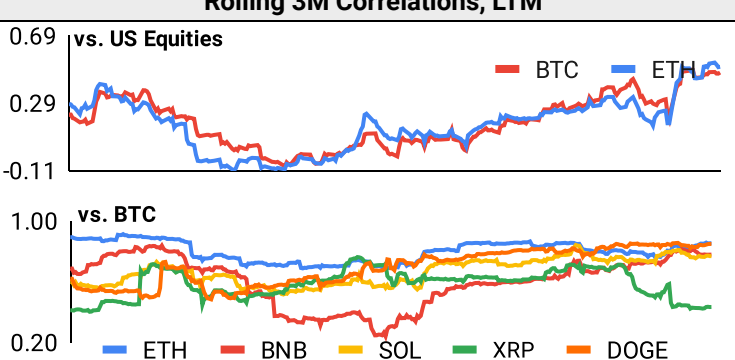
Global Equity Markets							SPX vs. BTC, LTM	
	US	USGrwth	UK	Germany	Japan	HK		
1D	0%	0%	1%	0%	0%	1%	80,000	8,000
7D	0%	-1%	2%	2%	2%	3%	60,000	6,000
90D	6%	5%	5%	4%	4%	-1%	40,000	4,000
365D	26%	26%	21%	19%	20%	-8%	20,000	2,000

10-Year Treasury Yields							Commodities & FX					
	US	Brazil	UK	Germany	Japan	HK	Last	WTI	Gas	Gold	USD/EUR	USD/JPY
Last	3.87%	11.86%	4.04%	2.28%	0.90%	2.90%	Last	74.4	2.13	2,547	0.90	145.6
1d Chg	0.01	-0.05	0.01	0.00	0.01	-0.05	1d % Chg	-2.0%	-0.3%	-0.5%	0.1%	0.5%

Volatility

Annualized Volatility							Rolling 3M Annualized Volatility, LTM				
	BTC	ETH	BNB	SOL	XRP	DOGE					
30D	72%	90%	66%	93%	91%	83%	80%				
90D	53%	64%	61%	85%	74%	77%	40%				
180D	58%	70%	67%	90%	73%	103%	0%				
365D	51%	60%	57%	93%	61%	87%					

Correlations

Intra-Crypto Correlations, LTM							Rolling 3M Correlations, LTM			
	BTC	ETH	BNB	SOL	XRP	DOGE				
BTC							0.69			
ETH	0.80						0.29			
BNB	0.60	0.58					-0.11			
SOL	0.67	0.59	0.47				1.00			
XRP	0.55	0.52	0.39	0.47			0.20			
DOGE	0.75	0.67	0.49	0.56	0.55					

Stablecoins

Stablecoin Market Size and Volume, \$m					Stablecoin Dominance (LHS) & Market Cap \$b (RHS), LTM	
Ticker	Price	1d Vol	20d Avg Vol	Market Cap		
USDT	1.00	51,068	50,886	118,239		
USDC	1.00	6,391	5,591	34,619		
DAI	1.00	68	94	5,365		
USDe	1.00	51	53	2,844		
PYUSD	1.00	38	41	969		
USDD	1.00	3	5	753		
						— Mkt Cap (RHS: \$b) Others USDC USDT

Ethereum Mainnet & Layer 2s

Mainnet & Layer 2 Transactions (m/day) and L2 TVL (\$m)					Transactions (m/day), Rolling 90-Day Average, LTM	
Network	1d	30d Avg	TVL	Tech Type		
zkLink Nova						
BOB				Optimistic Rollup		
tanX				Validium		
Ham						
Sorare				Validium		
ApeX				Validium		
Starknet				ZK Rollup		
Aevo				Optimium		
Zora				Optimistic Rollup		
Mode Network				Optimistic Rollup		

Layer 2 Token Performance & Market Cap (\$b)					
	MATIC	IMX	STX	MNT	ARB
24h Return	-5%	-6%	-3%	-1%	-3%
Market Cap	4.2	2.8	2.4	2.0	652.4

NFTs and DAOs

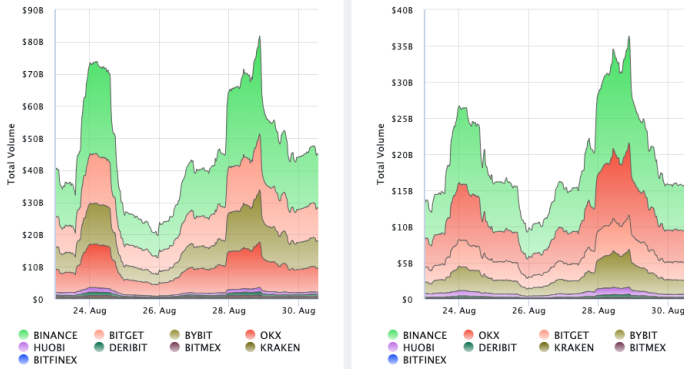
NFT Collection Stats (\$; Volume, MC in \$m)						DAO Treasury Amount (\$m) and Composition					
Collection	Floor	% Listed	3M Ret.	3M Vol	Market Cap	DAO	Treasury	Stables	BTC/ETH	Own Tokens	Other
CryptoPunks	74,257	12%	-10%	53,066	743	Mantle	2,403	2%	23%	73%	2%
Bored Ape Yacht C	34,339	3%	0%	78,499	343	Uniswap	2,331	0%	0%	100%	0%
Pudgy Penguins	26,782	3%	0%	77,103	238	Arbitrum	1,651	0%	2%	98%	0%
Autoglyphs	265,293	1%	-30%	253	136	ENS	1,339	0%	0%	92%	8%
Azuki	12,483	2%	0%	35,054	125	Optimism	1,103	0%	0%	100%	0%
Mutant Ape Yacht	5,306	3%	0%	40,289	103	Ethereum	688	0%	100%	0%	0%
Chromie Squiggle	10,081	2%	-1%	1,584	101	Gnosis	352	6%	29%	42%	23%
Milady Maker	9,045	5%	-21%	56,756	91	Golem	352	0%	89%	11%	0%
NodeMonkes	8,287	16%	-39%	27,916	83	Merit Circle	310	7%	1%	91%	1%
Fidenza by Tyler H	78,325	3%	0%	1,647	78	Maker	282	19%	0%	80%	0%

Crypto News

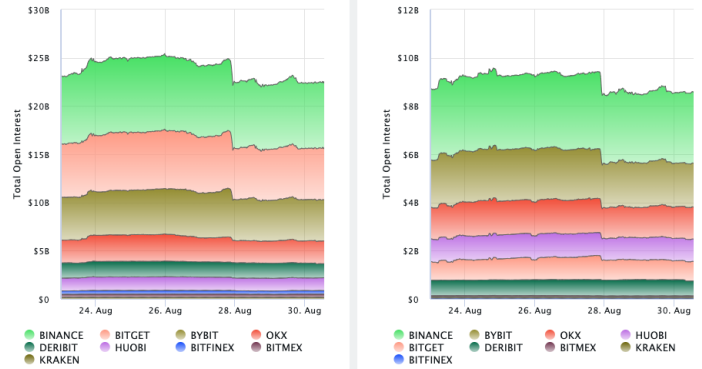
- [First Mover Americas: BTC Little Changed, on Course to End August Down 8% - CoinDesk](#)
- ['Bitcoin hasn't had the widespread adoption we hoped for' — Nayib Bukele - Cointelegraph](#)
- [Trump says plan to make U.S. 'crypto capital of the planet' coming within hours - CNBC](#)
- [Elon Musk, Tesla win dismissal of lawsuit claiming they rigged dogecoin - Reuters](#)
- [Bitcoin DeFi protocol Threshold proposes tBTC merger to 'save' WBTC - The Block](#)
- [Ethereum Foundation under fire for lack of transparency in treasury management - Blockworks](#)
- [A deeper look at NVIDIA earnings and the baked-in premium - Blockworks](#)
- [Blinks.gg is using a pump.fun token to springboard a developer platform - Blockworks](#)
- [OpenSea NFT volumes have given way to Solana and Bitcoin platforms - Blockworks](#)

Crypto Futures

Futures Volume (BTC LHS ; ETH RHS), 1d



Futures Open Interest (BTC LHS ; ETH RHS)



OI Weighted Funding Rate (BTC LHS ; ETH RHS), 1d

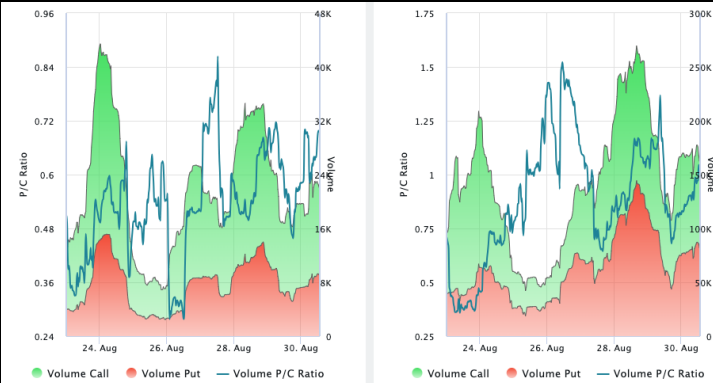


Liquidations (BTC LHS ; ETH RHS), 1d

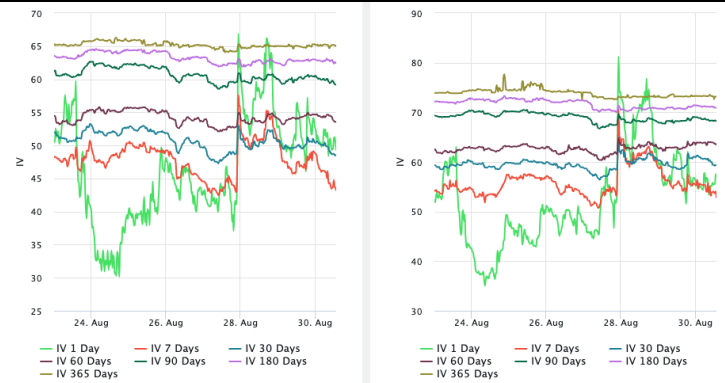


Crypto Options

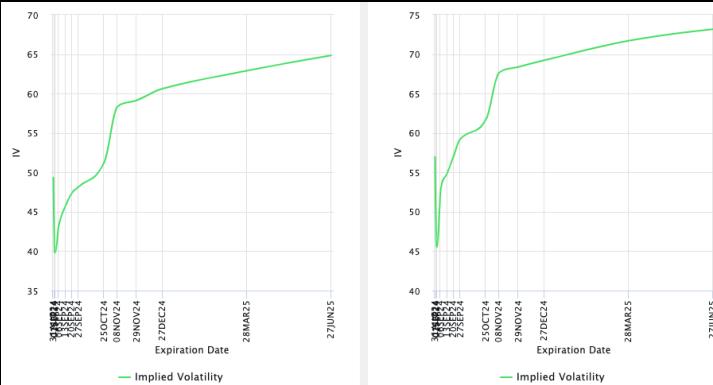
Options Volume & Put/Call Ratio (BTC LHS ; ETH RHS), 1d



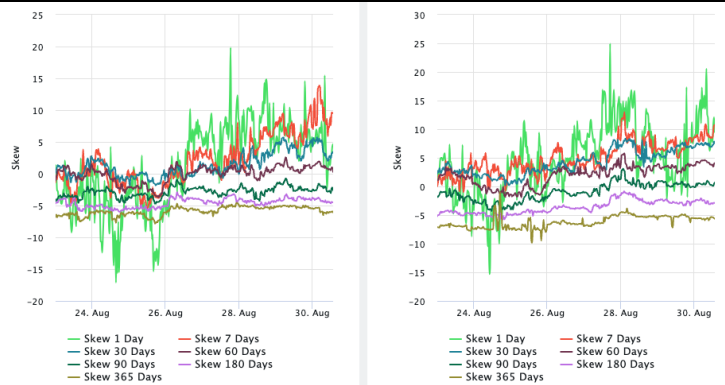
ATM Implied Volatility (BTC LHS ; ETH RHS)



ATM Implied Vol Term Structure (BTC LHS ; ETH RHS)



25 Delta Skew (BTC LHS ; ETH RHS)





August 30, 2024

About GSR

GSR has over a decade of extensive experience in the crypto market, serving as a trusted liquidity provider and active, multi-stage investor. Our suite of services includes OTC Trading, Derivatives, and Market Making. GSR is actively involved in every major sector of the digital asset ecosystem, working with token issuers, institutional investors, miners, and leading trading venues.

For more information or if we can help with anything, please see gsr.io or contact us at gsr@gsr.io.

Follow GSR for more content: [Twitter](#) [Telegram](#) [LinkedIn](#)

Authors

Brian Rudick, Senior Strategist	Twitter	Telegram
Carlos Guzman, Research Analyst	Twitter	Telegram
Toe Bautista, Research Analyst	Twitter	Telegram

Required Disclosures

This material is provided by GSR (the "Firm") solely for informational purposes, is intended only for sophisticated, institutional investors and does not constitute an offer or commitment, a solicitation of an offer or commitment, or any advice or recommendation, to enter into or conclude any transaction (whether on the terms shown or otherwise), or to provide investment services in any state or country where such an offer or solicitation or provision would be illegal. The Firm is not and does not act as an advisor or fiduciary in providing this material. GSR is not authorised or regulated in the UK by the Financial Conduct Authority. The protections provided by the UK regulatory system will not be available to you. Specifically, information provided herein is intended for institutional persons only and is not suitable for retail persons in the United Kingdom, and no solicitation or recommendation is being made to you in regards to any products or services.

This material is not a research report, and not subject to any of the independence and disclosure standards applicable to research reports prepared pursuant to FINRA or CFTC research rules. This material is not independent of the Firm's proprietary interests, which may conflict with the interests of any counterparty of the Firm. The Firm trades instruments discussed in this material for its own account, may trade contrary to the views expressed in this material, and may have positions in other related instruments.

Information contained herein is based on sources considered to be reliable, but is not guaranteed to be accurate or complete. Any opinions or estimates expressed herein reflect a judgment made by the author(s) as of the date of publication, and are subject to change without notice. Trading and investing in digital assets involves significant risks including price volatility and illiquidity and may not be suitable for all investors. The Firm is not liable whatsoever for any direct or consequential loss arising from the use of this material. Copyright of this material belongs to GSR. Neither this material nor any copy thereof may be taken, reproduced or redistributed, directly or indirectly, without prior written permission of GSR

Notes & Sources

All options data is based on Deribit and derivatives graphics are from Laevidas. Market returns are based on price returns for the following ETFs: VOO, QQQ, EWU, EWG, EWJ, and EWH. Onchain volumes are not considered and thus certain token volumes may be understated (e.g., stETH).

CoinGecko	Santiment	DefiLlama	CoinMarketCap	Laevidas
L2Beat	Google Finance	TradingView	Deribit	WorldCoinIndex
Cryptorank	Investing.com	NFT Price Floor	CryptoSlate	