




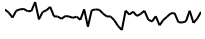






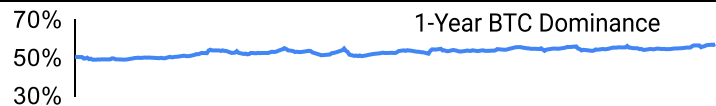
## Crypto Leaderboard

Rank	Name	Ticker	Price	24h	7d	30d	24h Vol \$m	MC \$m	1-Year Chart
1	Bitcoin	BTC	\$57,416	4%	-11%	1%	41,580	1,134,289	
2	Ethereum	ETH	\$2,478	1%	-23%	-18%	21,206	298,261	
3	Tether	USDT	\$1.00	0%	0%	0%	67,650	114,919	
4	Solana	SOL	\$154	11%	-10%	11%	6,552	71,845	
5	BNB	BNB	\$493	4%	-15%	-4%	916	71,790	
6	USD Coin	USDC	\$1.00	0%	0%	0%	10,484	34,535	
7	XRP Ledger	XRP	\$0.51	2%	-18%	19%	1,482	28,792	
8	Lido stETH	STETH	\$2,479	1%	-22%	-16%	102	24,293	
9	Dogecoin	DOGE	\$0.10	7%	-17%	-6%	1,046	14,759	
10	Toncoin	TON	\$5.72	4%	-16%	-20%	383	14,403	

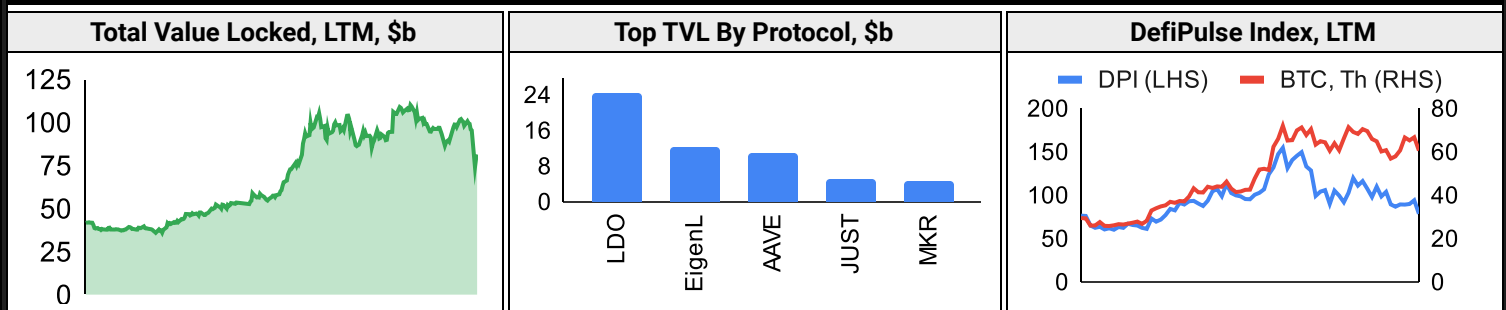
## Top & Bottom Performers - Top 100 Tokens

24h		7 Days		30 Days		90 Days		365 Days	
WIF	28%	LEO	2%	HNT	53%	BRETT	164%	BONK	6027%
SUI	13%	HNT	1%	AAVE	25%	OM	48%	OM	4694%
JASMY	12%	USDT	0%	JUP	21%	KAS	33%	PEPE	598%
FLOKI	11%	USDD	0%	XRP	19%	JASMY	21%	SOL	537%
DAI	0%	INJ	-26%	FTM	-26%	GRT	-52%	MATIC	-41%
FRAX	0%	AR	-28%	UNI	-27%	OP	-52%	ATOM	-42%
LDO	-2%	LDO	-33%	NOT	-29%	FTM	-56%	LDO	-42%
MKR	-2%	MKR	-34%	LDO	-31%	FET	-61%	ARB	-56%

## Category Performance

Category	7d	30d	90d	180d	365d	Ecosystem	7d	30d	90d	180d	365d
Currency	-15%	3%	-25%	-10%	8%	Tron	-8%	-8%	-20%	0%	46%
Smart Contract	-16%	-4%	-37%	-24%	43%	Cosmos	-17%	-11%	-45%	-24%	74%
Other DeFi	-13%	-5%	-30%	-26%	15%	Polygon	-19%	-12%	-41%	-30%	4%
CEXs	-10%	-5%	-25%	-4%	22%	BSC	-16%	-13%	-38%	-22%	34%
IoT/Data/Comp.	-17%	-5%	-38%	-23%	50%	Avalanche	-19%	-14%	-33%	-26%	11%
Lending	-18%	-10%	-27%	0%	44%	Polkadot	-18%	-15%	-48%	-30%	1%
Meme	-16%	-11%	-34%	73%	108%	Ethereum	-20%	-15%	-33%	-37%	-16%
DEX	-17%	-13%	-39%	-34%	42%	Solana	-21%	-17%	-42%	-22%	87%
Privacy	-24%	-13%	-31%	-21%	-31%						
Scaling	-20%	-18%	-53%	-52%	-10%						
Gaming/Entertai	-25%	-21%	-51%	-46%	-37%						

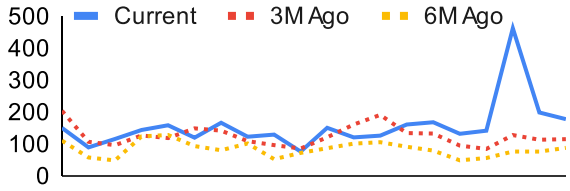
## DeFi



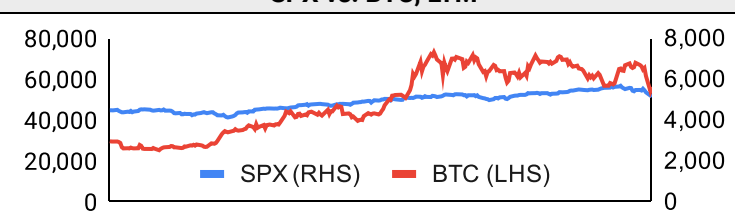
### Trading Volume

Aggregate Volumes by Product, \$b					Top Derivatives Exchanges, \$m and bps					Top Spot Exchanges, \$m		
Product	1d	7d	30d	O/I	Exchange	1d Vol	O/I	Mkr	Tkr	Exchange	Score	1d Vol
Spot	44	324.58	970.64	n/a	Binance	62,929	14,332	2.0	4.0	Binance	9.9	20,671
Perpetuals	167	1,260	3,810	849	Bybit	26,275	8,812	2.0	5.5	Coinbase	8.2	3,033
Futures	1	6	17	1	OKX	27,650	4,936	2.0	5.0	OKX	7.8	2,809
Options	2	19	56	n/a	Bitget	21,006	4,988	2.0	6.0	Bybit	7.6	6,053

Daily Spot Volume, Top 100 Tokens Last 20d, \$b				Top Volume, 1d, \$m		Top Volume, %20d Avg		Low Volume, %20d Avg	
				USDT	72,252	RETH	268%	GT	26%
				BTC	43,573	WEETH	214%	RSETH	36%
				ETH	23,629	PYUSD	183%	NEO	60%
				USDC	9,031	WIF	175%	LEO	62%
				FDUSD	8,860	SUI	158%	XTZ	66%

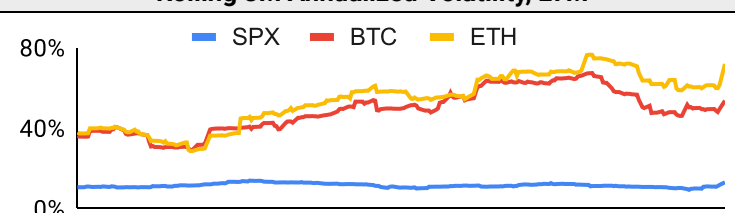
### Traditional Finance

Global Equity Markets							SPX vs. BTC, LTM				
	US	USGrwth	UK	Germany	Japan	HK					
1D	1%	1%	0%	0%	0%	-1%					
7D	-4%	-4%	-4%	-5%	-8%	-1%					
90D	1%	0%	-1%	-5%	-7%	-8%					
365D	18%	18%	10%	6%	3%	-17%					

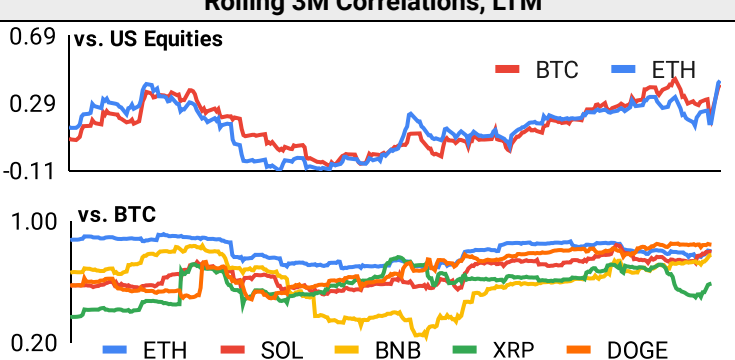
  

10-Year Treasury Yields							Commodities & FX					
	US	Brazil	UK	Germany	Japan	HK	Last	WTI	Gas	Gold	USD/EUR	USD/JPY
Last	3.94%	11.78%	4.00%	2.28%	0.89%	2.92%	Last	74.6	2.07	2,444	0.92	147.1
1d Chg	0.06	-0.05	0.08	0.09	0.02	-0.06	1d % Chg	1.8%	2.8%	0.5%	0.1%	2.0%

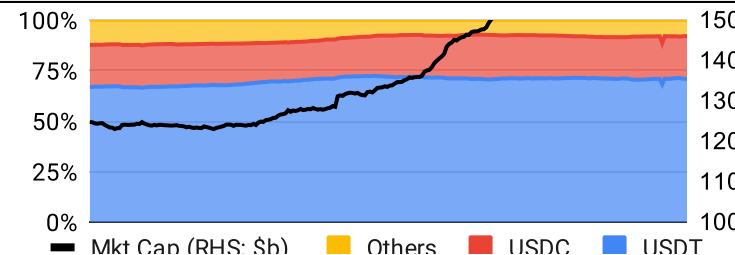
### Volatility

Annualized Volatility							Rolling 3M Annualized Volatility, LTM				
	BTC	ETH	SOL	BNB	XRP	DOGE					
30D	55%	67%	91%	56%	85%	79%					
90D	48%	66%	86%	56%	61%	78%					
180D	56%	66%	89%	66%	68%	109%					
365D	50%	57%	93%	55%	60%	86%					

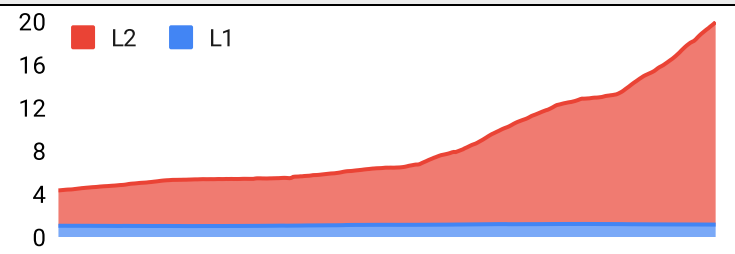
### Correlations

Intra-Crypto Correlations, LTM							Rolling 3M Correlations, LTM				
	BTC	ETH	SOL	BNB	XRP	DOGE					
BTC											
ETH	0.80										
SOL	0.67	0.59									
BNB	0.60	0.58	0.47								
XRP	0.61	0.59	0.49	0.42							
DOGE	0.74	0.66	0.56	0.48	0.59						

## Stablecoins

Stablecoin Market Size and Volume, \$m					Stablecoin Dominance (LHS) & Market Cap \$b (RHS), LTM	
Ticker	Price	1d Vol	20d Avg Vol	Market Cap		
USDT	1.00	72,252	64,723	114,606		
USDC	1.00	9,031	7,413	34,417		
DAI	1.00	182	161	5,348		
USDe	1.00	75	111	3,173		
USDD	1.00	6	7	741		
PYUSD	1.00	30	16	677		

## Ethereum Mainnet & Layer 2s

Mainnet & Layer 2 Transactions (m/day) and L2 TVL (\$m)					Transactions (m/day), Rolling 90-Day Average, LTM	
Network	1d	30d Avg	TVL	Tech Type		
Xai	9.7	9.7				
Base	3.4	3.6		Optimistic Rollup		
Proof of Play	2.0	2.2				
Arbitrum One	2.4	2.0		Optimistic Rollup		
Taiko	1.4	1.3		Optimistic Rollup		
Ethereum	1.1	1.1	-	mainnet		
Linea	0.4	1.0		ZK Rollup		
Blast	0.9	0.7		Optimistic Rollup		
Immutable X	0.9	0.6		Validium		
Mantle	0.8	0.5		Optimium		

Layer 2 Token Performance & Market Cap (\$b)					
	MATIC	IMX	STX	MNT	ARB
24h Return	+2.13%	+3.63%	+10.	+2.72%	+2.51%
Market Cap	4.0	2.3	2.1	2.0	650.6

## NFTs and DAOs

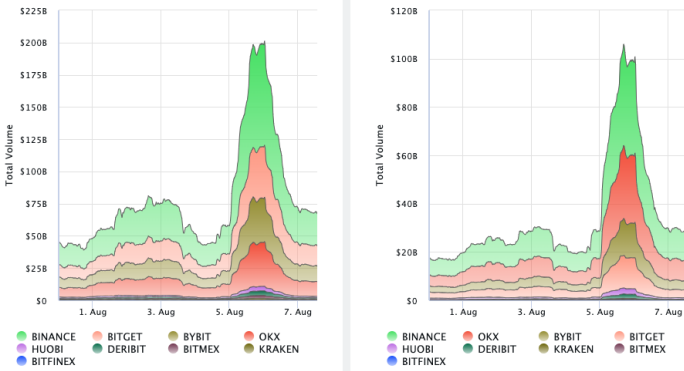
NFT Collection Stats (\$; Volume, MC in \$m)						DAO Treasury Amount (\$m) and Composition					
Collection	Floor	% Listed	3M Ret.	3M Vol	Market Cap	DAO	Treasury	Stables	BTC/ETH	Own Tokens	Other
CryptoPunks	54,208	12%	-43%	59,099	542	Mantle	2,440	2%	23%	74%	2%
Bored Ape Yacht C	24,354	3%	-31%	91,715	244	Uniswap	2,348	0%	0%	100%	0%
Pudgy Penguins	20,913	3%	1%	86,917	186	Arbitrum	1,644	0%	2%	98%	0%
Autoglyphs	285,958	1%	-32%	0	146	ENS	1,309	0%	0%	91%	9%
Azuki	9,698	2%	-20%	51,474	97	Optimism	976	0%	0%	100%	0%
Milady Maker	9,690	5%	-11%	67,990	97	Ethereum	763	0%	100%	0%	0%
Mad Lads	8,423	4%	-11%	21,888	84	Golem	380	0%	90%	10%	0%
Chromie Squiggle	7,988	2%	-39%	2,022	80	Gnosis	349	7%	28%	41%	24%
Fidenza by Tyler H	77,084	3%	-32%	1,464	77	Maker	290	20%	0%	80%	0%
Mutant Ape Yacht	3,926	3%	-39%	58,941	77	Fei Protocol	283	0%	0%	100%	0%

## Crypto News

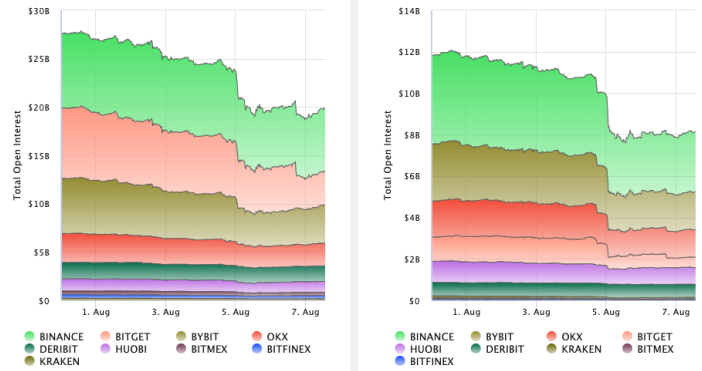
- [Crypto market rebounds after global sell-off - Yahoo Finance](#)
- [Bitcoin Miner Core Scientific Shares Spike After Signing \\$2B of Additional Computing Contract - CoinDesk](#)
- [Xapo Bank debuts interest-bearing Bitcoin, fiat accounts in the UK - Cointelegraph](#)
- [Kamala Harris chooses Governor Walz as US Presidential running mate - Cointelegraph](#)
- [IBM wins control of slew of cryptocurrency domains - Domain Name Wire](#)
- [Lido targets institutions with new white-glove staking service - Blockworks](#)
- [Crypto stocks rebound, volatility eases but analysts say we are not out of the woods - Blockworks](#)
- [Long-Dormant Wallets Tied to \\$2B PlusToken China Ponzi Moves 2.8K Ether - CoinDesk](#)
- [First Mover Americas: BoJ Comments Offer Relief to Crypto - CoinDesk](#)

## Crypto Futures

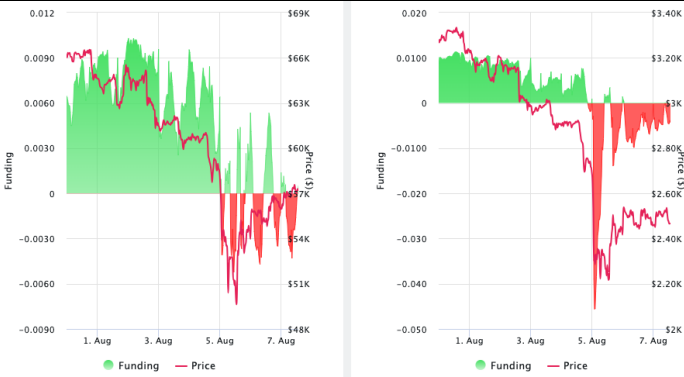
### Futures Volume (BTC LHS ; ETH RHS), 1d



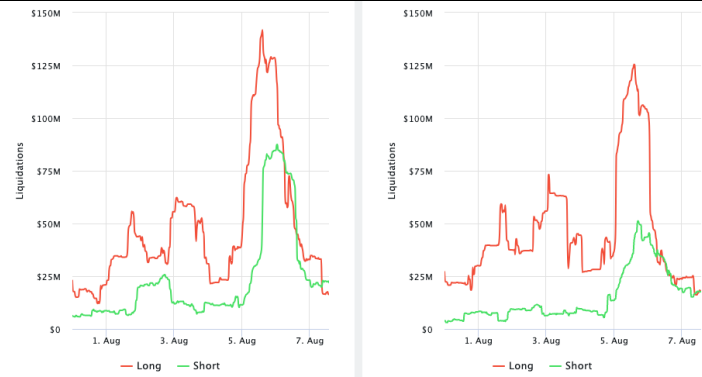
### Futures Open Interest (BTC LHS ; ETH RHS)



### OI Weighted Funding Rate (BTC LHS ; ETH RHS), 1d

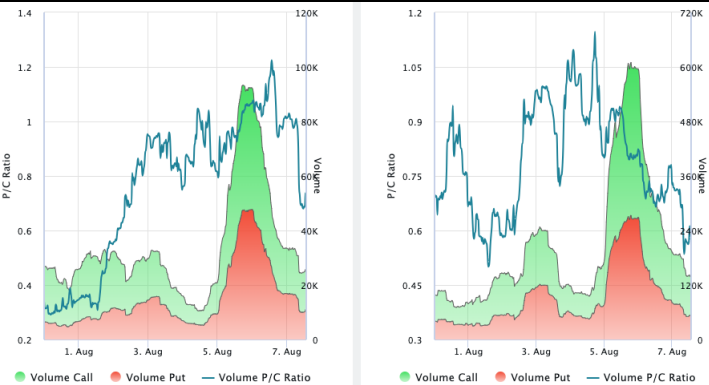


### Liquidations (BTC LHS ; ETH RHS), 1d

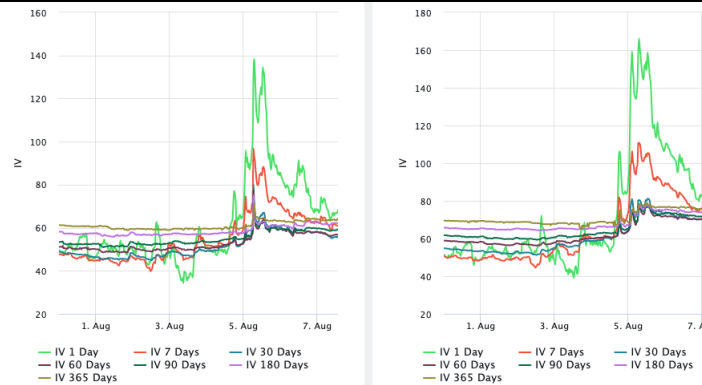


## Crypto Options

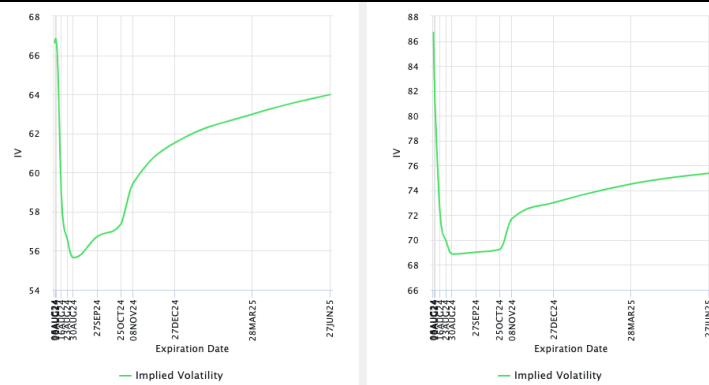
### Options Volume & Put/Call Ratio (BTC LHS ; ETH RHS), 1d



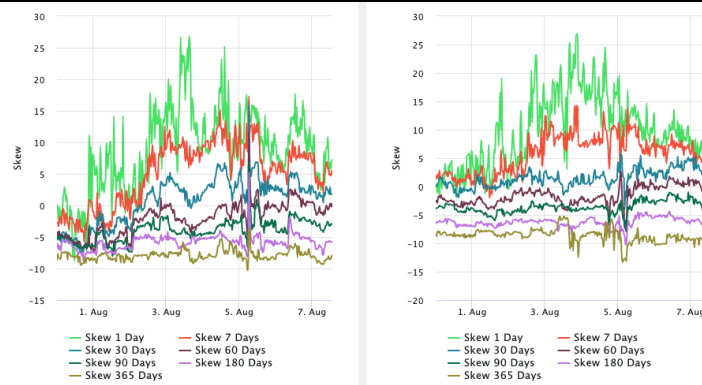
### ATM Implied Volatility (BTC LHS ; ETH RHS)



### ATM Implied Vol Term Structure (BTC LHS ; ETH RHS)



### 25 Delta Skew (BTC LHS ; ETH RHS)





August 7, 2024

### About GSR

GSR has over a decade of extensive experience in the crypto market, serving as a trusted liquidity provider and active, multi-stage investor. Our suite of services includes OTC Trading, Derivatives, and Market Making. GSR is actively involved in every major sector of the digital asset ecosystem, working with token issuers, institutional investors, miners, and leading trading venues.

For more information or if we can help with anything, please see [gsr.io](https://gsr.io) or contact us at [gsr@gsr.io](mailto:gsr@gsr.io).

Follow GSR for more content: [Twitter](#) [Telegram](#) [LinkedIn](#)

### Authors

Brian Rudick, Senior Strategist [Twitter](#) [Telegram](#)

### Required Disclosures

This material is provided by GSR (the "Firm") solely for informational purposes, is intended only for sophisticated, institutional investors and does not constitute an offer or commitment, a solicitation of an offer or commitment, or any advice or recommendation, to enter into or conclude any transaction (whether on the terms shown or otherwise), or to provide investment services in any state or country where such an offer or solicitation or provision would be illegal. The Firm is not and does not act as an advisor or fiduciary in providing this material. GSR is not authorised or regulated in the UK by the Financial Conduct Authority. The protections provided by the UK regulatory system will not be available to you. Specifically, information provided herein is intended for institutional persons only and is not suitable for retail persons in the United Kingdom, and no solicitation or recommendation is being made to you in regards to any products or services.

This material is not a research report, and not subject to any of the independence and disclosure standards applicable to research reports prepared pursuant to FINRA or CFTC research rules. This material is not independent of the Firm's proprietary interests, which may conflict with the interests of any counterparty of the Firm. The Firm trades instruments discussed in this material for its own account, may trade contrary to the views expressed in this material, and may have positions in other related instruments.

Information contained herein is based on sources considered to be reliable, but is not guaranteed to be accurate or complete. Any opinions or estimates expressed herein reflect a judgment made by the author(s) as of the date of publication, and are subject to change without notice. Trading and investing in digital assets involves significant risks including price volatility and illiquidity and may not be suitable for all investors. The Firm is not liable whatsoever for any direct or consequential loss arising from the use of this material. Copyright of this material belongs to GSR. Neither this material nor any copy thereof may be taken, reproduced or redistributed, directly or indirectly, without prior written permission of GSR

### Notes & Sources

All options data is based on Deribit and derivatives graphics are from Laevidas. Market returns are based on price returns for the following ETFs: VOO, QQQ, EWU, EWG, EWJ, and EWH. Onchain volumes are not considered and thus certain token volumes may be understated (e.g., stETH).

CoinGecko	Santiment	DefiLlama	CoinMarketCap	Laevidas
L2Beat	Google Finance	TradingView	Deribit	WorldCoinIndex
Cryptorank	Investing.com	NFT Price Floor	CryptoSlate	