











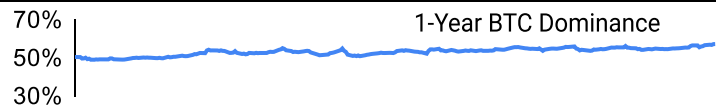
Crypto Leaderboard

Rank	Name	Ticker	Price	24h	7d	30d	24h Vol \$m	MC \$m	1-Year Chart
1	Bitcoin	BTC	\$58,397	5%	-11%	1%	38,047	1,152,590	
2	Ethereum	ETH	\$2,491	5%	-22%	-19%	22,768	299,940	
3	Tether	USDT	\$1.00	0%	0%	0%	67,538	115,275	
4	Solana	SOL	\$160	8%	-5%	13%	4,902	74,492	
5	BNB	BNB	\$495	5%	-14%	-4%	855	72,342	
6	USD Coin	USDC	\$1.00	0%	0%	0%	10,992	34,589	
7	XRP Ledger	XRP	\$0.61	24%	3%	40%	5,535	34,270	
8	Lido stETH	STETH	\$2,488	5%	-24%	-21%	101	24,398	
9	Toncoin	TON	\$6.33	15%	-6%	-14%	1,370	15,947	
10	Dogecoin	DOGE	\$0.10	6%	-14%	-5%	1,034	14,904	

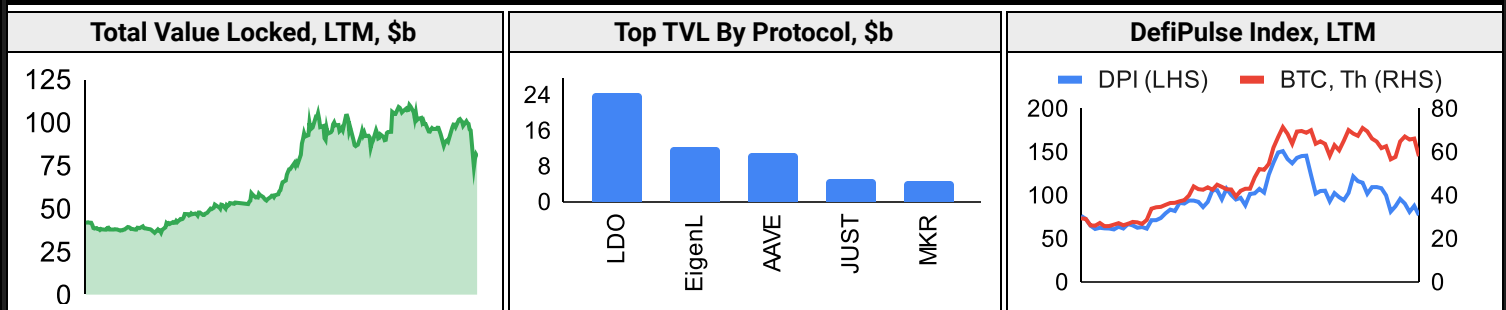
Top & Bottom Performers - Top 100 Tokens

24h		7 Days		30 Days		90 Days		365 Days	
XRP	24%	XRP	3%	HNT	70%	BRETT	174%	BONK	5899%
TON	15%	HNT	2%	XRP	40%	OM	45%	OM	4456%
HNT	14%	XLM	2%	XLM	15%	KAS	31%	PEPE	556%
SUI	12%	FDUSD	0%	AAVE	14%	XRP	22%	SOL	555%
DAI	0%	INJ	-26%	NOT	-29%	SEI	-49%	MATIC	-41%
FET	0%	FET	-28%	LDO	-31%	GRT	-53%	ATOM	-41%
AAVE	-1%	LDO	-29%	FET	-31%	FTM	-55%	LDO	-42%
OM	-2%	MKR	-31%	TIA	-35%	FET	-62%	ARB	-56%

Category Performance

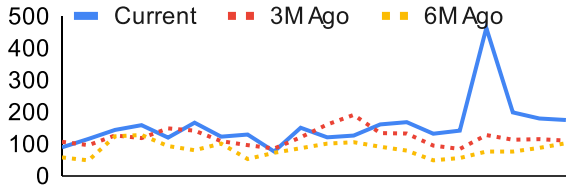
Category	7d	30d	90d	180d	365d	Ecosystem	7d	30d	90d	180d	365d
Currency	-9%	6%	-17%	-6%	13%	Tron	-6%	-9%	-17%	2%	49%
Privacy	-9%	-2%	-21%	-9%	-17%	Cosmos	-16%	-15%	-43%	-25%	71%
Other DeFi	-6%	-3%	-27%	-24%	16%	Polygon	-18%	-15%	-39%	-30%	4%
Smart Contract	-14%	-5%	-34%	-23%	46%	Ethereum	-20%	-16%	-29%	-37%	-16%
IoT/Data/Comp.	-15%	-6%	-34%	-22%	54%	Solana	-14%	-16%	-36%	-21%	96%
CEXs	-10%	-6%	-23%	-5%	23%	Avalanche	-18%	-16%	-30%	-26%	11%
Lending	-17%	-12%	-24%	-2%	44%	BSC	-16%	-16%	-36%	-22%	35%
Meme	-15%	-12%	-31%	71%	105%	Polkadot	-15%	-16%	-44%	-29%	1%
DEX	-14%	-13%	-35%	-31%	49%						
Gaming/Entertai	-18%	-16%	-45%	-41%	2%						
Scaling	-19%	-20%	-51%	-52%	-9%						

DeFi

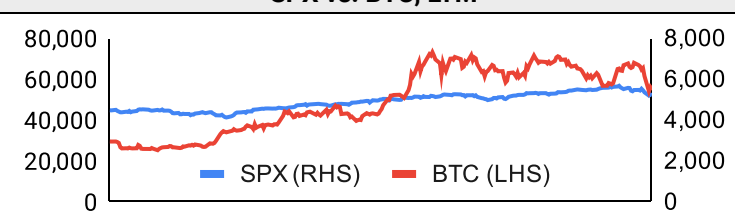


Trading Volume

Aggregate Volumes by Product, \$b					Top Derivatives Exchanges, \$m and bps				Top Spot Exchanges, \$m			
Product	1d	7d	30d	O/I	Exchange	1d Vol	O/I	Mkr	Tkr	Exchange	Score	1d Vol
Spot	45	358	1010	n/a	Binance	66,698	14,127	2.0	4.0	Binance	9.9	19,623
Perpetuals	181	1,360	3,970	2,310	Bybit	28,114	8,753	2.0	5.5	Coinbase	8.2	3,083
Futures	1	6	18	1	OKX	29,313	4,864	2.0	5.0	OKX	7.8	2,842
Options	3	20	58	n/a	Bitget	25,270	4,911	2.0	6.0	Bybit	7.6	5,744

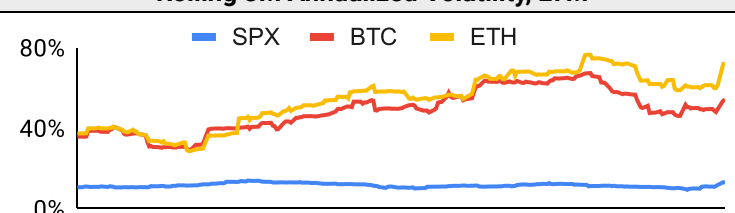
Daily Spot Volume, Top 100 Tokens Last 20d, \$b				Top Volume, 1d, \$m		Top Volume, %20d Avg		Low Volume, %20d Avg	
				USDT	70,101	TON	326%	GT	15%
				BTC	41,067	XRP	268%	LEO	18%
				ETH	22,636	XLM	256%	EETH	30%
				USDC	8,549	PYUSD	178%	RSETH	39%
				FDUSD	8,023	SUI	176%	FRAX	47%

Traditional Finance

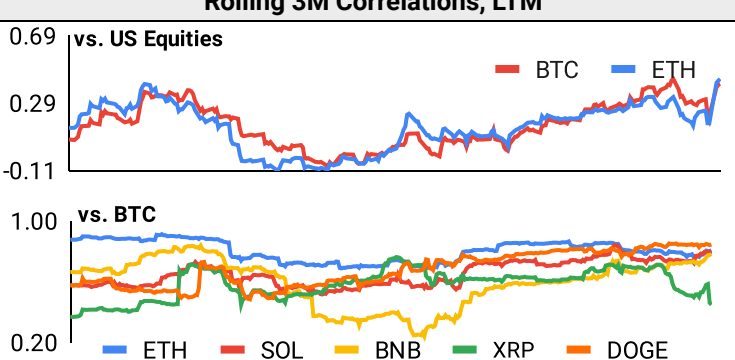
Global Equity Markets							SPX vs. BTC, LTM	
	US	USGrwth	UK	Germany	Japan	HK		
1D	-1%	-1%	0%	0%	2%	1%		
7D	-6%	-8%	-4%	-5%	-10%	0%		
90D	0%	-1%	-2%	-5%	-5%	-9%		
365D	17%	18%	11%	8%	6%	-15%		

10-Year Treasury Yields							Commodities & FX					
	US	Brazil	UK	Germany	Japan	HK	Last	WTI	Gas	Gold	USD/EUR	USD/JPY
Last	4.01%	11.76%	4.01%	2.27%	0.84%	2.95%	Last	75.9	2.07	2,460	0.92	147.4
1d Chg	0.04	-0.05	0.06	0.00	0.01	-0.06	1d % Chg	0.8%	-2.1%	1.1%	0.2%	0.5%

Volatility

Annualized Volatility							Rolling 3M Annualized Volatility, LTM			
	BTC	ETH	SOL	BNB	XRP	DOGE				
30D	59%	72%	94%	58%	106%	81%				
90D	49%	67%	86%	57%	72%	78%				
180D	57%	67%	89%	66%	73%	109%				
365D	50%	58%	93%	56%	62%	87%				

Correlations

Intra-Crypto Correlations, LTM							Rolling 3M Correlations, LTM				
	BTC	ETH	SOL	BNB	XRP	DOGE					
BTC											
ETH	0.80										
SOL	0.67	0.59									
BNB	0.60	0.58	0.47								
XRP	0.57	0.53	0.47	0.39							
DOGE	0.74	0.66	0.56	0.48	0.55						

Stablecoins

Stablecoin Market Size and Volume, \$m					Stablecoin Dominance (LHS) & Market Cap \$b (RHS), LTM	
Ticker	Price	1d Vol	20d Avg Vol	Market Cap		
USDT	1.00	70,101	65,000	115,057		
USDC	1.00	8,549	7,471	34,531		
DAI	1.00	146	159	5,348		
USDe	1.00	71	108	3,174		
USDD	1.00	8	6	741		
PYUSD	1.00	31	18	682		

Ethereum Mainnet & Layer 2s

Mainnet & Layer 2 Transactions (m/day) and L2 TVL (\$m)					Transactions (m/day), Rolling 90-Day Average, LTM	
Network	1d	30d Avg	TVL	Tech Type		
Xai	11.3	9.8				
Base	3.5	3.6		Optimistic Rollup		
Proof of Play	2.1	2.1				
Arbitrum One	2.2	2.0		Optimistic Rollup		
Taiko	1.4	1.3		Optimistic Rollup		
Ethereum	1.1	1.1	-	mainnet		
Linea	0.4	1.0		ZK Rollup		
Blast	0.8	0.7		Optimistic Rollup		
Immutable X	0.8	0.7		Validium		
Mantle	0.8	0.5		Optimium		

Layer 2 Token Performance & Market Cap (\$b)					
	MATIC	IMX	STX	MNT	ARB
24h Return	+3.62%	+5.26%	+4.81%	+3.75%	+6.10%
Market Cap	4.0	2.3	2.1	2.0	660.9

NFTs and DAOs

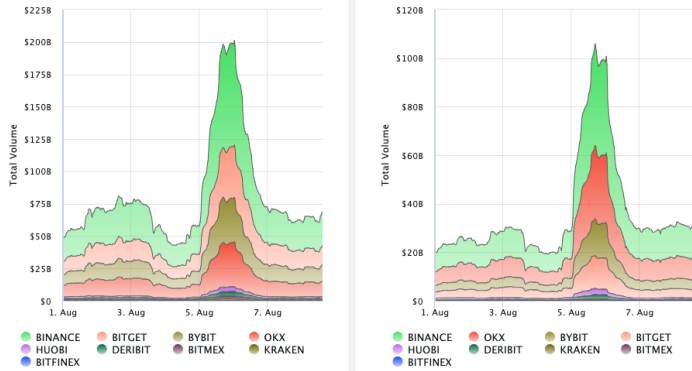
NFT Collection Stats (\$; Volume, MC in \$m)						DAO Treasury Amount (\$m) and Composition					
Collection	Floor	% Listed	3M Ret.	3M Vol	Market Cap	DAO	Treasury	Stables	BTC/ETH	Own Tokens	Other
CryptoPunks	54,285	12%	-43%	59,345	543	Uniswap	2,392	0%	0%	100%	0%
Bored Ape Yacht C	24,493	3%	-30%	90,990	245	Mantle	2,391	2%	23%	73%	2%
Pudgy Penguins	20,842	3%	-24%	84,849	185	Arbitrum	1,658	0%	2%	98%	0%
Autoglyphs	286,365	1%	-32%	0	147	ENS	1,298	0%	0%	91%	9%
Azuki	9,712	2%	-20%	50,633	97	Optimism	976	0%	0%	100%	0%
Milady Maker	9,512	5%	-11%	67,941	95	Ethereum	749	0%	100%	0%	0%
Mad Lads	8,365	4%	-9%	21,639	83	Golem	367	0%	90%	10%	0%
Chromie Squiggle	8,107	2%	-39%	1,993	81	Gnosis	346	7%	28%	41%	24%
Mutant Ape Yacht	3,956	3%	-36%	57,234	77	Maker	290	19%	0%	81%	0%
NodeMonkes	7,152	16%	-57%	38,199	72	Fei Protocol	268	0%	0%	100%	0%

Crypto News

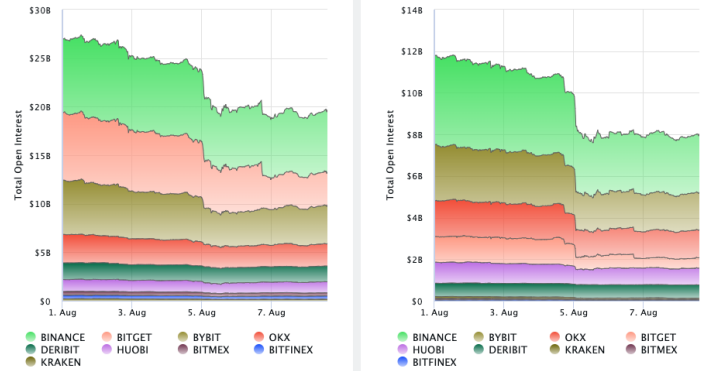
- [Court orders Ripple to pay \\$125M civil penalty in SEC lawsuit - Blockworks](#)
- [Bitcoin Miner Core Scientific Shares Spike After Signing \\$2B of Additional Computing Contract - CoinDesk](#)
- [Has Ripple walked away with a win against the SEC? - Blockworks](#)
- [Morgan Stanley's ETF move a 'giant step' for bitcoin adoption - Blockworks](#)
- ['Internet bond' project Ethena integrates with Solana - Blockworks](#)
- [GoX Watch: Payouts quiet after sending out \\$5.8B before bitcoin crash - Blockworks](#)
- [NEAR Pushes 'Signatures' on Mainnet, in Growing Trend of Chain Abstraction - CoinDesk](#)
- [Franklin Templeton's Tokenized Money Market Fund Expands to Arbitrum - CoinDesk](#)
- [First Mover Americas: Crypto Prices Little Changed, XRP Surges - CoinDesk](#)

Crypto Futures

Futures Volume (BTC LHS ; ETH RHS), 1d



Futures Open Interest (BTC LHS ; ETH RHS)



OI Weighted Funding Rate (BTC LHS ; ETH RHS), 1d

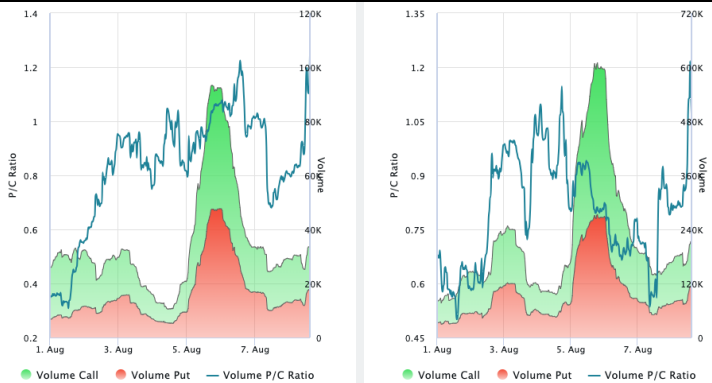


Liquidations (BTC LHS ; ETH RHS), 1d

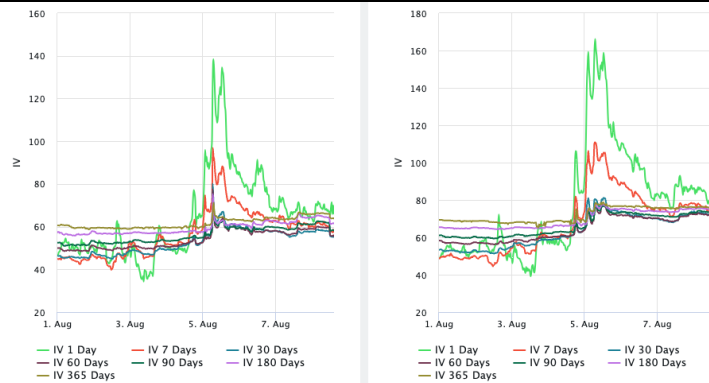


Crypto Options

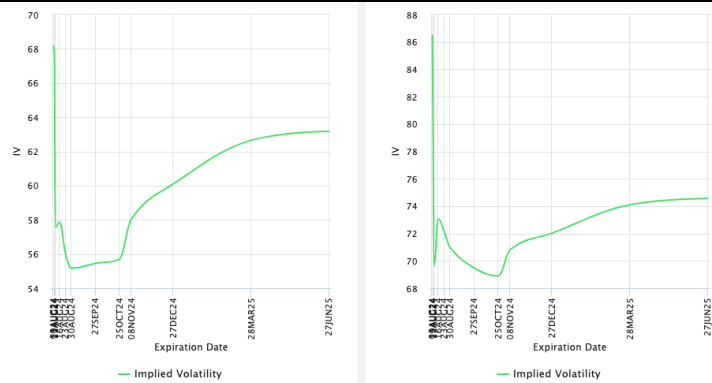
Options Volume & Put/Call Ratio (BTC LHS ; ETH RHS), 1d



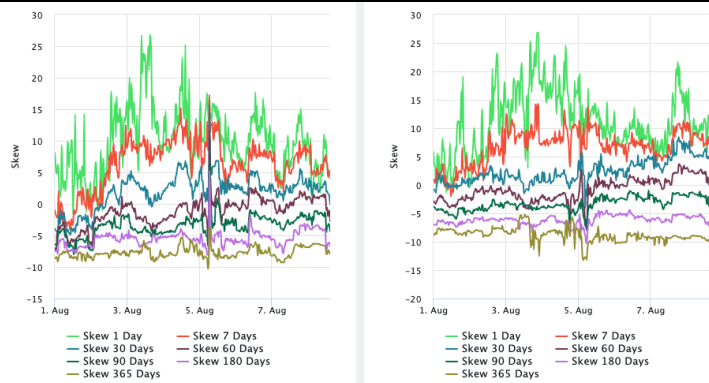
ATM Implied Volatility (BTC LHS ; ETH RHS)



ATM Implied Vol Term Structure (BTC LHS ; ETH RHS)



25 Delta Skew (BTC LHS ; ETH RHS)



About GSR

GSR has over a decade of extensive experience in the crypto market, serving as a trusted liquidity provider and active, multi-stage investor. Our suite of services includes OTC Trading, Derivatives, and Market Making. GSR is actively involved in every major sector of the digital asset ecosystem, working with token issuers, institutional investors, miners, and leading trading venues.

For more information or if we can help with anything, please see gsr.io or contact us at gsr@gsr.io.

Follow GSR for more content: [Twitter](#) [Telegram](#) [LinkedIn](#)

Authors

Brian Rudick, Senior Strategist [Twitter](#) [Telegram](#)

Required Disclosures

This material is provided by GSR (the "Firm") solely for informational purposes, is intended only for sophisticated, institutional investors and does not constitute an offer or commitment, a solicitation of an offer or commitment, or any advice or recommendation, to enter into or conclude any transaction (whether on the terms shown or otherwise), or to provide investment services in any state or country where such an offer or solicitation or provision would be illegal. The Firm is not and does not act as an advisor or fiduciary in providing this material. GSR is not authorised or regulated in the UK by the Financial Conduct Authority. The protections provided by the UK regulatory system will not be available to you. Specifically, information provided herein is intended for institutional persons only and is not suitable for retail persons in the United Kingdom, and no solicitation or recommendation is being made to you in regards to any products or services.

This material is not a research report, and not subject to any of the independence and disclosure standards applicable to research reports prepared pursuant to FINRA or CFTC research rules. This material is not independent of the Firm's proprietary interests, which may conflict with the interests of any counterparty of the Firm. The Firm trades instruments discussed in this material for its own account, may trade contrary to the views expressed in this material, and may have positions in other related instruments.

Information contained herein is based on sources considered to be reliable, but is not guaranteed to be accurate or complete. Any opinions or estimates expressed herein reflect a judgment made by the author(s) as of the date of publication, and are subject to change without notice. Trading and investing in digital assets involves significant risks including price volatility and illiquidity and may not be suitable for all investors. The Firm is not liable whatsoever for any direct or consequential loss arising from the use of this material. Copyright of this material belongs to GSR. Neither this material nor any copy thereof may be taken, reproduced or redistributed, directly or indirectly, without prior written permission of GSR

Notes & Sources

All options data is based on Deribit and derivatives graphics are from Laevidas. Market returns are based on price returns for the following ETFs: VOO, QQQ, EWU, EWG, EWJ, and EWH. Onchain volumes are not considered and thus certain token volumes may be understated (e.g., stETH).

CoinGecko	Santiment	DefiLlama	CoinMarketCap	Laevidas
L2Beat	Google Finance	TradingView	Deribit	WorldCoinIndex
Cryptorank	Investing.com	NFT Price Floor	CryptoSlate	