











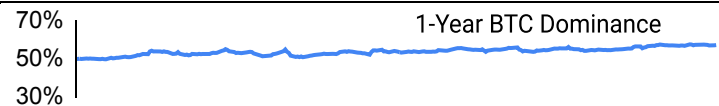
## Crypto Leaderboard

Rank	Name	Ticker	Price	24h	7d	30d	24h Vol \$m	MC \$m	1-Year Chart
1	Bitcoin	BTC	\$56,983	4%	-1%	-3%	32,842	1,125,547	
2	Ethereum	ETH	\$2,339	3%	-3%	-8%	14,730	281,480	
3	Tether	USDT	\$1.00	0%	0%	0%	50,143	118,621	
4	BNB	BNB	\$519	3%	0%	3%	876	75,684	
5	Solana	SOL	\$135	6%	6%	-5%	2,737	63,300	
6	USD Coin	USDC	\$1.00	0%	0%	0%	7,514	35,300	
7	XRP Ledger	XRP	\$0.54	2%	-3%	-3%	894	30,383	
8	Lido stETH	STETH	\$2,338	2%	-4%	-8%	56	22,910	
9	Dogecoin	DOGE	\$0.10	5%	6%	2%	825	14,960	
10	Toncoin	TON	\$5.33	5%	9%	-14%	381	13,503	

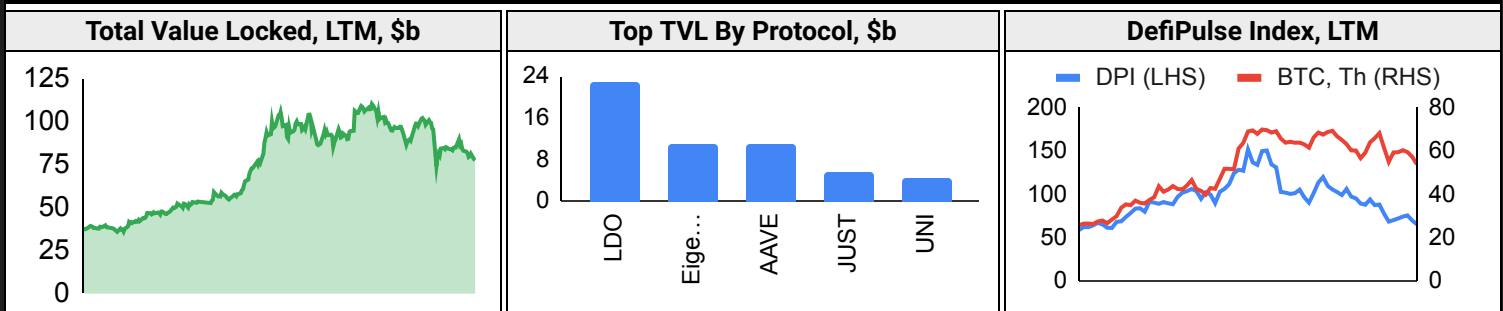
## Top & Bottom Performers - Top 100 Tokens

24h		7 Days		30 Days		90 Days		365 Days	
FET	13%	FTM	26%	AAVE	54%	HNT	118%	BONK	8536%
FTM	11%	QNT	21%	FTM	51%	AAVE	56%	OM	5609%
OM	11%	HNT	19%	FET	48%	TRX	31%	PEPE	1011%
BSV	10%	AAVE	18%	HNT	36%	OM	17%	SOL	662%
GALA	0%	MATIC	-5%	ATOM	-16%	BRETT	-51%	XLM	-27%
TRX	-1%	LTC	-5%	MKR	-16%	TIA	-52%	LDO	-31%
XMR	-3%	LEO	-5%	TIA	-19%	ONDO	-53%	ARB	-31%
STRK	-4%	MKR	-6%	NOT	-24%	NOT	-55%	ATOM	-35%

## Category Performance

Category	7d	30d	90d	180d	365d	Ecosystem	7d	30d	90d	180d	365d
IoT/Data/Comp.	5%	7%	-24%	-54%	110%	Tron	-2%	74%	46%	14%	187%
Scaling	5%	6%	-42%	-68%	25%	Polkadot	10%	12%	-34%	-58%	36%
Smart Contract	6%	5%	-25%	-51%	89%	Avalanche	6%	8%	-28%	-52%	54%
Lending	3%	5%	-20%	-33%	85%	Polygon	7%	8%	-35%	-57%	39%
DEX	5%	5%	-29%	-59%	77%	BSC	11%	8%	-34%	-50%	63%
CEXs	0%	4%	-15%	-32%	51%	Ethereum	6%	7%	-26%	-55%	15%
Other DeFi	5%	4%	-31%	-50%	44%	Cosmos	2%	-3%	-37%	-60%	88%
Currency	4%	3%	-15%	-35%	42%	Solana	-2%	-6%	-34%	-56%	127%
Gaming/Entertai	0%	1%	-43%	-69%	-8%						
Meme	4%	-1%	-39%	-58%	171%						
Privacy	-13%	-14%	-29%	-47%	-11%						

## DeFi

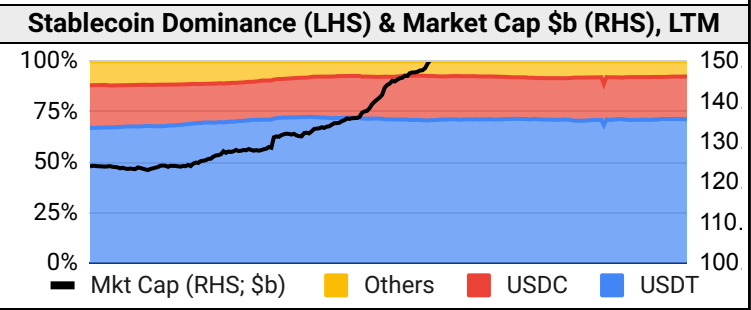




September 10, 2024

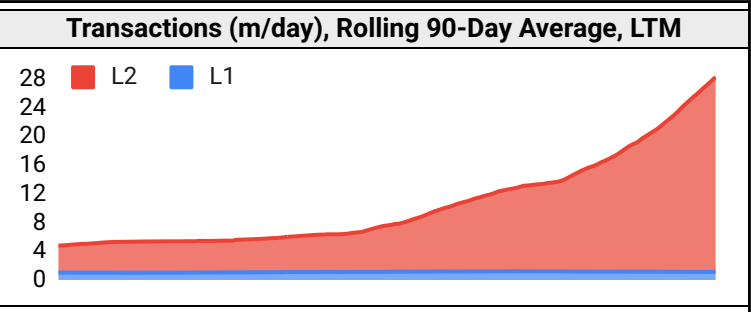
**Stablecoins**

Stablecoin Market Size and Volume, \$m				
Ticker	Price	1d Vol	20d Avg Vol	Market Cap
USDT	1.00	52,503	49,903	118,343
USDC	1.00	5,978	5,504	35,226
DAI	1.00	73	86	5,364
USDe	1.00	65	50	2,690
PYUSD	1.00	22	32	859
USDD	1.00	3	3	732



**Ethereum Mainnet & Layer 2s**

Mainnet & Layer 2 Transactions (m/day) and L2 TVL (\$m)				
Network	1d	30d Avg	TVL	Tech Type
Xai	8.0	284.9		
Base	4.4	123.6	6,030	Optimistic Rollup
Gravity	2.7	76.2	153	Optimium
Taiko	2.9	66.6	91	Optimistic Rollup
Immutable X	0.2	63.9	102	Validium
Arbitrum One	1.8	50.4	13,460	Optimistic Rollup
Apex	1.4	48.1	87	Validium
Reya	0.3	38.0	39	Optimium
PlayBlock	1.2	35.9		
Ethereum	1.2	32.9	-	mainnet



Layer 2 Token Performance & Market Cap (\$b)					
	IMX	STX	MNT	MATIC	ARB
24h Return	+2.70%	+7.40%	+2.86%	+1.56%	+2.49%
Market Cap	2.5	2.3	1.8	1.7	667.3

**NFTs and DAOs**

NFT Collection Stats (\$; Volume, MC in \$m)					
Collection	Floor	% Listed	3M Ret.	3M Vol	Market Cap
CryptoPunks	69,405	12%	0%	10,899	694
Bored Ape Yacht C	27,932	3%	0%	72,272	279
Pudgy Penguins	25,010	3%	0%	73,780	222
Autoglyphs	245,452	1%	-22%	253	126
Azuki	11,057	2%	0%	24,878	111
Mutant Ape Yacht	4,858	3%	0%	2,164	95
Chromie Squiggle	8,345	2%	-6%	1,391	84
Fidenza by Tyler H	80,649	3%	0%	1,718	81
Milady Maker	8,044	5%	-16%	2,547	80
Mad Lads	7,696	4%	0%	1,062	77

DAO Treasury Amount (\$m) and Composition					
DAO	Treasury	Stables	BTC/ETH	Own Tokens	Other
Uniswap	2,639	0%	0%	100%	0%
Mantle	2,239	2%	23%	73%	2%
Arbitrum	1,682	0%	1%	99%	0%
ENS	1,227	0%	0%	91%	9%
Optimism	1,203	0%	0%	100%	0%
Ethereum	633	0%	100%	0%	0%
Golem	327	0%	88%	12%	0%
Merit Circle	268	8%	1%	90%	1%
Maker	257	18%	0%	82%	0%
Gnosis	254	8%	10%	54%	28%

**Crypto News**

- [First Mover Americas: Bitcoin Rises to \\$57K as ETFs End Losing Streak - CoinDesk](#)
- [Why the US BTC reserve plan could be years from becoming reality - Blockworks](#)
- [Snapshot to launch onchain voting on Starknet - Blockworks](#)
- [Crypto fundraising is seeing 'signs of recovery:' PitchBook - Blockworks](#)
- [Polygon to Buy \\$5M of Servers With Computer Chips Devoted to Zero-Knowledge Cryptography - CoinDesk](#)
- [Tron, Tether and TRM Labs Start Financial Crime Fighting Force - CoinDesk](#)
- [Nigeria SEC to Commence Enforcement Action on Unlicensed Crypto Firms: Reports - CoinDesk](#)
- [Kalshi's U.S. Election Markets Delayed Until Friday at Earliest - CoinDesk](#)

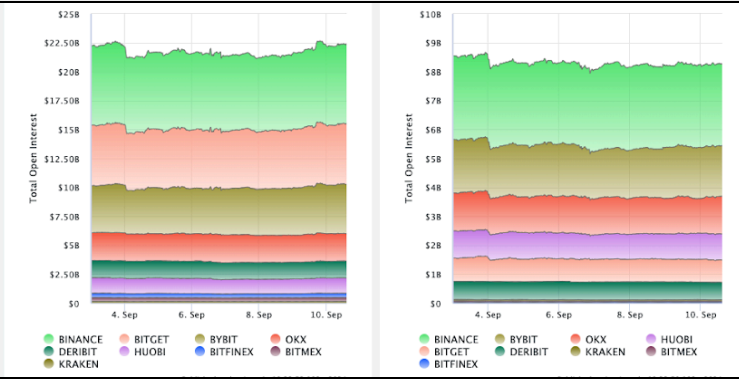
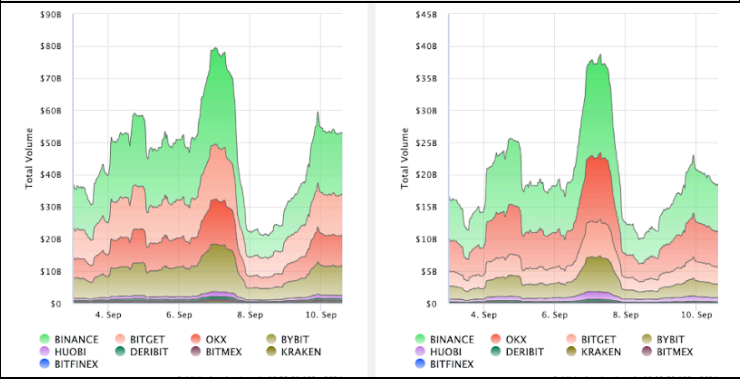


September 10, 2024

**Crypto Futures**

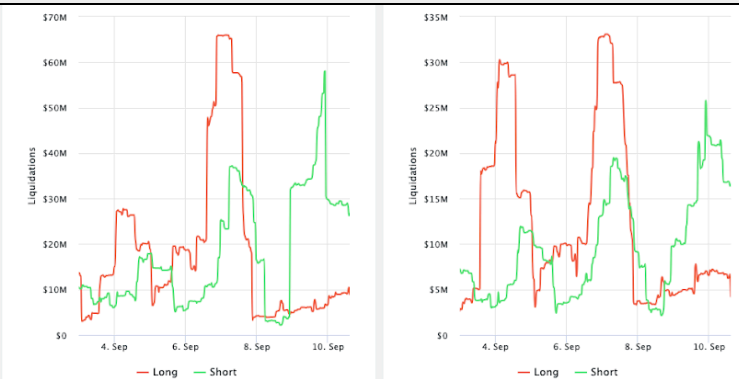
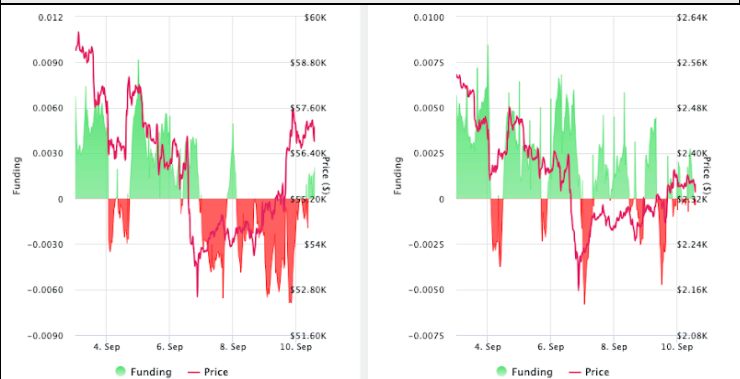
**Futures Volume (BTC LHS ; ETH RHS), 1d**

**Futures Open Interest (BTC LHS ; ETH RHS)**



**OI Weighted Funding Rate (BTC LHS ; ETH RHS), 1d**

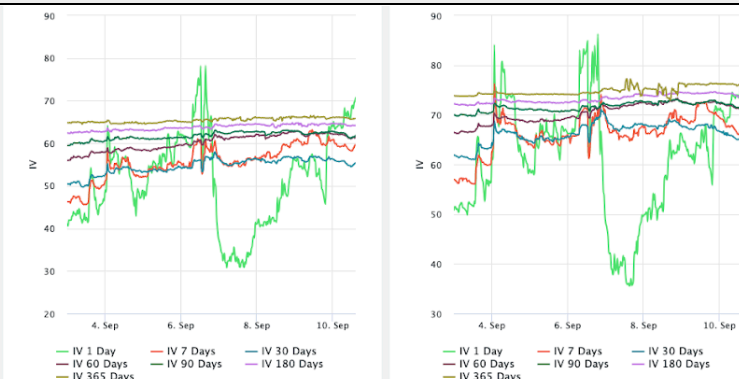
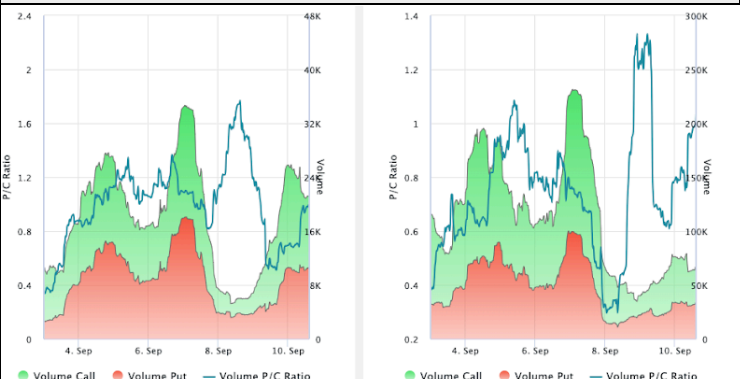
**Liquidations (BTC LHS ; ETH RHS), 1d**



**Crypto Options**

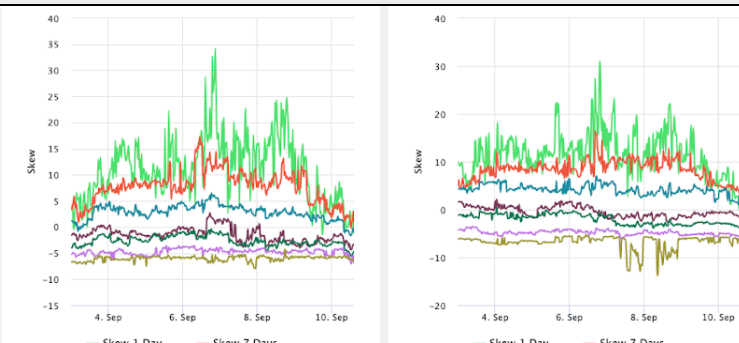
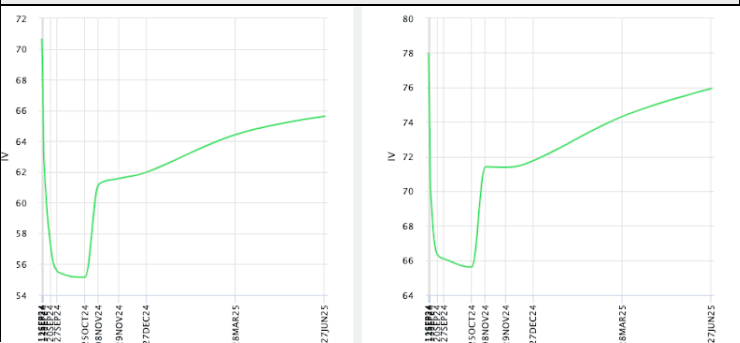
**Options Volume & Put/Call Ratio (BTC LHS ; ETH RHS), 1d**

**ATM Implied Volatility (BTC LHS ; ETH RHS)**



**ATM Implied Vol Term Structure (BTC LHS ; ETH RHS)**

**25 Delta Skew (BTC LHS ; ETH RHS)**





September 10, 2024

### About GSR

GSR has over a decade of extensive experience in the crypto market, serving as a trusted liquidity provider and active, multi-stage investor. Our suite of services includes OTC Trading, Derivatives, and Market Making. GSR is actively involved in every major sector of the digital asset ecosystem, working with token issuers, institutional investors, miners, and leading trading venues.

For more information or if we can help with anything, please see [gsr.io](https://gsr.io) or contact us at [gsr@gsr.io](mailto:gsr@gsr.io).

Follow GSR for more content: [Twitter](#) [Telegram](#) [LinkedIn](#)

### Authors

Brian Rudick, Senior Strategist	<a href="#">Twitter</a>	<a href="#">Telegram</a>
Carlos Guzman, Research Analyst	<a href="#">Twitter</a>	<a href="#">Telegram</a>
Toe Bautista, Research Analyst	<a href="#">Twitter</a>	<a href="#">Telegram</a>

### Required Disclosures

This material is provided by GSR (the "Firm") solely for informational purposes, is intended only for sophisticated, institutional investors and does not constitute an offer or commitment, a solicitation of an offer or commitment, or any advice or recommendation, to enter into or conclude any transaction (whether on the terms shown or otherwise), or to provide investment services in any state or country where such an offer or solicitation or provision would be illegal. The Firm is not and does not act as an advisor or fiduciary in providing this material. GSR is not authorised or regulated in the UK by the Financial Conduct Authority. The protections provided by the UK regulatory system will not be available to you. Specifically, information provided herein is intended for institutional persons only and is not suitable for retail persons in the United Kingdom, and no solicitation or recommendation is being made to you in regards to any products or services.

This material is not a research report, and not subject to any of the independence and disclosure standards applicable to research reports prepared pursuant to FINRA or CFTC research rules. This material is not independent of the Firm's proprietary interests, which may conflict with the interests of any counterparty of the Firm. The Firm trades instruments discussed in this material for its own account, may trade contrary to the views expressed in this material, and may have positions in other related instruments.

Information contained herein is based on sources considered to be reliable, but is not guaranteed to be accurate or complete. Any opinions or estimates expressed herein reflect a judgment made by the author(s) as of the date of publication, and are subject to change without notice. Trading and investing in digital assets involves significant risks including price volatility and illiquidity and may not be suitable for all investors. The Firm is not liable whatsoever for any direct or consequential loss arising from the use of this material. Copyright of this material belongs to GSR. Neither this material nor any copy thereof may be taken, reproduced or redistributed, directly or indirectly, without prior written permission of GSR

### Notes & Sources

All options data is based on Deribit and derivatives graphics are from Laevidas. Market returns are based on price returns for the following ETFs: VOO, QQQ, EWU, EWG, EWJ, and EWH. Onchain volumes are not considered and thus certain token volumes may be understated (e.g., stETH).

CoinGecko	Santiment	DefiLlama	CoinMarketCap	Laevidas
L2Beat	Google Finance	TradingView	Deribit	WorldCoinIndex
Cryptorank	Investing.com	NFT Price Floor	CryptoSlate	