











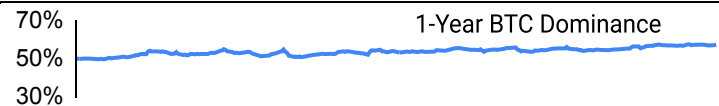
Crypto Leaderboard

Rank	Name	Ticker	Price	24h	7d	30d	24h Vol \$m	MC \$m	1-Year Chart
1	Bitcoin	BTC	\$57,870	0%	0%	-2%	28,594	1,144,516	
2	Ethereum	ETH	\$2,349	-1%	-4%	-14%	16,255	283,371	
3	Tether	USDT	\$1.00	0%	0%	0%	48,796	118,412	
4	BNB	BNB	\$533	2%	5%	3%	954	77,867	
5	Solana	SOL	\$133	-3%	0%	-9%	2,811	62,392	
6	USD Coin	USDC	\$1.00	0%	0%	0%	6,995	35,368	
7	XRP Ledger	XRP	\$0.54	-1%	-4%	-6%	1,137	30,249	
8	Lido stETH	STETH	\$2,350	-1%	-4%	-100%	37	23,034	
9	Dogecoin	DOGE	\$0.10	-1%	4%	-5%	594	14,882	
10	Toncoin	TON	\$5.31	-3%	15%	-15%	430	13,470	

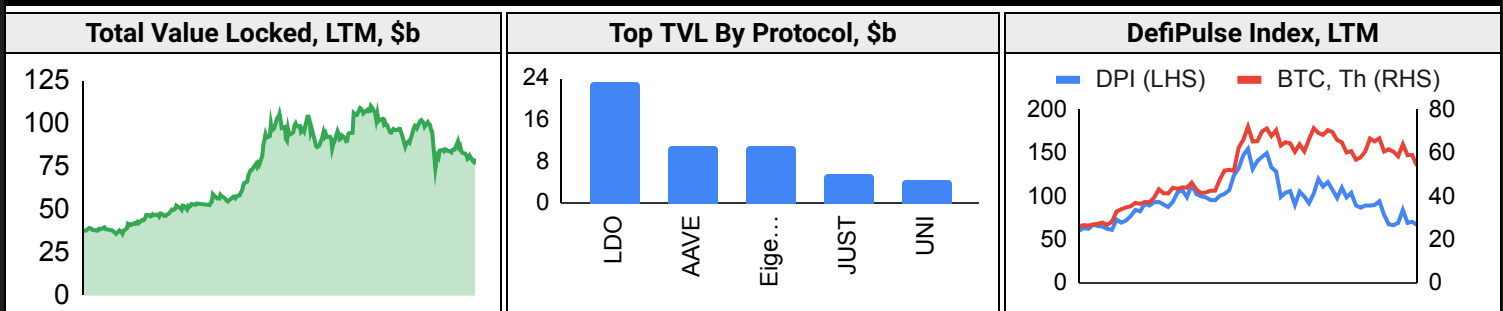
Top & Bottom Performers - Top 100 Tokens

24h		7 Days		30 Days		90 Days		365 Days	
ICP	7%	FTM	23%	AAVE	56%	HNT	136%	BONK	7920%
BCH	3%	ICP	17%	FTM	40%	AAVE	79%	OM	5938%
OM	3%	OP	16%	RUNE	22%	TRX	31%	PEPE	981%
UNI	2%	TON	15%	ICP	21%	OM	26%	SOL	644%
FLOKI	-5%	EETH	-4%	ATOM	-18%	GALA	-47%	MATIC	-25%
BONK	-5%	MKR	-5%	MKR	-21%	TIA	-47%	LDO	-30%
NOT	-6%	LTC	-5%	TIA	-30%	ONDO	-49%	ARB	-34%
WIF	-7%	AR	-6%	NOT	-31%	NOT	-55%	ATOM	-35%

Category Performance

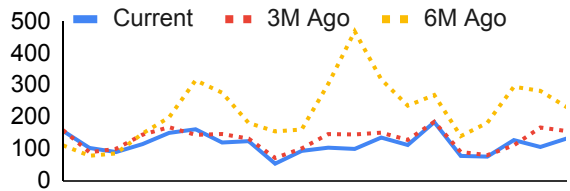
Category	7d	30d	90d	180d	365d	Ecosystem	7d	30d	90d	180d	365d
Gaming/Entertai	5%	4%	-35%	-64%	30%	Tron	-3%	68%	42%	16%	168%
CEXs	1%	2%	-12%	-31%	50%	Polkadot	7%	10%	-31%	-57%	32%
Smart Contract	4%	2%	-21%	-48%	88%	BSC	6%	6%	-32%	-49%	61%
Currency	3%	1%	-12%	-31%	40%	Polygon	3%	4%	-30%	-54%	38%
Lending	-2%	0%	-15%	-29%	81%	Avalanche	1%	4%	-23%	-49%	51%
IoT/Data/Comp.	2%	0%	-19%	-52%	103%	Ethereum	1%	0%	-21%	-52%	14%
DEX	0%	-1%	-26%	-58%	72%	Solana	3%	-5%	-28%	-57%	121%
Scaling	3%	-2%	-40%	-66%	21%	Cosmos	-6%	-17%	-39%	-61%	45%
Meme	0%	-6%	-36%	-55%	165%						
Other DeFi	-4%	-8%	-34%	-53%	36%						
Privacy	-14%	-17%	-26%	-45%	-12%						

DeFi

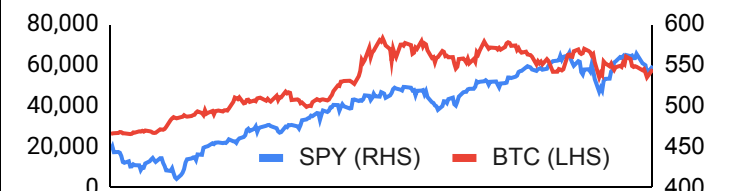


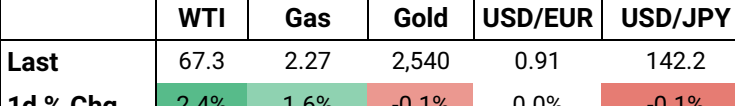
Trading Volume

Aggregate Volumes by Product, \$b					Top Derivatives Exchanges, \$m and bps					Top Spot Exchanges, \$m		
Product	1d	7d	30d	O/I	Exchange	1d Vol	O/I	Mkr	Tkr	Exchange	Score	1d Vol
Spot	31	197.22	814.55	n/a	Binance	50,135	14,867	2.0	4.0	Binance	1,217,0	0
Perpetuals	138	814	3,320	531	Bybit	21,307	9,810	2.0	5.5	Coinbase	5,156,4	0
Futures	1	1	11	1	OKX	23,150	4,888	2.0	5.0	OKX	7,538,4	0
Options	2	10	41	n/a	Bitget	18,927	7,609	2.0	6.0	Bybit	1,329,5	0

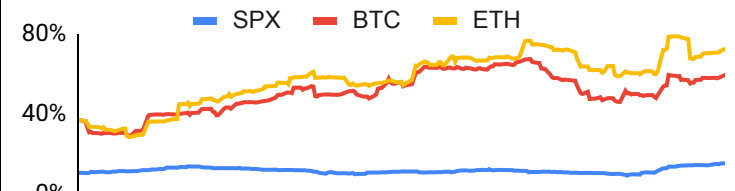
Daily Spot Volume, Top 100 Tokens Last 20d, \$b				Top Volume, 1d, \$m		Top Volume, %20d Avg		Low Volume, %20d Avg	
				USDT	55,163	ICP	322%	STETH	0%
				BTC	38,040	POL	317%	NOT	55%
				ETH	16,145	AAVE	202%	KCS	69%
				USDC	6,463	AR	186%	ONDO	79%
				FDUSD	5,065	OM	180%	HBAR	86%

Traditional Finance

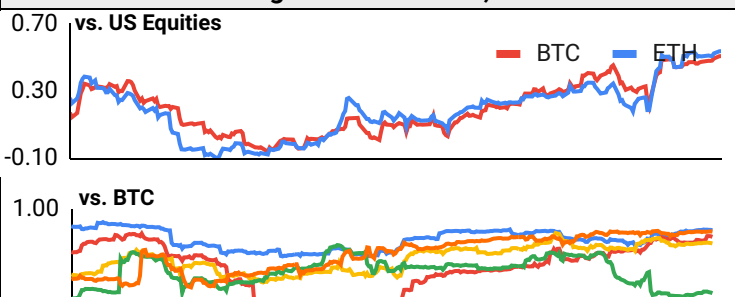
Global Equity Markets							SPY vs. BTC, LTM				
	US	USGrwth	UK	Germany	Japan	HK					
1D	0%	1%	1%	-1%	0%	-1%					
7D	-1%	-1%	7%	-2%	-2%	-1%					
90D	1%	-3%	10%	1%	1%	-1%					
365D	22%	22%	13%	15%	11%	-11%					

10-Year Treasury Yields							Commodities & FX					
	US	Brazil	UK	Germany	Japan	HK						
Last	3.67%	11.77%	3.80%	2.11%	0.87%	2.66%	Last	67.3	2.27	2,540	0.91	142.2
1d Chg	0.02	-0.06	0.04	0.01	0.01	-0.06	1d % Chg	2.4%	1.6%	-0.1%	0.0%	-0.1%

Volatility

Annualized Volatility							Rolling 3M Annualized Volatility, LTM			
	BTC	ETH	BNB	SOL	XRP	DOGE				
30D	49%	57%	45%	61%	40%	64%				
90D	54%	66%	56%	85%	74%	78%				
180D	56%	70%	57%	88%	67%	95%				
365D	52%	61%	57%	94%	61%	88%				

Correlations

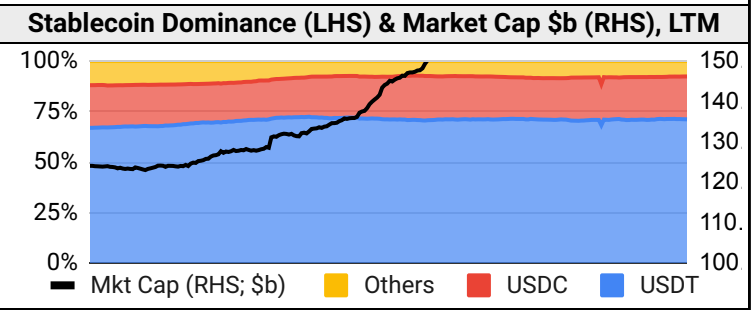
Intra-Crypto Correlations, LTM							Rolling 3M Correlations, LTM			
	BTC	ETH	BNB	SOL	XRP	DOGE				
BTC										
ETH	0.80									
BNB	0.60	0.58								
SOL	0.68	0.60	0.47							
XRP	0.56	0.53	0.39	0.47						



September 11, 2024

Stablecoins

Stablecoin Market Size and Volume, \$m				
Ticker	Price	1d Vol	20d Avg Vol	Market Cap
USDT	1.00	55,163	50,003	118,380
USDC	1.00	6,463	5,538	35,381
DAI	1.00	132	88	5,366
USDe	1.00	48	48	2,688
PYUSD	1.00	32	32	841
USDD	1.00	4	3	734



Ethereum Mainnet & Layer 2s

Mainnet & Layer 2 Transactions (m/day) and L2 TVL (\$m)				
Network	1d	30d Avg	TVL	Tech Type
Xai	9.2	283.5		
Base	4.4	124.2	5,990	Optimistic Rollup
Gravity	2.4	78.6	150	Optimium
Taiko	2.7	67.8	90	Optimistic Rollup
Immutable X	0.3	63.3	100	Validium
Arbitrum One	1.9	50.6	13,380	Optimistic Rollup
Apex	1.3	47.4	87	Validium
Reya	0.3	36.6	39	Optimium
PlayBlock	1.2	36.0		
Ethereum	1.2	33.1	-	mainnet

Transactions (m/day), Rolling 90-Day Average, LTM					
[Empty]					

Layer 2 Token Performance & Market Cap (\$b)					
	IMX	STX	MNT	MATIC	ARB
24h Return	-3%	0%	-1%	-1%	-3%
Market Cap	2.5	2.4	1.8	1.7	659.2

NFTs and DAOs

NFT Collection Stats (\$; Volume, MC in \$m)					
Collection	Floor	% Listed	3M Ret.	3M Vol	Market Cap
CryptoPunks	68,892	12%	0%	60,093	689
Bored Ape Yacht C	28,779	3%	0%	71,084	288
Pudgy Penguins	24,804	3%	-1%	3,945	221
Autoglyphs	245,697	1%	-22%	253	126
Azuki	11,114	2%	0%	24,053	111
Mutant Ape Yacht	4,777	3%	0%	2,790	93
Chromie Squiggle	8,377	2%	-6%	1,403	84
Milady Maker	8,110	5%	-21%	45,949	81
Fidenza by Tyler H	80,729	3%	0%	1,718	81
Mad Lads	7,465	4%	-10%	1,134	74

DAO Treasury Amount (\$m) and Composition					
DAO	Treasury	Stables	BTC/ETH	Own Tokens	Other
Uniswap	2,707	0%	0%	100%	0%
Mantle	2,227	2%	22%	73%	2%
Arbitrum	1,666	0%	1%	99%	0%
ENS	1,226	0%	0%	91%	9%
Optimism	1,195	0%	0%	100%	0%
Ethereum	634	0%	100%	0%	0%
Golem	322	0%	89%	11%	0%
Gnosis	285	7%	9%	47%	37%
Merit Circle	261	9%	1%	89%	1%
Maker	253	18%	0%	82%	0%

Crypto News

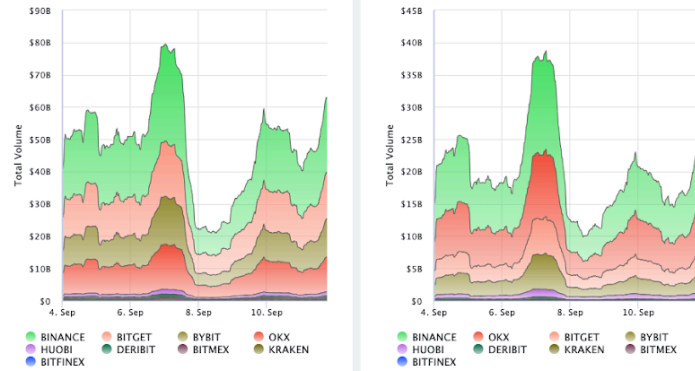
- [Bitcoin drops on Trump-Harris debate, with BTC price down 2.2% pre-CPI - Cointelegraph](#)
- [Market tensions build as Bitcoin's fate hangs on Fed rate cuts - TheStreet](#)
- [Indonesian crypto exchange Indodax goes offline after suspected \\$22M hack - Cointelegraph](#)
- [Standard Chartered Bank Launches Bitcoin and Crypto Custody Service in UAE - Bitcoin Magazine](#)
- [China's Digital Yuan Nears \\$1 Trillion in Transactions, PBOC Official Reveals - Bitcoin.com News](#)
- [Base profits are down 90% despite 80% surge in transactions - Blockworks](#)
- [Atlas to merge Solana's speed with Ethereum's security - Blockworks](#)
- [TRON, Tether and TRM Labs establish first-ever private sector financial crime unit to combat crypto crime - Blockworks](#)



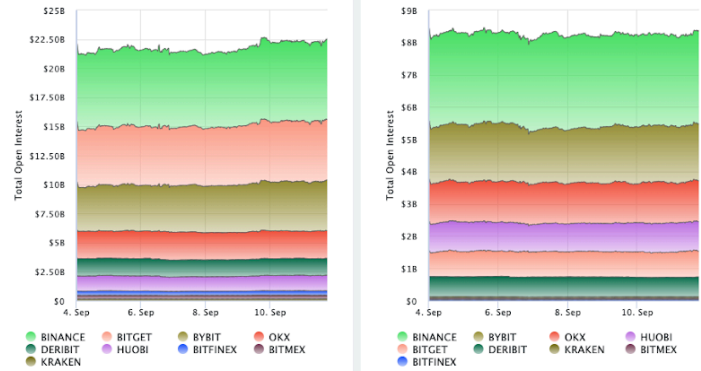
September 11, 2024

Crypto Futures

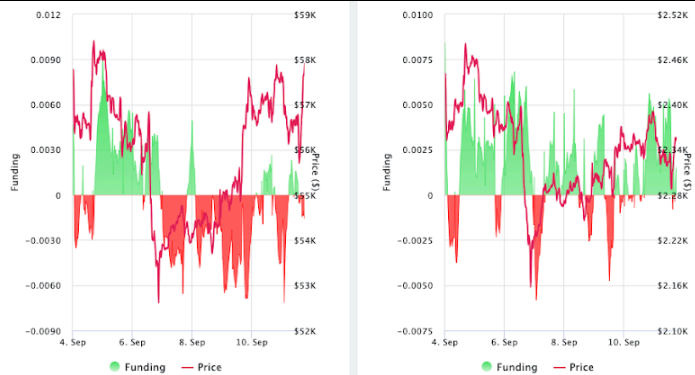
Futures Volume (BTC LHS ; ETH RHS), 1d



Futures Open Interest (BTC LHS ; ETH RHS)



OI Weighted Funding Rate (BTC LHS ; ETH RHS), 1d

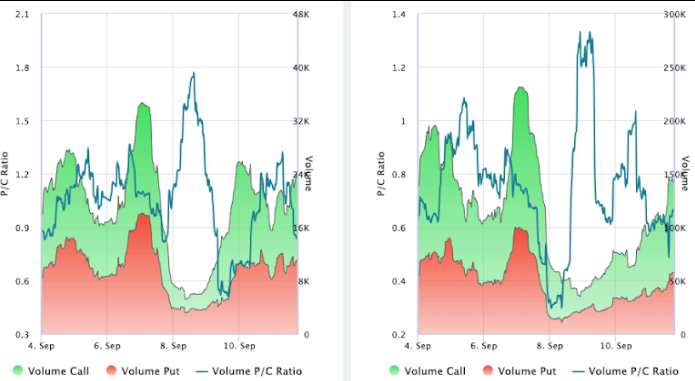


Liquidations (BTC LHS ; ETH RHS), 1d

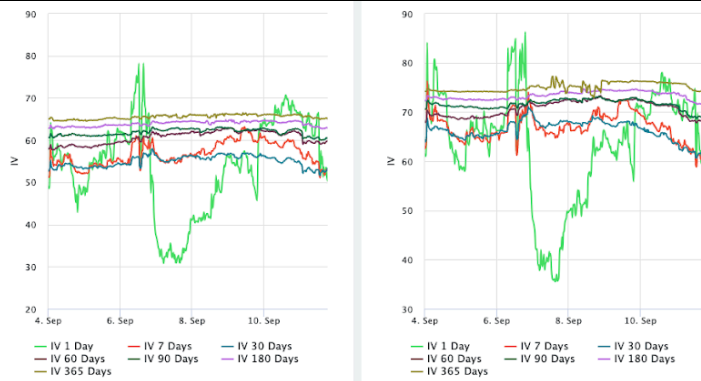


Crypto Options

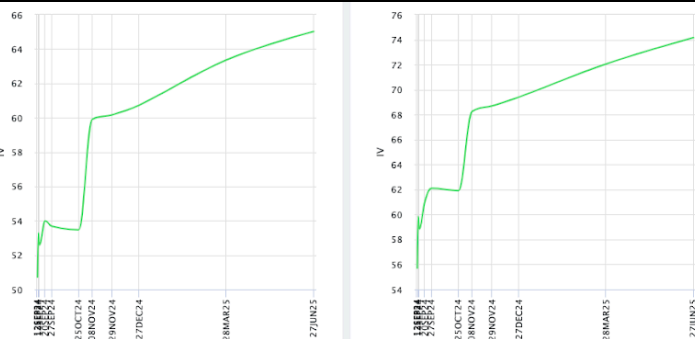
Options Volume & Put/Call Ratio (BTC LHS ; ETH RHS), 1d



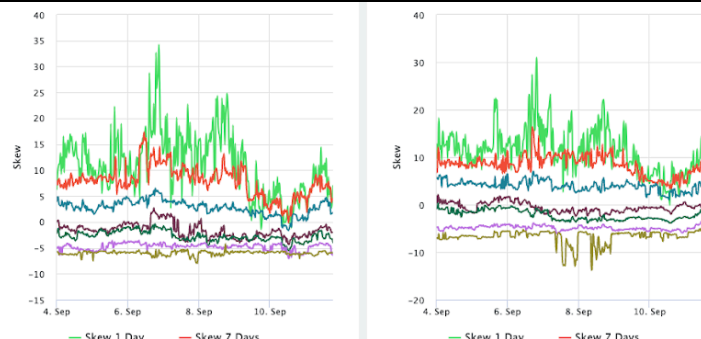
ATM Implied Volatility (BTC LHS ; ETH RHS)



ATM Implied Vol Term Structure (BTC LHS ; ETH RHS)



25 Delta Skew (BTC LHS ; ETH RHS)





September 11, 2024

About GSR

GSR has over a decade of extensive experience in the crypto market, serving as a trusted liquidity provider and active, multi-stage investor. Our suite of services includes OTC Trading, Derivatives, and Market Making. GSR is actively involved in every major sector of the digital asset ecosystem, working with token issuers, institutional investors, miners, and leading trading venues.

For more information or if we can help with anything, please see gsr.io or contact us at gsr@gsr.io.

Follow GSR for more content: [Twitter](#) [Telegram](#) [LinkedIn](#)

Authors

Brian Rudick, Senior Strategist	Twitter	Telegram
Carlos Guzman, Research Analyst	Twitter	Telegram
Toe Bautista, Research Analyst	Twitter	Telegram

Required Disclosures

This material is provided by GSR (the "Firm") solely for informational purposes, is intended only for sophisticated, institutional investors and does not constitute an offer or commitment, a solicitation of an offer or commitment, or any advice or recommendation, to enter into or conclude any transaction (whether on the terms shown or otherwise), or to provide investment services in any state or country where such an offer or solicitation or provision would be illegal. The Firm is not and does not act as an advisor or fiduciary in providing this material. GSR is not authorised or regulated in the UK by the Financial Conduct Authority. The protections provided by the UK regulatory system will not be available to you. Specifically, information provided herein is intended for institutional persons only and is not suitable for retail persons in the United Kingdom, and no solicitation or recommendation is being made to you in regards to any products or services.

This material is not a research report, and not subject to any of the independence and disclosure standards applicable to research reports prepared pursuant to FINRA or CFTC research rules. This material is not independent of the Firm's proprietary interests, which may conflict with the interests of any counterparty of the Firm. The Firm trades instruments discussed in this material for its own account, may trade contrary to the views expressed in this material, and may have positions in other related instruments.

Information contained herein is based on sources considered to be reliable, but is not guaranteed to be accurate or complete. Any opinions or estimates expressed herein reflect a judgment made by the author(s) as of the date of publication, and are subject to change without notice. Trading and investing in digital assets involves significant risks including price volatility and illiquidity and may not be suitable for all investors. The Firm is not liable whatsoever for any direct or consequential loss arising from the use of this material. Copyright of this material belongs to GSR. Neither this material nor any copy thereof may be taken, reproduced or redistributed, directly or indirectly, without prior written permission of GSR

Notes & Sources

All options data is based on Deribit and derivatives graphics are from Laevidas. Market returns are based on price returns for the following ETFs: VOO, QQQ, EWU, EWG, EWJ, and EWH. Onchain volumes are not considered and thus certain token volumes may be understated (e.g., stETH).

CoinGecko	Santiment	DefiLlama	CoinMarketCap	Laevidas
L2Beat	Google Finance	TradingView	Deribit	WorldCoinIndex
Cryptorank	Investing.com	NFT Price Floor	CryptoSlate	