











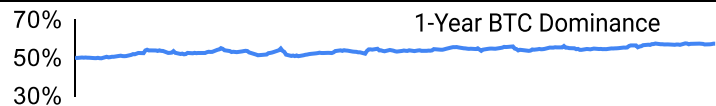
Crypto Leaderboard

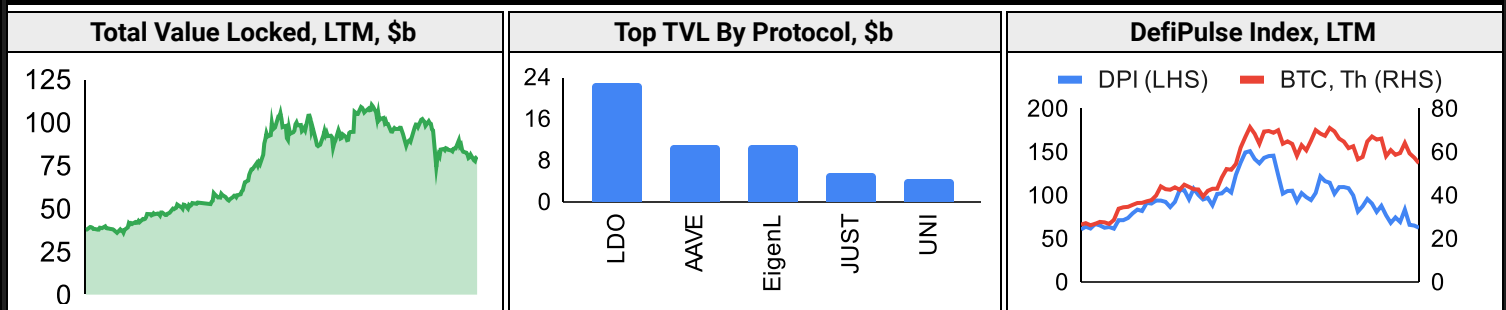
Rank	Name	Ticker	Price	24h	7d	30d	24h Vol \$m	MC \$m	1-Year Chart
1	Bitcoin	BTC	\$58,229	1%	4%	-4%	32,964	1,150,213	
2	Ethereum	ETH	\$2,359	1%	0%	-13%	11,174	283,911	
3	Tether	USDT	\$1.00	0%	0%	0%	36,757	118,467	
4	BNB	BNB	\$542	2%	8%	3%	920	79,060	
5	Solana	SOL	\$135	3%	5%	-8%	2,026	63,385	
6	USD Coin	USDC	\$1.00	0%	0%	0%	5,562	35,374	
7	XRP Ledger	XRP	\$0.56	5%	4%	-2%	1,730	31,736	
8	Lido stETH	STETH	\$2,363	1%	-2%	-14%	28	23,100	
9	Dogecoin	DOGE	\$0.10	1%	4%	-4%	476	14,934	
10	Toncoin	TON	\$5.62	6%	17%	-13%	425	14,209	

Top & Bottom Performers - Top 100 Tokens

24h		7 Days		30 Days		90 Days		365 Days	
SUI	13%	FTM	29%	FET	57%	HNT	131%	BONK	7987%
SEI	8%	FET	28%	AAVE	50%	AAVE	76%	OM	6145%
NEAR	7%	SUI	28%	FTM	32%	OM	46%	PEPE	992%
OM	6%	QNT	25%	TRX	18%	TRX	31%	SOL	636%
AAVE	-2%	STETH	-2%	ATOM	-18%	GALA	-45%	MATIC	-26%
BSV	-2%	LTC	-5%	MKR	-24%	ONDO	-48%	LDO	-31%
ICP	-2%	AR	-5%	NOT	-31%	LDO	-48%	ARB	-34%
HNT	-3%	HNT	-7%	TIA	-32%	NOT	-61%	ATOM	-37%

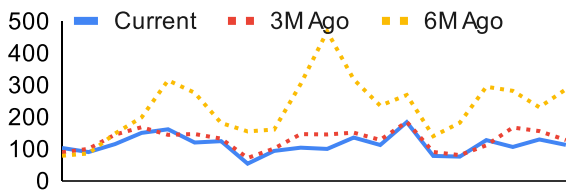
Category Performance

Category	7d	30d	90d	180d	365d	Ecosystem	7d	30d	90d	180d	365d
CEXs	4%	3%	-10%	-25%	50%	Tron	-2%	67%	44%	19%	167%
Smart Contract	8%	1%	-18%	-44%	87%	Polkadot	12%	11%	-28%	-53%	32%
Currency	5%	1%	-9%	-25%	39%	BSC	12%	9%	-29%	-42%	63%
Lending	5%	1%	-13%	-24%	82%	Polygon	9%	6%	-27%	-48%	38%
Scaling	6%	0%	-38%	-62%	21%	Avalanche	7%	4%	-22%	-44%	50%
IoT/Data/Comp.	5%	0%	-17%	-47%	100%	Ethereum	6%	1%	-21%	-48%	12%
DEX	5%	-2%	-24%	-56%	71%	Cosmos	8%	-5%	-30%	-52%	94%
Meme	3%	-5%	-34%	-46%	162%	Solana	-1%	-10%	-29%	-55%	123%
Gaming/Entertai	0%	-5%	-38%	-63%	-9%						
Other DeFi	-10%	-15%	-39%	-54%	18%						
Privacy	-13%	-16%	-25%	-41%	-14%						

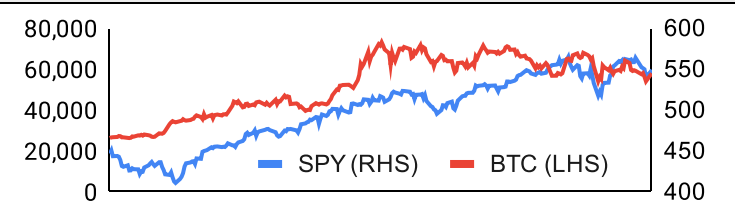
DeFi


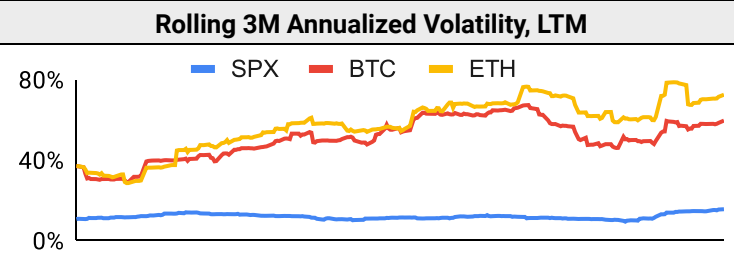
Trading Volume

Aggregate Volumes by Product, \$b					Top Derivatives Exchanges, \$m and bps					Top Spot Exchanges, \$m		
Product	1d	7d	30d	O/I	Exchange	1d Vol	O/I	Mkr	Tkr	Exchange	Mkts	1d Vol
Spot	28	200.27	821.27	n/a	Binance	37,700	15,192	2.0	4.0	Binance	1,633	11,049
Perpetuals	107	815	3,330	626	Bybit	15,488	10,003	2.0	5.5	Coinbase	402	1,686
Futures	2	1	11	1	OKX	16,244	4,992	2.0	5.0	OKX	711	1,343
Options	1	9	41	n/a	Bitget	14,786	7,520	2.0	6.0	Bybit	995	4,035

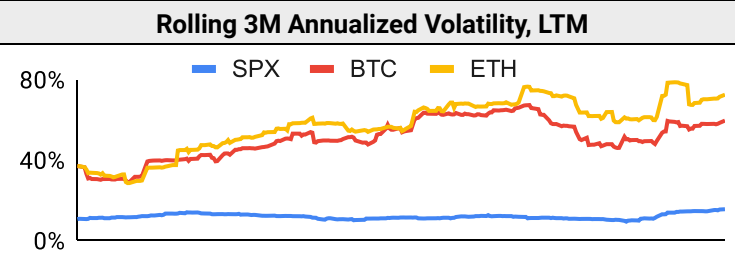
Daily Spot Volume, Top 100 Tokens Last 20d, \$b				Top Volume, 1d, \$m		Top Volume, %20d Avg		Low Volume, %20d Avg	
				USDT	47,546	POL	300%	MATIC	18%
				BTC	32,192	SUI	213%	NOT	43%
				ETH	11,732	FET	181%	EZETH	52%
				USDC	5,191	XRP	166%	KLAY	56%
				FDUSD	4,343	WEETH	157%	STETH	58%

Traditional Finance

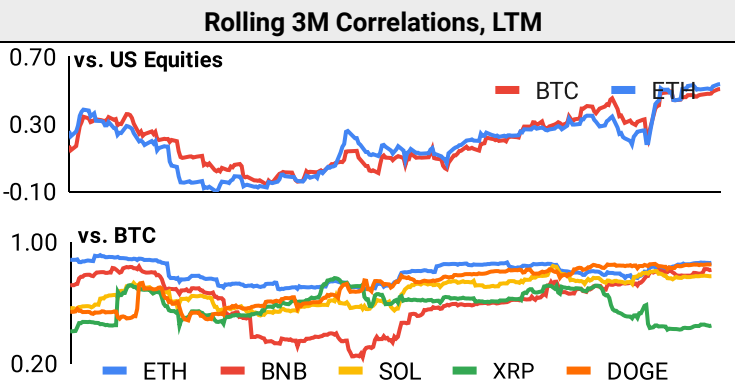
Global Equity Markets							SPY vs. BTC, LTM				
	US	USGrwth	UK	Germany	Japan	HK					
1D	0%	1%	1%	-1%	0%	-1%					
7D	-1%	-1%	7%	-2%	-2%	-1%					
90D	1%	-3%	10%	1%	1%	-1%					
365D	22%	22%	13%	15%	11%	-11%					

10-Year Treasury Yields							Commodities & FX																						
	US	Brazil	UK	Germany	Japan	HK																							
Last	3.68%	11.85%	3.78%	2.15%	0.87%	2.69%	<table border="1"> <thead> <tr> <th></th> <th>WTI</th> <th>Gas</th> <th>Gold</th> <th>USD/EUR</th> <th>USD/JPY</th> </tr> </thead> <tbody> <tr> <td>Last</td> <td>69.2</td> <td>2.36</td> <td>2,586</td> <td>0.90</td> <td>141.9</td> </tr> <tr> <td>1d % Chg</td> <td>2.8%</td> <td>3.9%</td> <td>1.7%</td> <td>-0.5%</td> <td>-0.4%</td> </tr> </tbody> </table>						WTI	Gas	Gold	USD/EUR	USD/JPY	Last	69.2	2.36	2,586	0.90	141.9	1d % Chg	2.8%	3.9%	1.7%	-0.5%	-0.4%
	WTI	Gas	Gold	USD/EUR	USD/JPY																								
Last	69.2	2.36	2,586	0.90	141.9																								
1d % Chg	2.8%	3.9%	1.7%	-0.5%	-0.4%																								
1d Chg	0.03	0.02	0.00	-0.01	0.01	-0.05																							

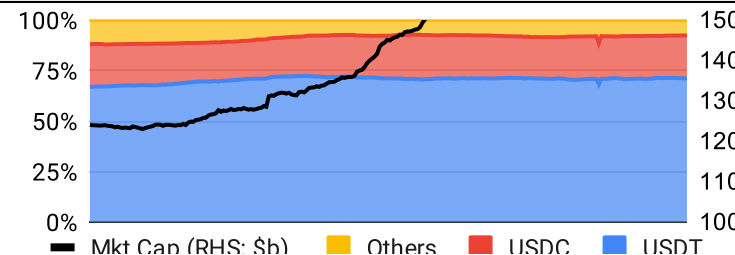
Volatility

Annualized Volatility							Rolling 3M Annualized Volatility, LTM				
	BTC	ETH	BNB	SOL	XRP	DOGE					
30D	49%	57%	45%	62%	44%	64%					
90D	54%	66%	56%	85%	75%	78%					
180D	55%	69%	56%	88%	67%	93%					
365D	52%	61%	57%	94%	62%	88%					

Correlations

Intra-Crypto Correlations, LTM							Rolling 3M Correlations, LTM				
	BTC	ETH	BNB	SOL	XRP	DOGE					
BTC											
ETH	0.80										
BNB	0.60	0.58									
SOL	0.68	0.60	0.47								
XRP	0.56	0.53	0.39	0.47							
DOGE	0.75	0.67	0.49	0.56	0.55						

Stablecoins

Stablecoin Market Size and Volume, \$m					Stablecoin Dominance (LHS) & Market Cap \$b (RHS), LTM	
Ticker	Price	1d Vol	20d Avg Vol	Market Cap		
USDT	1.00	47,546	48,997	118,390		
USDC	1.00	5,191	5,356	35,350		
DAI	1.00	54	84	5,366		
USDe	1.00	47	48	2,684		
PYUSD	1.00	21	32	830		
USDD	1.00	3	3	733		

Ethereum Mainnet & Layer 2s

Mainnet & Layer 2 Transactions (m/day) and L2 TVL (\$m)					Transactions (m/day), Rolling 90-Day Average, LTM					
Network	1d	30d Avg	TVL	Tech Type						
Xai	7.6	281.1								
Base	4.7	125.0	6,080	Optimistic Rollup						
Gravity	2.3	80.9	158	Optimium						
Taiko	2.8	69.0	94	Optimistic Rollup						
Immutable X	0.8	63.2	101	Validium						
Arbitrum One	1.8	50.3	13,420	Optimistic Rollup						
Apex	1.3	46.8	86	Validium						
PlayBlock	1.2	36.0								
Reya	0.3	35.3	39	Optimium						
Ethereum	1.2	33.2	-	mainnet						

Layer 2 Token Performance & Market Cap (\$b)					
	IMX	STX	MNT	MATIC	ARB
24h Return	-1%	+3.45%	+1.44%	0%	+1.36%
Market Cap	2.5	2.4	1.8	1.8	663.7

NFTs and DAOs

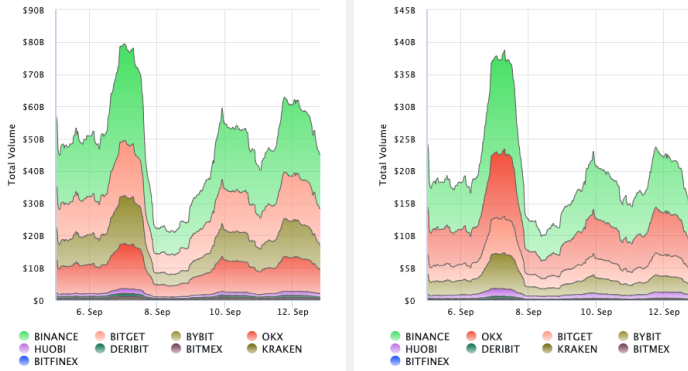
NFT Collection Stats (\$; Volume, MC in \$m)						DAO Treasury Amount (\$m) and Composition					
Collection	Floor	% Listed	3M Ret.	3M Vol	Market Cap	DAO	Treasury	Stables	BTC/ETH	Own Tokens	Other
CryptoPunks	67,754	12%	0%	59,049	678	Uniswap	2,655	0%	0%	100%	0%
Bored Ape Yacht C	28,325	3%	0%	69,104	283	Mantle	2,251	1%	23%	74%	2%
Pudgy Penguins	25,428	3%	0%	73,859	226	Arbitrum	1,665	0%	1%	99%	0%
Autoglyphs	234,488	1%	-26%	0	120	ENS	1,281	0%	0%	92%	8%
Azuki	11,138	2%	31%	23,796	111	Optimism	1,165	0%	0%	100%	0%
Mutant Ape Yacht	4,925	3%	0%	3,236	96	Ethereum	635	0%	100%	0%	0%
Chromie Squiggle	8,673	2%	0%	139	87	Golem	327	0%	89%	11%	0%
Milady Maker	7,848	5%	-25%	3,156	79	Gnosis	296	8%	10%	46%	37%
NodeMonkes	7,841	16%	-34%	25,683	78	Merit Circle	282	8%	1%	90%	1%
Mad Lads	7,650	4%	0%	1,187	76	Maker	259	17%	0%	82%	0%

Crypto News

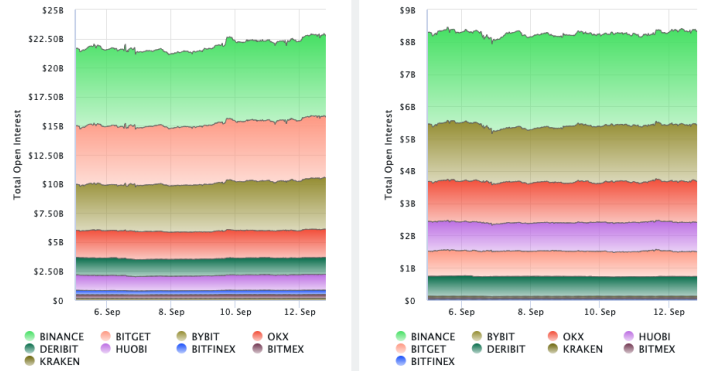
- [Bitcoin price slips from \\$58K as US PPI, jobless claims surprise - Cointelegraph](#)
- [Bitcoin Could Hit \\$125K by Year-End if Trump Becomes President, \\$75K if Harris Triumphs: Standard Chartered - CoinDesk](#)
- [Coinbase launches 'cbBTC' wrapped Bitcoin digital asset - Cointelegraph](#)
- [Bitcoin Miners Plot Lucrative Pivot To AI. They Have A Big Edge. - Investor's Business Daily](#)
- [Russian Central Bank Targets July 2025 for Widespread Digital Ruble Use - CoinDesk](#)
- [UK Parliament Introduces Bill to Recognize Bitcoin and Crypto as Personal Property - Bitcoin Magazine](#)
- [A publicly-traded holding company is all-in on Solana - Blockworks](#)
- [eToro to cease most crypto offerings after SEC settlement - Blockworks](#)
- [The debate came and went without a crypto mention. What now? - Blockworks](#)

Crypto Futures

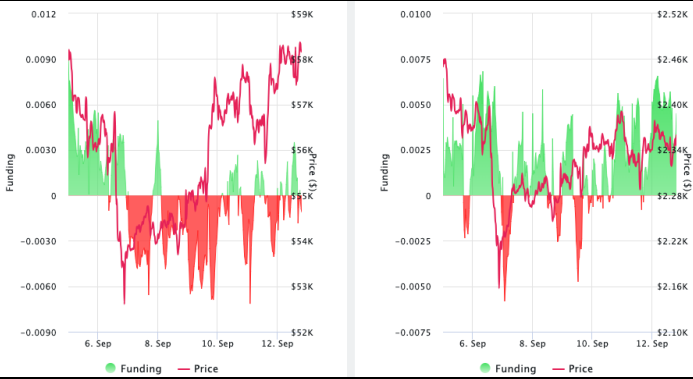
Futures Volume (BTC LHS ; ETH RHS), 1d



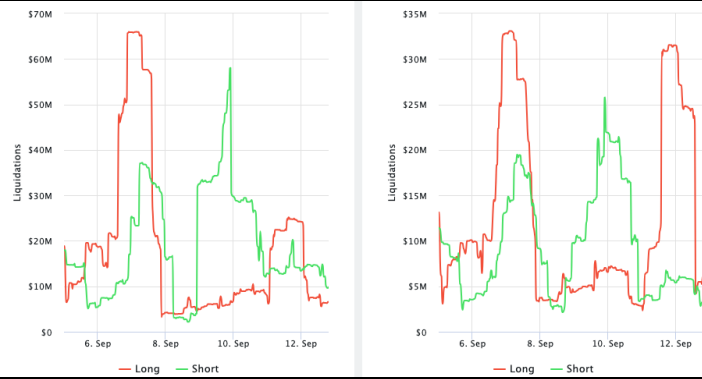
Futures Open Interest (BTC LHS ; ETH RHS)



OI Weighted Funding Rate (BTC LHS ; ETH RHS), 1d

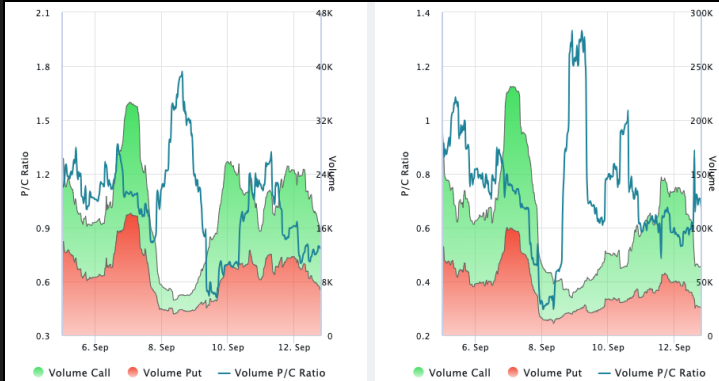


Liquidations (BTC LHS ; ETH RHS), 1d

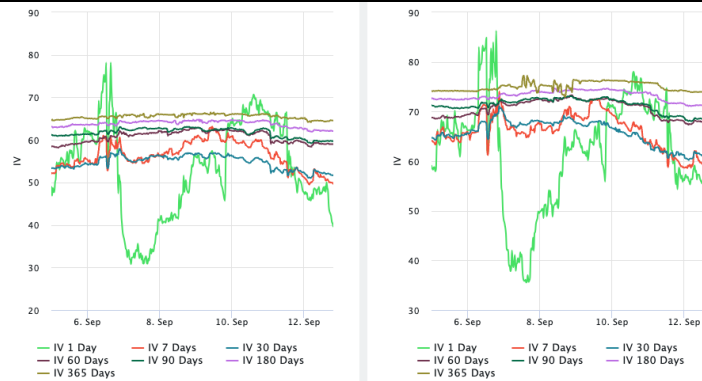


Crypto Options

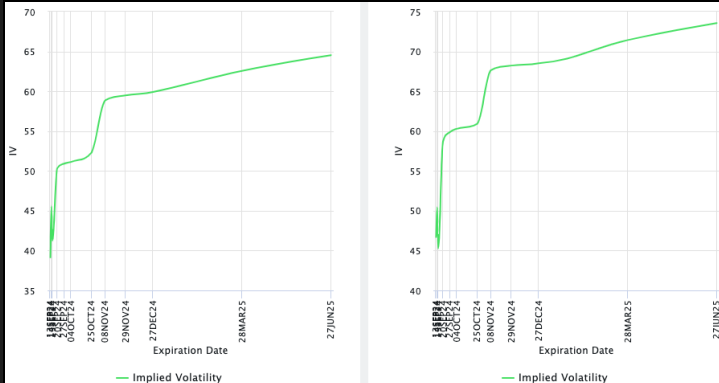
Options Volume & Put/Call Ratio (BTC LHS ; ETH RHS), 1d



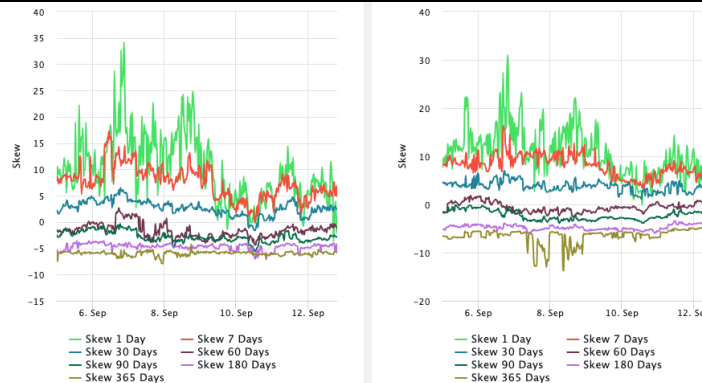
ATM Implied Volatility (BTC LHS ; ETH RHS)



ATM Implied Vol Term Structure (BTC LHS ; ETH RHS)



25 Delta Skew (BTC LHS ; ETH RHS)





September 12, 2024

About GSR

GSR has over a decade of extensive experience in the crypto market, serving as a trusted liquidity provider and active, multi-stage investor. Our suite of services includes OTC Trading, Derivatives, and Market Making. GSR is actively involved in every major sector of the digital asset ecosystem, working with token issuers, institutional investors, miners, and leading trading venues.

For more information or if we can help with anything, please see gsr.io or contact us at gsr@gsr.io.

Follow GSR for more content: [Twitter](#) [Telegram](#) [LinkedIn](#)

Authors

Brian Rudick, Senior Strategist	Twitter	Telegram
Carlos Guzman, Research Analyst	Twitter	Telegram
Toe Bautista, Research Analyst	Twitter	Telegram

Required Disclosures

This material is provided by GSR (the "Firm") solely for informational purposes, is intended only for sophisticated, institutional investors and does not constitute an offer or commitment, a solicitation of an offer or commitment, or any advice or recommendation, to enter into or conclude any transaction (whether on the terms shown or otherwise), or to provide investment services in any state or country where such an offer or solicitation or provision would be illegal. The Firm is not and does not act as an advisor or fiduciary in providing this material. GSR is not authorised or regulated in the UK by the Financial Conduct Authority. The protections provided by the UK regulatory system will not be available to you. Specifically, information provided herein is intended for institutional persons only and is not suitable for retail persons in the United Kingdom, and no solicitation or recommendation is being made to you in regards to any products or services.

This material is not a research report, and not subject to any of the independence and disclosure standards applicable to research reports prepared pursuant to FINRA or CFTC research rules. This material is not independent of the Firm's proprietary interests, which may conflict with the interests of any counterparty of the Firm. The Firm trades instruments discussed in this material for its own account, may trade contrary to the views expressed in this material, and may have positions in other related instruments.

Information contained herein is based on sources considered to be reliable, but is not guaranteed to be accurate or complete. Any opinions or estimates expressed herein reflect a judgment made by the author(s) as of the date of publication, and are subject to change without notice. Trading and investing in digital assets involves significant risks including price volatility and illiquidity and may not be suitable for all investors. The Firm is not liable whatsoever for any direct or consequential loss arising from the use of this material. Copyright of this material belongs to GSR. Neither this material nor any copy thereof may be taken, reproduced or redistributed, directly or indirectly, without prior written permission of GSR

Notes & Sources

All options data is based on Deribit and derivatives graphics are from Laevidas. Market returns are based on price returns for the following ETFs: VOO, QQQ, EWU, EWG, EWJ, and EWH. Onchain volumes are not considered and thus certain token volumes may be understated (e.g., stETH).

CoinGecko	Santiment	DefiLlama	CoinMarketCap	Laevidas
L2Beat	Google Finance	TradingView	Deribit	WorldCoinIndex
Cryptorank	Investing.com	NFT Price Floor	CryptoSlate	