











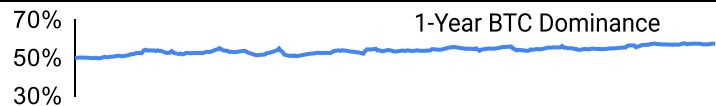
**Crypto Leaderboard**

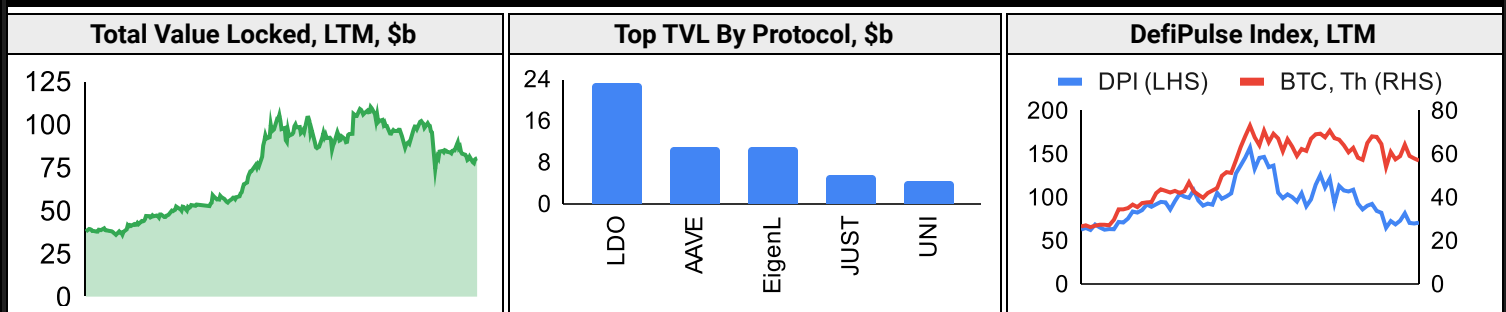
Rank	Name	Ticker	Price	24h	7d	30d	24h Vol \$m	MC \$m	1-Year Chart
1	Bitcoin	BTC	\$58,120	0%	8%	-1%	24,572	1,150,000	
2	Ethereum	ETH	\$2,356	0%	6%	-11%	10,426	284,469	
3	Tether	USDT	\$1.00	0%	0%	0%	27,161	118,196	
4	BNB	BNB	\$551	1%	14%	5%	666	80,631	
5	Solana	SOL	\$133	-3%	7%	-7%	1,780	62,405	
6	USD Coin	USDC	\$1.00	0%	0%	0%	4,888	35,431	
7	XRP Ledger	XRP	\$0.57	-1%	9%	0%	1,306	32,045	
8	Lido stETH	STETH	\$2,358	0%	0%	-100%	30	23,134	
9	Dogecoin	DOGE	\$0.11	4%	15%	4%	621	15,495	
10	Toncoin	TON	\$5.64	4%	22%	-18%	1,099	14,309	

**Top & Bottom Performers - Top 100 Tokens**

24h		7 Days		30 Days		90 Days		365 Days	
POL	15%	QNT	34%	AAVE	33%	HNT	122%	BONK	7930%
MATIC	14%	FTM	30%	FTM	29%	AAVE	65%	OM	6231%
QNT	6%	OM	26%	QNT	22%	OM	50%	PEPE	988%
TON	4%	TAO	25%	BTT	17%	TRX	31%	SOL	609%
SUI	-4%	LTC	1%	TON	-18%	TIA	-46%	XLM	-20%
AAVE	-5%	KCS	3%	MKR	-22%	ONDO	-47%	LDO	-31%
HNT	-5%	AR	0%	TIA	-27%	LDO	-50%	ARB	-35%
FET	-7%	HNT	-5%	NOT	-34%	NOT	-64%	ATOM	-38%

**Category Performance**

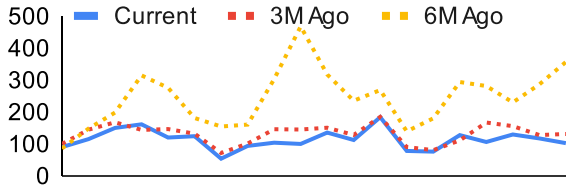
Category	7d	30d	90d	180d	365d	Ecosystem	7d	30d	90d	180d	365d
Gaming/Entertai	12%	6%	-33%	-64%	30%	Tron	-2%	58%	39%	14%	148%
CEXs	8%	5%	-11%	-27%	52%	Polkadot	15%	14%	-28%	-55%	31%
Scaling	11%	4%	-39%	-63%	22%	BSC	15%	12%	-29%	-44%	63%
IoT/Data/Comp.	9%	3%	-17%	-50%	99%	Polygon	12%	8%	-28%	-51%	36%
Currency	9%	3%	-10%	-28%	37%	Avalanche	10%	5%	-23%	-46%	49%
Smart Contract	11%	2%	-18%	-47%	83%	Ethereum	11%	2%	-23%	-49%	12%
Lending	7%	1%	-14%	-28%	84%	Solana	7%	-6%	-30%	-62%	115%
DEX	9%	0%	-26%	-58%	69%	Cosmos	2%	-15%	-37%	-59%	44%
Privacy	6%	-2%	-15%	-33%	3%						
Meme	8%	-2%	-34%	-50%	164%						
Other DeFi	5%	-5%	-33%	-47%	33%						

**DeFi**


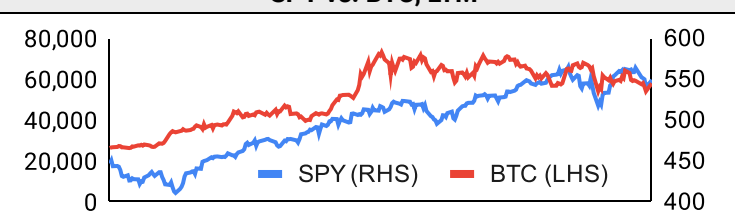
**Trading Volume**

Aggregate Volumes by Product, \$b					Top Derivatives Exchanges, \$m and bps					Top Spot Exchanges, \$m		
Product	1d	7d	30d	O/I	Exchange	1d Vol	O/I	Mkr	Tkr	Exchange	Mkts	1d Vol
Spot	26	197.51	812.02	n/a	Binance	35,157	15,278	2.0	4.0	Binance	1,641	10,010
Perpetuals	91	815	3,300	540	Bybit	14,259	10,099	2.0	5.5	Coinbase	402	1,184
Futures	2	2	12	1	OKX	14,155	5,051	2.0	5.0	OKX	711	1,148
Options	1	9	41	n/a	Bitget	12,122	7,275	2.0	6.0	Bybit	994	3,873

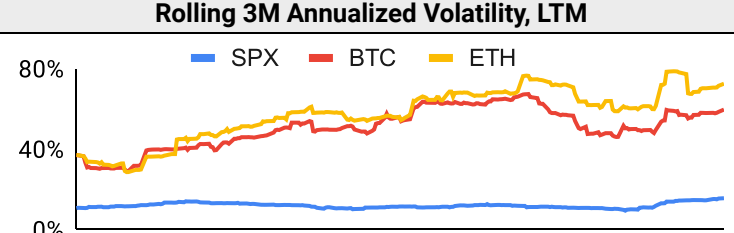
  

Daily Spot Volume, Top 100 Tokens Last 20d, \$b				Top Volume, 1d, \$m		Top Volume, %20d Avg		Low Volume, %20d Avg	
				USDT	44,265	POL	1062%	STETH	0%
				BTC	28,097	TON	193%	NOT	44%
				ETH	10,961	OM	188%	FLR	55%
				USDC	4,953	QNT	145%	WIF	63%
				FDUSD	3,614	THETA	144%	KAS	65%

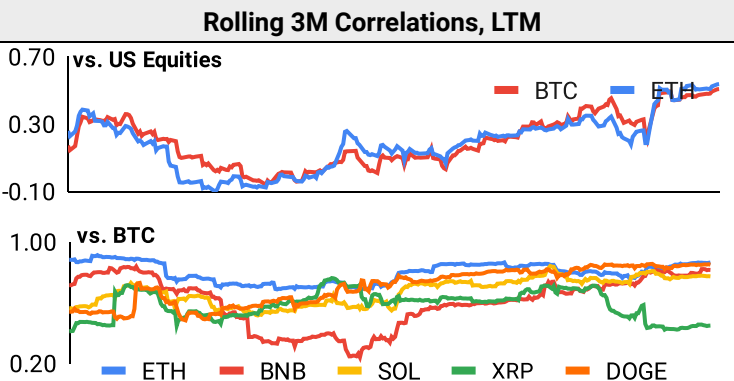
**Traditional Finance**

Global Equity Markets							SPY vs. BTC, LTM				
	US	USGrwth	UK	Germany	Japan	HK					
1D	0%	1%	1%	-1%	0%	-1%					
7D	-1%	-1%	7%	-2%	-2%	-1%					
90D	1%	-3%	10%	1%	1%	-1%					
365D	22%	22%	13%	15%	11%	-11%					

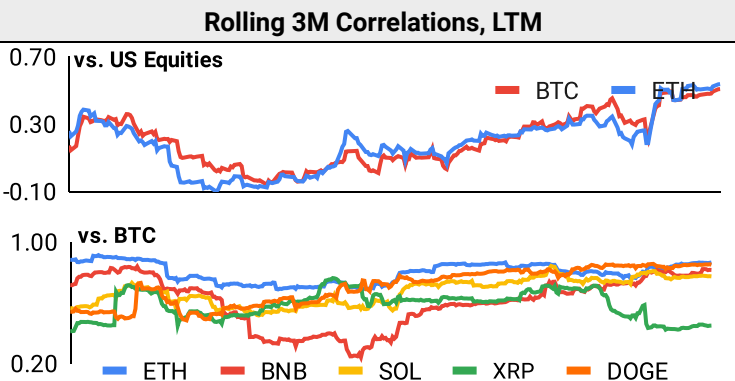
  

10-Year Treasury Yields							Commodities & FX					
	US	Brazil	UK	Germany	Japan	HK						
Last	3.67%	11.99%	3.81%	2.15%	0.85%	2.64%	Last	WTI	Gas	Gold	USD/EUR	USD/JPY
1d Chg	-0.01	0.00	0.03	0.00	0.01	-0.05	1d % Chg	70.2	2.37	2,606	0.90	140.6

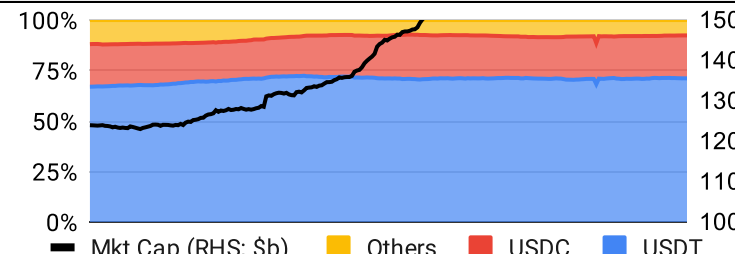
**Volatility**

Annualized Volatility							Rolling 3M Annualized Volatility, LTM				
	BTC	ETH	BNB	SOL	XRP	DOGE					
30D	47%	57%	45%	62%	44%	64%					
90D	54%	66%	56%	86%	74%	78%					
180D	55%	69%	56%	87%	67%	93%					
365D	52%	61%	57%	94%	62%	88%					

**Correlations**

Intra-Crypto Correlations, LTM							Rolling 3M Correlations, LTM				
	BTC	ETH	BNB	SOL	XRP	DOGE					
BTC											
ETH	0.80										
BNB	0.60	0.58									
SOL	0.68	0.60	0.47								
XRP	0.56	0.53	0.39	0.47							
DOGE	0.75	0.67	0.49	0.56	0.56						

**Stablecoins**

Stablecoin Market Size and Volume, \$m					Stablecoin Dominance (LHS) & Market Cap \$b (RHS), LTM	
Ticker	Price	1d Vol	20d Avg Vol	Market Cap		
USDT	1.00	44,265	48,997	118,367		
USDC	1.00	4,953	5,420	35,397		
DAI	1.00	41	82	5,366		
USDe	1.00	63	49	2,684		
PYUSD	1.00	23	31	830		
USDD	1.00	3	3	732		

**Ethereum Mainnet & Layer 2s**

Mainnet & Layer 2 Transactions (m/day) and L2 TVL (\$m)					Transactions (m/day), Rolling 90-Day Average, LTM					
Network	1d	30d Avg	TVL	Tech Type						
Xai	8.0	278.7								
Base	4.7	125.7	6,140	Optimistic Rollup						
Gravity	2.2	83.1	165	Optimium						
Taiko	2.9	70.1	98	Optimistic Rollup						
Immutable X	0.3	62.4	100	Validium						
Arbitrum One	1.6	50.2	13,490	Optimistic Rollup						
Apex	1.2	46.0	86	Validium						
PlayBlock	1.1	35.9								
Reya	0.2	33.9	39	Optimium						
Ethereum	1.2	33.3	-	mainnet						

Layer 2 Token Performance & Market Cap (\$b)					
	IMX	STX	MATIC	MNT	ARB
24h Return	-2%	-2%	+5.66%	+0.12%	+0.31%
Market Cap	2.5	2.4	1.9	1.9	663.0

**NFTs and DAOs**

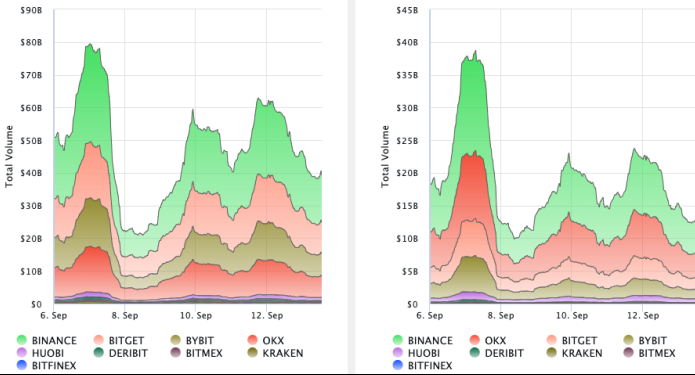
NFT Collection Stats (\$; Volume, MC in \$m)						DAO Treasury Amount (\$m) and Composition					
Collection	Floor	% Listed	3M Ret.	3M Vol	Market Cap	DAO	Treasury	Stables	BTC/ETH	Own Tokens	Other
CryptoPunks	69,277	12%	0%	58,861	693	Uniswap	2,747	0%	0%	100%	0%
Bored Ape Yacht C	28,529	3%	0%	66,289	285	Mantle	2,262	1%	23%	74%	2%
Pudgy Penguins	25,353	3%	0%	73,486	225	Arbitrum	1,666	0%	1%	99%	0%
Azuki	12,451	2%	0%	22,997	125	ENS	1,267	0%	0%	92%	8%
Autoglyphs	234,595	1%	-26%	253	120	Optimism	1,157	0%	0%	100%	0%
Mutant Ape Yacht	4,903	3%	0%	3,368	96	Ethereum	638	0%	100%	0%	0%
Chromie Squiggle	8,676	2%	0%	1,352	87	Golem	330	0%	88%	12%	0%
Milady Maker	7,863	5%	-27%	42,964	79	Gnosis	299	8%	9%	46%	37%
Mad Lads	7,485	4%	0%	1,211	75	Merit Circle	288	8%	1%	90%	1%
NodeMonkes	7,456	16%	0%	25,352	75	Maker	258	17%	0%	82%	0%

**Crypto News**

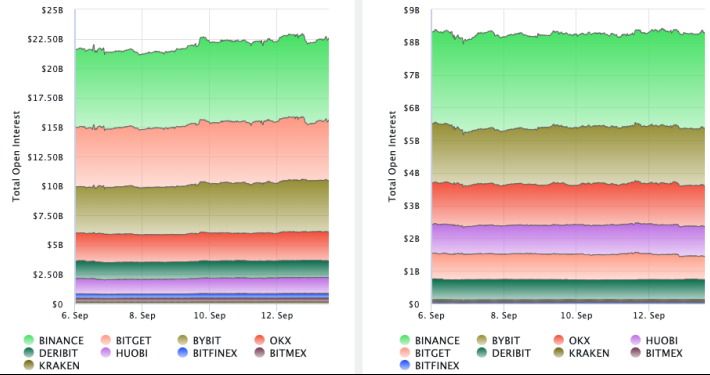
- [Sky proposes dropping Wrapped Bitcoin over claimed Justin Sun ties - Cointelegraph](#)
- [Donald Trump Announces World Liberty Financial Launch — 'We're Embracing the Future With Crypto' – Featured Bitcoin News - Bitcoin.com News](#)
- [Coinbase Announces Launch of 1:1 Bitcoin-Backed, Ethereum-Based Token Coinbase Wrapped Bitcoin \(cbBTC\) - The Daily Hodl](#)
- [Kalshi launches election markets as CFTC turns to appellate court - Blockworks](#)
- [A publicly-traded holding company is all-in on Solana - Blockworks](#)
- [eToro to cease most crypto offerings after SEC settlement - Blockworks](#)
- [Odds of 50 Basis Point Fed Rate Cut Next Week Jump to 45% - CoinDesk](#)
- [English High Court Rules Tether's USDT Stablecoin Counts as Property - CoinDesk](#)
- [Tokenized Real-World Assets \(Excluding Stablecoins\) Market Value Hits Over \\$12B: Binance Research - CoinDesk](#)

## Crypto Futures

### Futures Volume (BTC LHS ; ETH RHS), 1d



### Futures Open Interest (BTC LHS ; ETH RHS)



### OI Weighted Funding Rate (BTC LHS ; ETH RHS), 1d

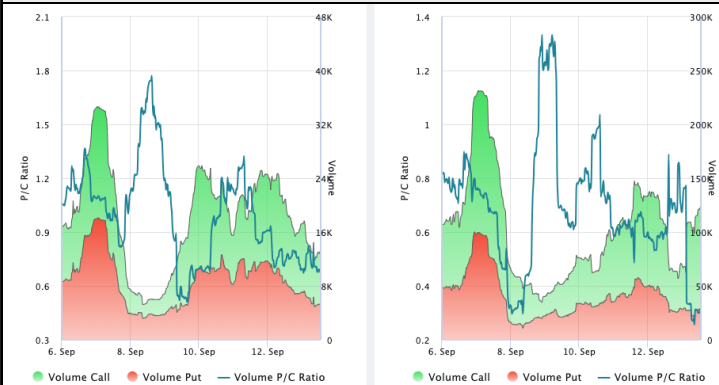


### Liquidations (BTC LHS ; ETH RHS), 1d

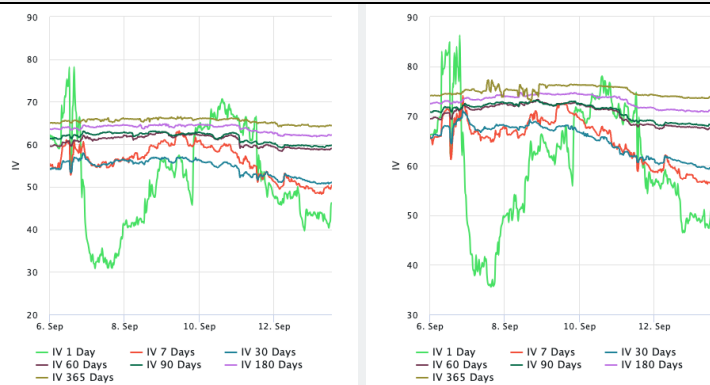


## Crypto Options

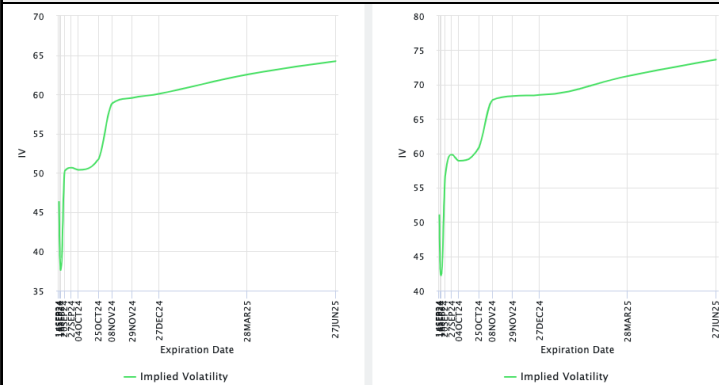
### Options Volume & Put/Call Ratio (BTC LHS ; ETH RHS), 1d



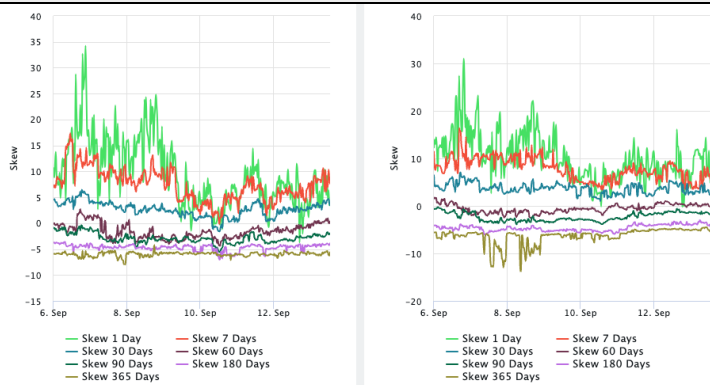
### ATM Implied Volatility (BTC LHS ; ETH RHS)



### ATM Implied Vol Term Structure (BTC LHS ; ETH RHS)



### 25 Delta Skew (BTC LHS ; ETH RHS)





September 13, 2024

## About GSR

GSR has over a decade of extensive experience in the crypto market, serving as a trusted liquidity provider and active, multi-stage investor. Our suite of services includes OTC Trading, Derivatives, and Market Making. GSR is actively involved in every major sector of the digital asset ecosystem, working with token issuers, institutional investors, miners, and leading trading venues.

For more information or if we can help with anything, please see [gsr.io](https://gsr.io) or contact us at [gsr@gsr.io](mailto:gsr@gsr.io).

Follow GSR for more content: [Twitter](#) [Telegram](#) [LinkedIn](#)

## Authors

Brian Rudick, Senior Strategist	<a href="#">Twitter</a>	<a href="#">Telegram</a>
Carlos Guzman, Research Analyst	<a href="#">Twitter</a>	<a href="#">Telegram</a>
Toe Bautista, Research Analyst	<a href="#">Twitter</a>	<a href="#">Telegram</a>

## Required Disclosures

This material is provided by GSR (the "Firm") solely for informational purposes, is intended only for sophisticated, institutional investors and does not constitute an offer or commitment, a solicitation of an offer or commitment, or any advice or recommendation, to enter into or conclude any transaction (whether on the terms shown or otherwise), or to provide investment services in any state or country where such an offer or solicitation or provision would be illegal. The Firm is not and does not act as an advisor or fiduciary in providing this material. GSR is not authorised or regulated in the UK by the Financial Conduct Authority. The protections provided by the UK regulatory system will not be available to you. Specifically, information provided herein is intended for institutional persons only and is not suitable for retail persons in the United Kingdom, and no solicitation or recommendation is being made to you in regards to any products or services.

This material is not a research report, and not subject to any of the independence and disclosure standards applicable to research reports prepared pursuant to FINRA or CFTC research rules. This material is not independent of the Firm's proprietary interests, which may conflict with the interests of any counterparty of the Firm. The Firm trades instruments discussed in this material for its own account, may trade contrary to the views expressed in this material, and may have positions in other related instruments.

Information contained herein is based on sources considered to be reliable, but is not guaranteed to be accurate or complete. Any opinions or estimates expressed herein reflect a judgment made by the author(s) as of the date of publication, and are subject to change without notice. Trading and investing in digital assets involves significant risks including price volatility and illiquidity and may not be suitable for all investors. The Firm is not liable whatsoever for any direct or consequential loss arising from the use of this material. Copyright of this material belongs to GSR. Neither this material nor any copy thereof may be taken, reproduced or redistributed, directly or indirectly, without prior written permission of GSR

## Notes & Sources

All options data is based on Deribit and derivatives graphics are from Laevidas. Market returns are based on price returns for the following ETFs: VOO, QQQ, EWU, EWG, EWJ, and EWH. Onchain volumes are not considered and thus certain token volumes may be understated (e.g., stETH).

CoinGecko	Santiment	DefiLlama	CoinMarketCap	Laevidas
L2Beat	Google Finance	TradingView	Deribit	WorldCoinIndex
Cryptorank	Investing.com	NFT Price Floor	CryptoSlate	