











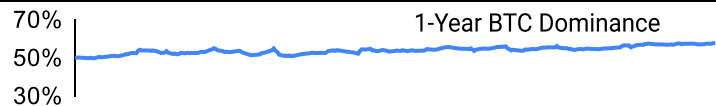
Crypto Leaderboard

Rank	Name	Ticker	Price	24h	7d	30d	24h Vol \$m	MC \$m	1-Year Chart
1	Bitcoin	BTC	\$58,498	-3%	3%	-2%	27,618	1,155,629	
2	Ethereum	ETH	\$2,302	-5%	-2%	-12%	15,824	276,922	
3	Tether	USDT	\$1.00	0%	0%	0%	41,944	118,713	
4	BNB	BNB	\$547	-2%	5%	1%	1,060	79,738	
5	Solana	SOL	\$132	-3%	-2%	-7%	2,182	61,726	
6	USD Coin	USDC	\$1.00	0%	0%	0%	6,325	35,625	
7	XRP Ledger	XRP	\$0.57	-2%	6%	1%	1,040	32,287	
8	Lido stETH	STETH	\$2,301	-5%	-2%	-11%	29	22,456	
9	Dogecoin	DOGE	\$0.10	-4%	-3%	-2%	556	14,765	
10	Toncoin	TON	\$5.49	-3%	5%	-15%	316	13,906	


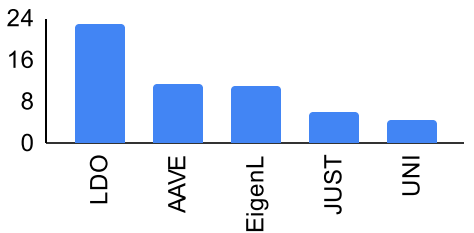
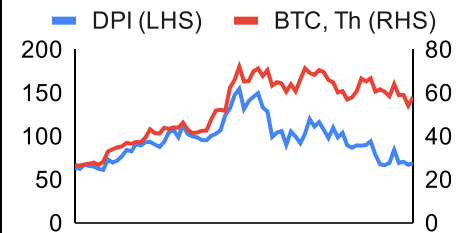
Top & Bottom Performers - Top 100 Tokens

24h		7 Days		30 Days		90 Days		365 Days	
TRX	1%	POPCAT	16%	POPCAT	62%	POPCAT	193%	BONK	8027%
TKX	1%	SUI	15%	FET	54%	HNT	113%	OM	5622%
LEO	1%	THETA	11%	FTM	32%	AAVE	71%	PEPE	1046%
PYUSD	0%	OM	10%	SUI	31%	OM	58%	SOL	601%
SEI	-8%	AR	-9%	ONDO	-15%	BRETT	-43%	MATIC	-27%
BRETT	-8%	APT	-9%	TON	-15%	ONDO	-49%	LDO	-35%
INJ	-9%	WIF	-11%	MKR	-22%	NOT	-54%	ARB	-37%
TAO	-10%	NOT	-13%	NOT	-33%	LDO	-55%	ATOM	-43%

Category Performance

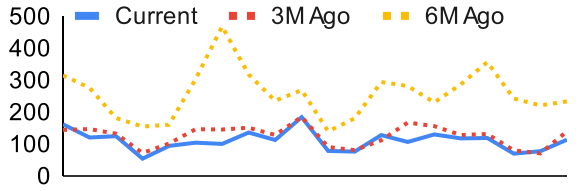
Category	7d	30d	90d	180d	365d	Ecosystem	7d	30d	90d	180d	365d
Meme	14%	12%	-16%	-44%	176%	Tron	-8%	43%	45%	19%	148%
Scaling	1%	5%	-30%	-62%	21%	Polkadot	1%	15%	-19%	-54%	24%
IoT/Data/Comp.	-2%	1%	-10%	-50%	90%	BSC	2%	9%	-22%	-43%	51%
Smart Contract	-1%	1%	-10%	-46%	80%	Polygon	0%	7%	-20%	-51%	30%
CEXs	1%	0%	-10%	-25%	48%	Avalanche	-2%	2%	-17%	-46%	41%
Currency	-1%	0%	-5%	-28%	33%	Ethereum	-3%	-2%	-25%	-49%	5%
Lending	-2%	-1%	-7%	-27%	74%	Cosmos	3%	-2%	-19%	-54%	80%
DEX	-3%	-3%	-20%	-57%	61%	Solana	-11%	-10%	-25%	-55%	110%
Gaming/Entertai	-11%	-4%	-28%	-64%	-12%						
Other DeFi	-14%	-13%	-33%	-53%	17%						
Privacy	-16%	-18%	-19%	-41%	-16%						

DeFi

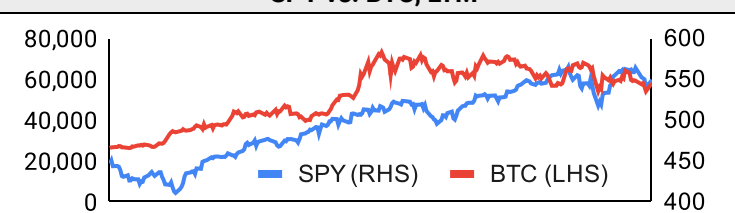
Total Value Locked, LTM, \$b	Top TVL By Protocol, \$b	DefiPulse Index, LTM
		

Trading Volume

Aggregate Volumes by Product, \$b					Top Derivatives Exchanges, \$m and bps					Top Spot Exchanges, \$m		
Product	1d	7d	30d	O/I	Exchange	1d Vol	O/I	Mkr	Tkr	Exchange	Mkts	1d Vol
Spot	28	182.67	800.75	n/a	Binance	40,187	15,295	2.0	4.0	Binance	1,652	11,274
Perpetuals	109	732	3,220	491	Bybit	16,440	10,001	2.0	5.5	Coinbase	402	1,081
Futures	0	8	16	1	OKX	17,339	5,060	2.0	5.0	OKX	711	1,440
Options	1	8	38	n/a	Bitget	14,952	7,496	2.0	6.0	Bybit	995	3,975

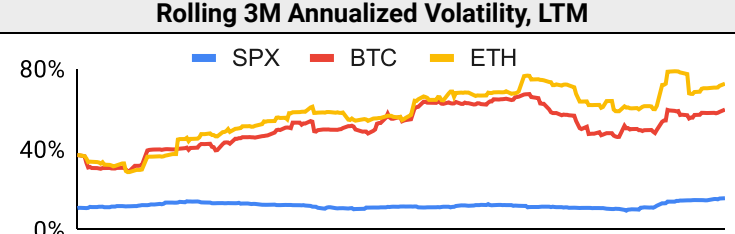
Daily Spot Volume, Top 100 Tokens Last 20d, \$b				Top Volume, 1d, \$m		Top Volume, %20d Avg		Low Volume, %20d Avg	
				USDT	48,129	ONDO	396%	FET	0%
				BTC	27,949	POL	243%	EETH	14%
				ETH	16,126	FTM	196%	MATIC	29%
				USDC	5,437	TIA	177%	RETH	34%
				FDUSD	4,336	WEETH	177%	EZETH	37%

Traditional Finance

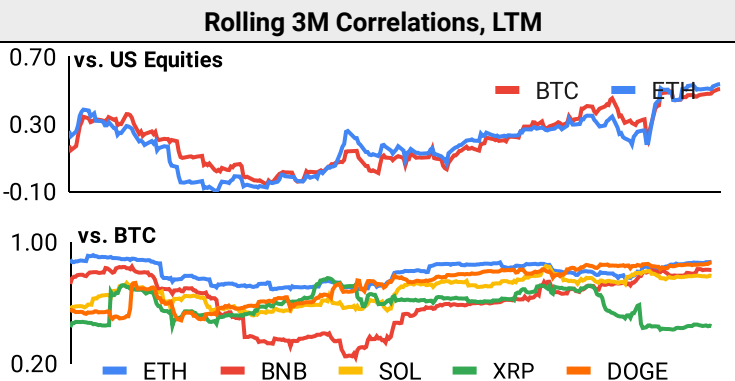
Global Equity Markets							SPY vs. BTC, LTM	
	US	USGrwth	UK	Germany	Japan	HK		
1D	0%	1%	1%	-1%	0%	-1%		
7D	-1%	-1%	7%	-2%	-2%	-1%		
90D	1%	-3%	10%	1%	1%	-1%		
365D	22%	22%	13%	15%	11%	-11%		

10-Year Treasury Yields							Commodities & FX				
	US	Brazil	UK	Germany	Japan	HK	WTI	Gas	Gold	USD/EUR	USD/JPY
Last	3.65%	11.95%	3.81%	2.14%	0.85%	2.60%	69.1	2.29	2,612	0.90	140.4
1d Chg	0.00	0.00	0.04	-0.01	0.01	-0.05	2.0%	-0.8%	0.1%	-0.5%	-0.3%

Volatility

Annualized Volatility							Rolling 3M Annualized Volatility, LTM			
	BTC	ETH	BNB	SOL	XRP	DOGE				
30D	49%	59%	43%	63%	49%	65%				
90D	55%	67%	56%	85%	75%	77%				
180D	52%	66%	53%	83%	65%	87%				
365D	52%	61%	57%	94%	62%	88%				

Correlations

Intra-Crypto Correlations, LTM							Rolling 3M Correlations, LTM				
	BTC	ETH	BNB	SOL	XRP	DOGE					
BTC											
ETH	0.80										
BNB	0.60	0.58									
SOL	0.68	0.60	0.47								
XRP	0.56	0.53	0.39	0.47							
DOGE	0.75	0.67	0.49	0.56	0.55						

Stablecoins

Stablecoin Market Size and Volume, \$m					Stablecoin Dominance (LHS) & Market Cap \$b (RHS), LTM	
Ticker	Price	1d Vol	20d Avg Vol	Market Cap		
USDT	1.00	48,129	47,134	118,781		
USDC	1.00	5,437	5,260	35,612		
DAI	1.00	55	76	5,366		
USDe	1.00	41	56	2,656		
PYUSD	1.00	31	28	756		
USDD	1.00	3	3	730		

Ethereum Mainnet & Layer 2s

Mainnet & Layer 2 Transactions (m/day) and L2 TVL (\$m)					Transactions (m/day), Rolling 90-Day Average, LTM					
Network	1d	30d Avg	TVL	Tech Type						
Xai	7.7	273.4								
Base	4.5	127.5	6,130	Optimistic Rollup						
Gravity	2.2	89.2	158	Optimium						
Taiko	2.7	72.9	91	Optimistic Rollup						
Immutable X	0.3	56.3	101	Validium						
Arbitrum One	1.3	48.7	13,320	Optimistic Rollup						
Apex	1.2	44.2	86	Validium						
PlayBlock	1.2	35.6								
Ethereum	1.1	33.0	-	mainnet						
Reya	0.2	29.8	39	Optimium						

Layer 2 Token Performance & Market Cap (\$b)					
	IMX	STX	MNT	MATIC	ARB
24h Return	-7%	-6%	-3%	-1%	-6%
Market Cap	2.5	2.2	1.8	1.2	643.1

NFTs and DAOs

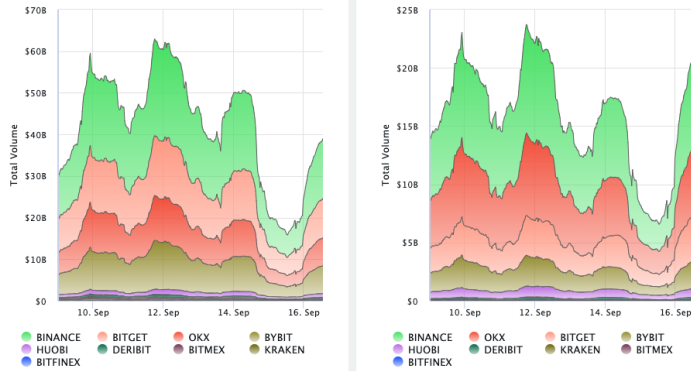
NFT Collection Stats (\$; Volume, MC in \$m)						DAO Treasury Amount (\$m) and Composition					
Collection	Floor	% Listed	3M Ret.	3M Vol	Market Cap	DAO	Treasury	Stables	BTC/ETH	Own Tokens	Other
CryptoPunks	66,836	12%	0%	12,933	668	Uniswap	2,571	0%	0%	100%	0%
Bored Ape Yacht C	27,650	3%	0%	6,506	277	Mantle	2,219	2%	23%	74%	2%
Pudgy Penguins	24,955	3%	1%	5,597	222	Arbitrum	1,625	0%	1%	99%	0%
Azuki	12,613	2%	0%	2,650	126	ENS	1,222	0%	0%	91%	9%
Autoglyphs	229,114	1%	-26%	0	117	Optimism	1,111	0%	0%	100%	0%
Mutant Ape Yacht	4,787	3%	0%	3,961	93	Ethereum	626	0%	100%	0%	0%
Chromie Squiggle	8,767	2%	0%	139	88	Golem	323	0%	88%	12%	0%
Milady Maker	7,804	5%	-27%	3,398	78	Gnosis	295	8%	9%	46%	37%
NodeMonkes	7,428	15%	0%	24,856	74	Merit Circle	295	8%	1%	91%	1%
Mad Lads	7,453	4%	0%	1,442	74	Maker	250	18%	0%	82%	0%

Crypto News

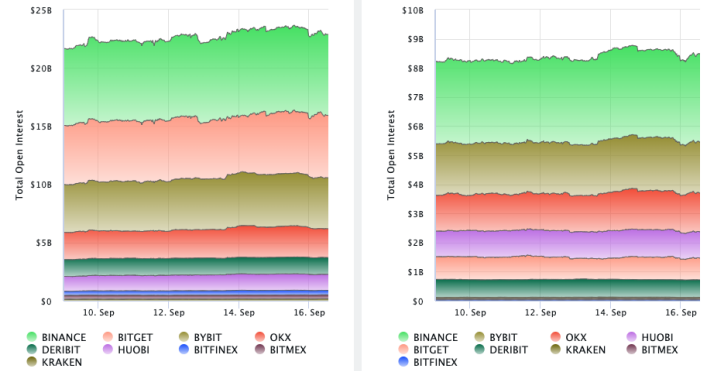
- [Bitcoin, Ether Plunge 5% Ahead of Widely-Anticipated Fed Rate Cuts - CoinDesk](#)
- [SEC 'regrets any confusion' from dubbing tokens as securities: filing - Cointelegraph](#)
- [Bank of Russia to Launch Digital Ruble Payment Infrastructure by July 2025 - Bitcoin.com News](#)
- [BlackRock's spot ether ETF among fast-growing U.S.-listed ETFs launched this year - Pensions & Investments](#)
- [JPMorgan CEO Warns of Recession Threat, Higher Inflation, Stagflation - Bitcoin.com News](#)
- [Sam Bankman-Fried files appeal in fraud, conspiracy case - Blockworks](#)
- [The road to the US election is paved with political memecoins — now down 90% - Blockworks](#)
- [Ether-Bitcoin Ratio Drops to Lowest Since April 2021. Here's Why It Matters - CoinDesk](#)
- [SEC Places Heavier Scrutiny on Binance's Token Listing, Trading Process in Proposed Amended Complaint - CoinDesk](#)

Crypto Futures

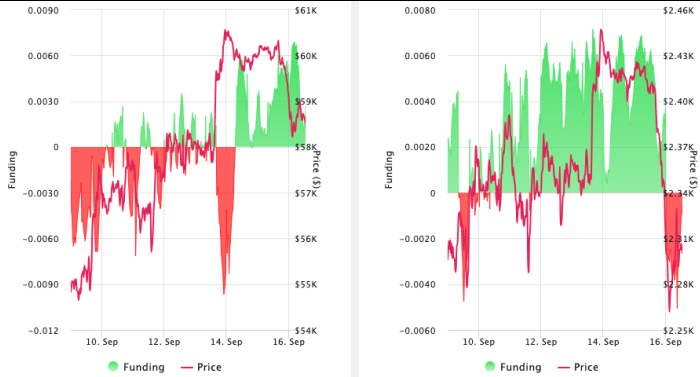
Futures Volume (BTC LHS ; ETH RHS), 1d



Futures Open Interest (BTC LHS ; ETH RHS)



OI Weighted Funding Rate (BTC LHS ; ETH RHS), 1d

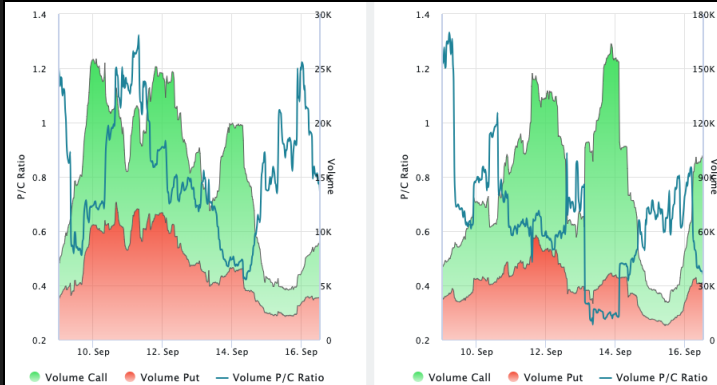


Liquidations (BTC LHS ; ETH RHS), 1d

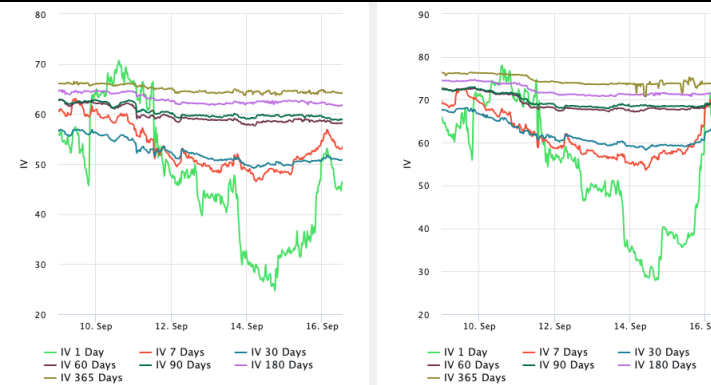


Crypto Options

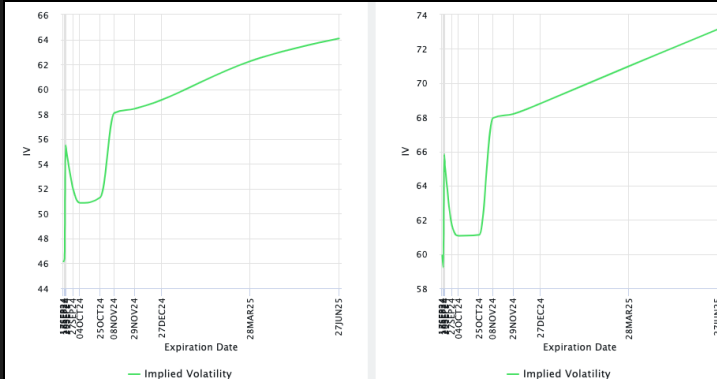
Options Volume & Put/Call Ratio (BTC LHS ; ETH RHS), 1d



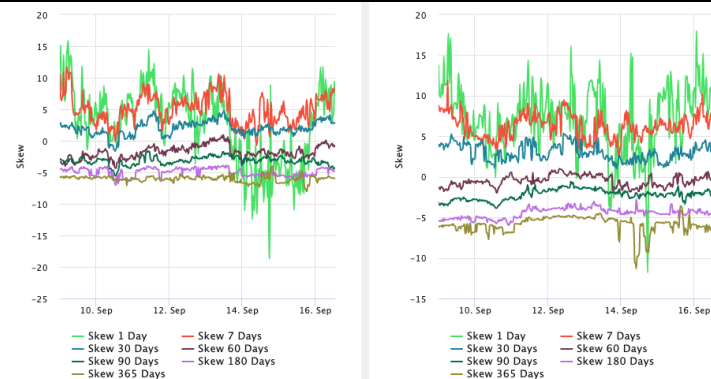
ATM Implied Volatility (BTC LHS ; ETH RHS)



ATM Implied Vol Term Structure (BTC LHS ; ETH RHS)



25 Delta Skew (BTC LHS ; ETH RHS)





September 16, 2024

About GSR

GSR has over a decade of extensive experience in the crypto market, serving as a trusted liquidity provider and active, multi-stage investor. Our suite of services includes OTC Trading, Derivatives, and Market Making. GSR is actively involved in every major sector of the digital asset ecosystem, working with token issuers, institutional investors, miners, and leading trading venues.

For more information or if we can help with anything, please see gsr.io or contact us at gsr@gsr.io.

Follow GSR for more content: [Twitter](#) [Telegram](#) [LinkedIn](#)

Authors

Brian Rudick, Senior Strategist	Twitter	Telegram
Carlos Guzman, Research Analyst	Twitter	Telegram
Toe Bautista, Research Analyst	Twitter	Telegram

Required Disclosures

This material is provided by GSR (the "Firm") solely for informational purposes, is intended only for sophisticated, institutional investors and does not constitute an offer or commitment, a solicitation of an offer or commitment, or any advice or recommendation, to enter into or conclude any transaction (whether on the terms shown or otherwise), or to provide investment services in any state or country where such an offer or solicitation or provision would be illegal. The Firm is not and does not act as an advisor or fiduciary in providing this material. GSR is not authorised or regulated in the UK by the Financial Conduct Authority. The protections provided by the UK regulatory system will not be available to you. Specifically, information provided herein is intended for institutional persons only and is not suitable for retail persons in the United Kingdom, and no solicitation or recommendation is being made to you in regards to any products or services.

This material is not a research report, and not subject to any of the independence and disclosure standards applicable to research reports prepared pursuant to FINRA or CFTC research rules. This material is not independent of the Firm's proprietary interests, which may conflict with the interests of any counterparty of the Firm. The Firm trades instruments discussed in this material for its own account, may trade contrary to the views expressed in this material, and may have positions in other related instruments.

Information contained herein is based on sources considered to be reliable, but is not guaranteed to be accurate or complete. Any opinions or estimates expressed herein reflect a judgment made by the author(s) as of the date of publication, and are subject to change without notice. Trading and investing in digital assets involves significant risks including price volatility and illiquidity and may not be suitable for all investors. The Firm is not liable whatsoever for any direct or consequential loss arising from the use of this material. Copyright of this material belongs to GSR. Neither this material nor any copy thereof may be taken, reproduced or redistributed, directly or indirectly, without prior written permission of GSR

Notes & Sources

All options data is based on Deribit and derivatives graphics are from Laevidas. Market returns are based on price returns for the following ETFs: VOO, QQQ, EWU, EWG, EWJ, and EWH. Onchain volumes are not considered and thus certain token volumes may be understated (e.g., stETH).

CoinGecko	Santiment	DefiLlama	CoinMarketCap	Laevidas
L2Beat	Google Finance	TradingView	Deribit	WorldCoinIndex
Cryptorank	Investing.com	NFT Price Floor	CryptoSlate	